

TRADE

	Avg 2004-2013	2014	2015	2016	PROJECTIONS		2017	2018	2004	2018
Total trade in goods and services (% of GDP)	148.24	169.53	178.77	184.69	200.31	..	200.31	..		
Trade balance, merchandise (% of imports)	-12.70	1.60	-2.14	1.02	1.33	..	1.33	..		
Exports of goods and services (annual % growth)	12.80	11.56	12.64	13.86	16.74	..	16.74	..		
Imports of goods and services (annual % growth)	12.19	12.80	18.11	15.29	17.50	..	17.50	..		
Total reserves in months of imports	2.58	2.54	1.88	2.32	2.56	..	2.56	..		

INVESTMENT

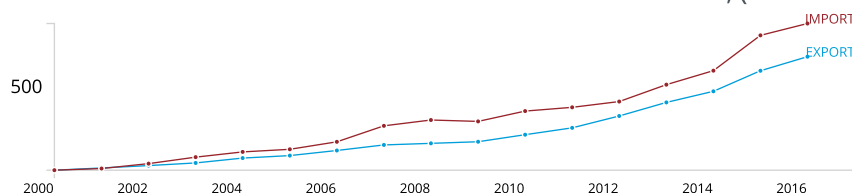
	Avg 2004-2013	2014	2015	2016	2017	2018	2004	2018
Total investment (% of GDP)	33.43	26.83	27.58	26.58	26.58	27.48		
Gross capital formation (% of GDP)	33.63	26.83	27.68	26.58	25.77	..		
Gross fixed capital formation (% of GDP)	30.39	23.83	24.66	23.68	23.07	..		
Foreign direct investment, net inflows (% of GDP)	5.89	4.94	6.11	6.14	6.30	..		

ECONOMY

	Avg 2004-2013	2014	2015	2016	2017	2018	2004	2018
GDP growth (annual %)	6.35	5.98	6.68	6.21	6.81	..		
Personal remittances, received (% of GDP)	6.31	6.44	6.83	5.79	6.16	..		
General government gross debt (% of GDP)	43.09	55.01	57.40	59.94	58.49	57.81		
Inflation, consumer prices (annual %)	10.51	4.71	0.88	3.24	3.52	..		

EXPORTS & IMPORTS

EXPORT AND IMPORT VOLUME INDEX 2000-2016 , (2000=100)



SOURCE: WORLD DEVELOPMENT INDICATORS (WBG)

TOP 5 EXPORTS BY % OF TOTAL VALUE, 2015

Mach and Elec	35.44
Textiles and Clothing	16.83
Footwear	7.89
Vegetable	7.48
Miscellaneous	6.68

SOURCE: WORLD INTEGRATED TRADE SOLUTION (WITS)

IMPORT CATEGORIES BY % OF TOTAL VALUE, 2015

Capital goods	41.43
Intermediate goods	33.98
Consumer goods	15.57
Raw materials	7.6

SOURCE: WORLD INTEGRATED TRADE SOLUTION (WITS)

BUSINESS ACTIVITY

GROSS VALUE ADDED BY ECONOMIC ACTIVITY 2017 (% GDP)

Manufacturing	15.27
Agriculture	15.33

SOURCE: WORLD DEVELOPMENT INDICATORS

DOING BUSINESS 2018


Indicator	Distance to Frontier			Rank		
	2017	2018	Δ	2017	2018	Δ
Ease of Doing Business	66.77	68.36	1.59	68	69	1
Dealing with Construction	79.03	79.05	0.02	20	21	1
Enforcing Contracts	60.22	62.07	1.85	66	62	-4
Getting Credit	75	75	0	29	32	3
Getting Electricity	78.69	87.94	9.25	64	27	-37
Paying Taxes	61.12	62.87	1.75	86	131	45
Protecting Minority Investors	55	55	0	81	89	8
Registering Property	70.61	71.09	0.48	63	60	-3
Resolving insolvency	35.16	34.93	-0.23	129	133	4
Starting a Business	82.02	84.82	2.8	123	104	-19
Trading Across Borders	70.83	70.83	0	94	100	6

SOURCE: DOING BUSINESS REPORT 2018

Note: As per Doing Business, **rankings are calculated for Doing Business 2018 only**. Year-to-year changes in the number of economies, number of indicators and methodology affect the comparability of prior years.

WORLDWIDE GOVERNANCE INDICATORS (WORLD BANK)

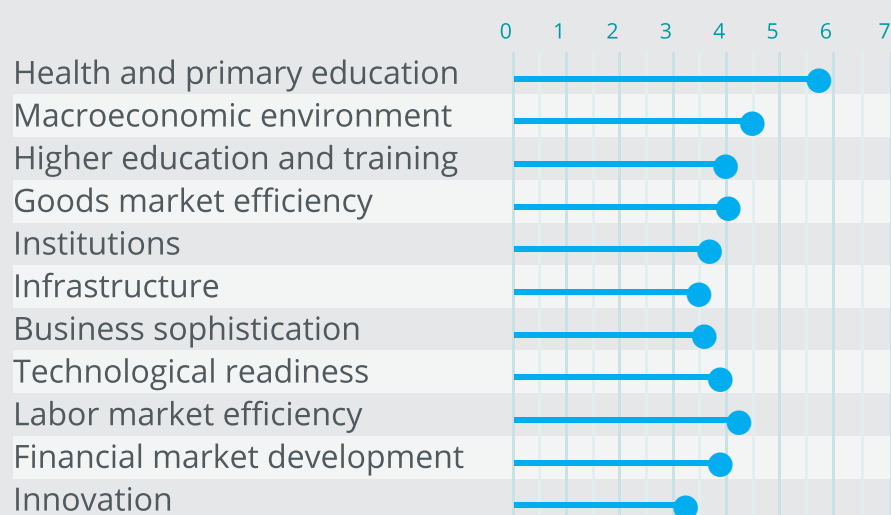
Compared with region's top 4 performers, 2017



SOURCE: WORLDWIDE GOVERNANCE INDICATORS 2017

PRIVATE SECTOR VIEW

WEF COMPETITIVENESS INDICATORS 2017-2018



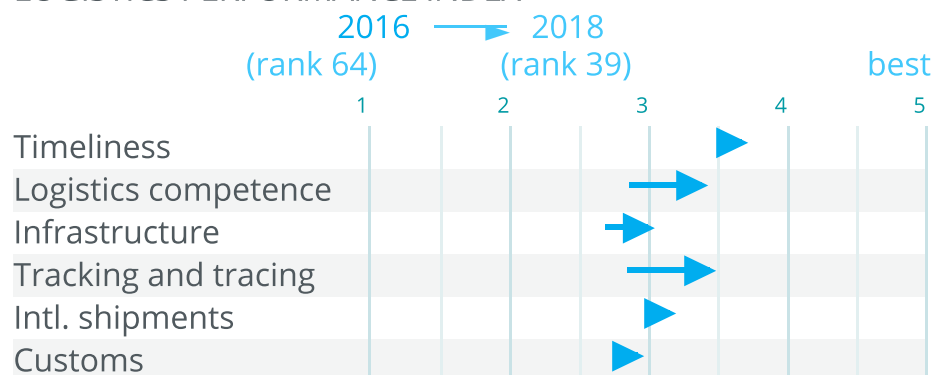
SOURCE: WEF GLOBAL COMPETITIVENESS REPORT 2017-2018

ENTERPRISE SURVEY 2015

	VNM	EAS	All Countries
Number of electrical outages in a typical month	0.2	6.92	0.38
Percent of firms with a bank loan/line of credit (%)	0
Proportion of investments financed by banks (%)	0
Proportion of investments financed internally (%)	0
Senior management time spent dealing with requirements of government regulation (%)	1.7	5.01	0.51

SOURCE: ENTERPRISE SURVEY 2015

LOGISTICS PERFORMANCE INDEX



SOURCE: LOGISTICS PERFORMANCE INDEX (WORLD BANK)

TRADE POLICY

	2011	2015
MFN Tariff (Simple Average) ¹	..	9.52
MFN Tariff (Agriculture) ¹	..	12.02
MFN Tariff (Non-agriculture) ¹	..	8.69
Applied Tariff (Incl. Prefers. and Trade-Weighted) ²	..	6.18
Binding (%) ¹	..	100
Import duties collected (% of tax revenue) ¹
Services sectors w/ GATS commitments (2017) ³	..	38

SOURCE: WDI (1), WITS (2), I-TIP SERVICES (3)

TOP 5 CONSTRAINTS

ACCORDING TO ENTERPRISE SURVEY 2015 (% RESPONDENTS)

% of firms identifying practices of the informal sector as the biggest obstacle	17
% of firms identifying inadequately educated workforce as the biggest obstacle	10.7
% of firms identifying transportation as the biggest obstacle	10.19
% of firms identifying tax rates as the biggest obstacle	9.4
% of firms identifying customs and trade regulations as the biggest obstacle	5

SOURCE: ENTERPRISE SURVEY 2015

ACCORDING TO WEF 2017 (% RESPONDENTS AMONG 88 EXECUTIVES)

Access to Financing	12.3
Inadequately Educated Workforce	10.4
Corruption	10
Poor Work Ethic in Labor Force	9.5
Tax Regulations	8.69

SOURCE: WEF GLOBAL COMPETITIVENESS REPORT 2017

WORLD
BANK
GROUP
PORTFOLIO

SYSTEMATIC COUNTRY DIAGNOSTIC / COUNTRY PARTNERSHIP FRAMEWORK

MOST RECENT

Product

Document date

Board date

Vietnam - Country partnership framework for the period FY18-FY22

2017-6-1

Vietnam - Systematic country diagnostic

2016-9-19

PLANNED

Product

Concept Review date

Board date

No Data

WORLD BANK | LOANS

Red: flagged projects

PIPELINE

Project Name	ID	Team Leader	Begin		Lending		Latest SORT Overall Risk Rating	Commitment (USD 000)	Expenses (USD 000)		This FY completion probability
			Appraisal	Approval	Instrument	FY			Cumulative		
Vietnam Climate Innovation Center (CIC)	P129222	Lien Anh Pham	IPF	...	0	-529	506	...	
Vietnam: M&E Public Investment Projects	P161176	Quang Hong Doan	...	2018-10-22	IPF	...	2	0	0	B	

ACTIVE

Project Name	ID	Team Leader	Approval	Closing	Lending Instrument	Commitment (USD 000)	Undisbursed Balance (USD 000)	Project Rating		IEG Outcome Rating	Months in Problem Status	
								DO	IP			
Vietnam Climate Innovation Center (VCIC)	P155260	Lien Anh Pham	2015-10-30	2018-12-31	IPF	4	2	MS	MS	...		0
Vietnam Logistics Statistical System	P158817	Duc Minh Pham	2016-9-12	2019-9-26	IPF	0	0	S	MS	...		0

CLOSED (IN THE LAST 2 YEARS)

Project Name	ID	Team Leader	Approval	Closing	Lending Instrument	Commitment (USD 000)	Project Rating		IEG Outcome Rating
							DO	IP	

WORLD BANK | ADVISORY SERVICES AND ANALYTICS

ACTIVE

Task Name	ID	Team Leader	Concept		Output		Product		Reimb. AS	Current Expenditure (USD 000)		Lifetime Expenditure (USD 000)	
			Approval	Approval	Approval	Approval	Line	Line		BB	Total	BB	Total
CMC: Vietnam DeMPA	P169478	Lars Jessen	2018-10-19	2019-4-30	AA	AA	AA	AA	true	...	12	...	12
FISF: Vietnam CSP	P162223	Viet Quoc Trieu	...	2019-5-31	AA	AA	AA	AA	true	...	240	...	1281
Pension Investments and Supervision	P169039	Alwaleed Fareed Alatabani	2018-11-23	2020-6-30	AA	AA	AA	AA	true	...	0	...	0
VN2035 - From Strategy to Action	P164737	Sebastian Eckardt	2017-10-31	2020-6-30	AA	AA	AA	AA	true	59	245	214	614
VN Fin Sect Soundness and Inclusion	P145781	Alwaleed Fareed Alatabani	2016-5-7	2020-6-30	AA	AA	AA	AA	true	183	183	1080	1080
Vietnam Trade and Competitiveness	P159578	Brian G. Mtonya	2017-1-23	2021-6-15	AA	AA	AA	AA	true	115	448	451	1768
Fiscal ASA	P167279	Annette I. De Kleine Feige	2018-10-3	2019-6-28	AA	AA	AA	AA	true	27	27	27	27
Banking Sector Soundness \& Development	P165478	Viet Quoc Trieu	2017-10-13	2023-5-30	AA	AA	AA	AA	true	...	258	...	666

CLOSED

Task Name	ID	Team Leader	Concept		Output		Product		Reimb. AS	Current Expenditure (USD 000)		Lifetime Expenditure (USD 000)	
			Approval	Approval	Approval	Approval	Line	Line		BB	Total	BB	Total
Capital markets and NBFI Development	P162226	Alwaleed Fareed Alatabani	...	2018-6-14	AA	AA	AA	AA	true	...	0	0	1436
Vietnam Trade Facilitation	P156831	Duc Minh Pham	2015-12-25	2017-12-6	AA	AA	AA	AA	false	...	0	77	1663
Vietnam Public Expenditure Review	P158393	Enrique Aldaz-Carroll	2016-1-27	2017-6-30	EW	EW	EW	EW	false	...	0	34	34
Vietnam Sovereign DRFI	P145097	Oliver Mahul	...	2017-5-31	TA	TA	TA	TA	false	...	0	...	1469
Vietnam \#B001 Bond Markets Development	P150688	Hang Thi Thu Nguyen	2015-5-26	2017-7-19	AA	AA	AA	AA	false	...	0	0	431
Vietnam Global Value Chains	P158037	Richard James Lowden Record	...	2016-6-27	EW	EW	EW	EW	false	...	0	87	87
Role of the State in a Market Economy	P152246	Quang Hong Doan	2015-1-7	2017-2-27	TA	TA	TA	TA	false	...	0	49	359
Vietnam Knowledge Platform	P132622	Sandeep Mahajan	2014-3-12	2016-6-28	PA	PA	PA	PA	false	...	0	380	1321
Visiting Scholar Program	P154325	Sandeep Mahajan	...	2016-5-25	TA	TA	TA	TA	false	...	0	...	0
EMCC AAA	P143405	Sebastian Eckardt	2012-10-26	2016-6-21	PA	PA	PA	PA	false	...	0	492	2074
Training Events for Media: Sidewal	P158990	Sandeep Mahajan	...	2016-6-21	TA	TA	TA	TA	false	...	0	...	0
Vietnam Taking Stock Report	P157762	Viet Tuan Dinh	...	2015-10-18	EW	EW	EW	EW	false	...	0	...	0
Vietnam programmatic economic monitoring	P132498	Viet Tuan Dinh	2013-2-28	2015-10-22	PA	PA	PA	PA	false	...	0	480	480
Macroeconomic monitoring works	P157763	Viet Tuan Dinh	...	2015-10-16	EW	EW	EW	EW	false	...	0	...	0
VN Financial Inclusion \& AZF PAAA	P130197	Sameer Goyal	2012-7-11	2015-6-30	TA	TA	TA	TA	false	...	0	340	340
Vietnam CPFL Diagnostic	P150728	Rosamund Clare Grady	2014-6-30	2015-6-5	TA	TA	TA	TA	false	...	0	0	125
Vietnam Subnational Economic Development	P151085	Quang Hong Doan	...	2015-5-27	TE	TE	TE	TE	false	...	0	...	49
SN DeMPA Ho Chi Minh City	P150423	Lila Razlog	2014-9-26	2015-2-24	EW	EW	EW	EW	false	...	0	3	71
FSAP Vietnam	P131880	Roberto De Rezende Rocha	2014-4-29	2014-8-12	EW	EW	EW	EW	false	...	0	765	765
FCMCG Vietnam ROSC Update	P131224	David Robinett	2013-3-26	2014-6-15	EW	EW	EW	EW	false	...	0	92	92
Vietnam - ICR ROSC Update	P114386	Irit Ronen Mevorach	2014-1-15	2014-3-22	EW	EW	EW	EW	false	...	0	176	176
Develonine Knowledge Partnershin	P126546	Quang Hong Doan	2011-6-29	2014-3-24	TA	TA	TA	TA	false	...	0	268	268

IFC | ADVISORY SERVICES AND ANALYTICS

ACTIVE

Project		Team Leader		IP Approval	Expected End Date	Approval Value (USD 000)	Total	Current FY	
Industrial Resource Efficiency		Vu, Anh Tuong		2014-3-12	2018-12-31	3229	2608	0	
Green Building Promotion in Vietnam		Nguyen, Nhan Thi Thu		2012-9-7	2017-6-30	2321	1888	192	
Vietnam Agri-Finance and Good Agricultural Practices		Rozemuller, Hendericus Bastiaan		2013-10-17	2018-12-31	6560	5558	0	

PIPELINE

Project		ID	Team Leader	IP Approval	Expected End Date	Approval Value (USD 000)	Total	Current FY	
Vietnam Agricultural Commodities Collateralized Financing/Warehouse Receipts		593867	Sebaduka, Hannington Peter K	...	2017-6-30	4123	1064	0	
EAP FINTECH MARKETPLACE INDUSTRY SANDBOX		602263	Mortimer-Schutts, Ivan Daniel	...	2020-6-30	800	385	385	

CLOSED

Project		ID	Team Leader	IP Approval	Expected End Date	Approval Value (USD 000)	Total	Current FY	
Investment Law		537649	Muir, Russell A.	2005-8-11	...	0	0	0	
BEE-Promoting Gender Equality in Private Sector Development in Vietnam		535003	Nguyen, Huong Thien	2005-8-10	2006-12-31	0	0	0	
Vietnam Business Tax Simplification		564330	Pham, Tu Minh	2008-12-9	2012-9-30	1285	1345	0	
Vietnam Simplified Business Tax Implementation		596607	Nguyen, Viet Anh	2012-11-30	2017-6-30	1729	1403	0	
BEE-ENTERPLAW TA		531442	Nguyen, Lan Van	2005-7-25	...	0	0	0	
Vietnam Land Program		543844	Nimac, Ivan Anton	2006-2-19	2009-6-30	670	625	0	
Evaluation of Composite Panel Investment Potential in Vietnam		538143	O'Donnell, Dwight H.	2005-12-13	2008-6-30	75	62	0	
FIA Strategic Planning		538706	Nimac, Ivan Anton	2006-1-30	...	0	0	0	
Vietnam Business Forum		523324	Pham, Lien Anh	2006-1-26	2011-12-31	1031	1003	0	
BEE-Vietnam Land Stage 2		567247	Huynh, Huong Mai	2009-5-14	2011-6-30	452	453	0	
BEE-VN INVESTMENT LAW TA		523418	Nguyen, Lan Van	2005-7-26	...	0	0	0	
Diagnostic Phase Land Study		538725	Muir, Russell A.	2005-8-11	...	0	0	0	
Vietnam Tax Compliance Cost Survey and Assessment		561307	Pham, Tu Minh	2007-11-17	2009-6-30	90	10	0	
BEE - Provincial Simplification		538883	Pham, Tu Minh	2005-11-15	2009-6-30	412	415	0	
Vietnam Licensing		569808	Nguyen, Nhan Thi Thu	2009-8-11	2013-6-30	981	984	0	