

## Market commentary

**Bear dominated Vietnam Stock Markets amid the lack of fresh incentives. Following yesterday's fall, VN-INDEX kicked off with a thud and only reversed in the late morning.**

However, in afternoon, the index slipped and remained in red toward the end of the session. Due to the sliding oil prices, Energy and Utilities sectors continued to be the largest laggards hampering investors' confidence. In particular, GAS led today's decline when wiping out over 1.33pts of the index, followed by GAS. Elsewhere, Real Estate stocks (especially NVL, QCG and FIT) resumed losses and worsened the existing negative sentiment. Specifically, QCG hit its floor price for a third consecutive day, and FIT also bottomed at the floor due to foreigners' aggressive sell-offs. In addition, pillars, such as VCB, SAB, BVH, MBB and HNG, also plunged and pulled the market down significantly. On the other hand, Banking and Food & Beverage stocks (including CTG, BHS, VCF, MSN and SBT) helped the index pare intraday losses. Notably, BHS rocketed to the ceiling price and SBT, after 4-day plunge, unexpected bounced back to record impressive gains. Finally, VN-INDEX ended at 772.08pts (-0.17%) with 103 winners, 156 losers and 78 unchanged. HNX-INDEX also experienced the same sluggish trading and closed at 100.86pts (-0.11%) with 98 advancers, 98 decliners and 183 unchanged.

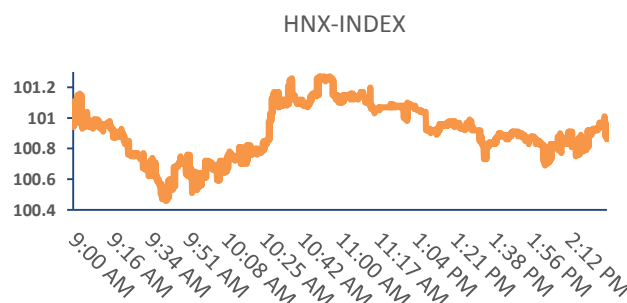
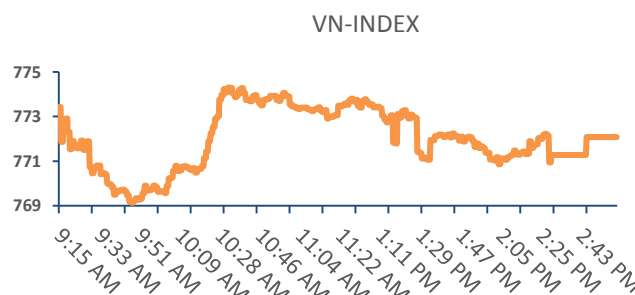
**Utilities (-1.74%), Energy (-1.16%), and Industrials (-0.17%) decreased noticeably** while IT (+0.85%), Materials (+0.5%), and Consumer Discretionary (+0.23%) positively impacted the market. Top index laggards were GAS (-2.70%), PLX (-1.07%), VCB (-0.66%), NVL (-2.02%), and SAB (-0.40%). Top index movers included CTG (+2.43%), HPG (+2.19%), VIC (+0.69%), BHS (+6.92%), and FPT (+1.12%). Top 3 major block deals showed ND2 with 3.6mn shares (VND85.3bn), VIC with 1.8mn shares (VND76.7bn), and NVL with 962,000 shares (62.4bn).

**Foreigners net bought on HOSE with net-buying value of VND104.2bn and net sold on HNX with net-selling value of VND3.4bn.** They mainly bought VNM (VND70.9bn), BHS (VND32.5bn), and SBT (VND31.5bn) while sold VNM (VND73.9bn), FIT (VND20.9bn), and MWG (VND14.6bn).

Snapshot	HOSE	HNX
Close (pts)	772.1	100.9
1 Day change (%)	-0.17	-0.11
Volume (mn shs)	169.9	54.1
Value (US\$m)	142.5	22.2
Gainers	103	98
Losers	156	98
Unchanged	78	183

Commodities & Currencies	Close	%chg
Gold(USD/Oz)	1,288	0.32
WTI Oil (\$/B) 1Mth	48.1	-0.95
Brent Oil (\$/B) 1Mth	51.5	-0.87
USDVND	22,728	-0.02
EURVND	26,774	0.39

Source: Bloomberg



Sectors (VNIndex)	Price 1D chg	Index Wgt	P/E x	P/B x
Consumer Discretionary	0.23%	0.91	19.17	5.13
Consumer Staples	0.12%	7.92	26.88	8.40
Energy	-1.16%	3.87	17.26	3.16
Financials	0.00%	3.91	17.60	1.97
Health Care	-0.07%	0.45	27.26	4.19
Industrials	-0.17%	1.02	29.72	4.39
IT	0.85%	1.23	12.37	2.44
Materials	0.50%	0.97	9.88	1.74
Real Estate	-0.15%	3.59	24.39	3.23
Utilities	-1.74%	4.60	14.74	2.61

Source: Bloomberg

Country	Close	1D chg	P/E	P/B	Market cap
Peering	Points	%	x	x	US\$b
China	3,647.4	-1.85	15.97	1.91	4,082
India	9,693.4	-1.29	22.4	2.86	1,080
Indonesia	5,766.1	-1.03	23.8	2.46	480
Laos	1,028.8	0.96	14.17	0.87	1
Malaysia	1,767.0	-0.61	16.7	1.70	249
Philippines	7,928.4	-0.47	21.6	2.42	188
Taiwan	10,329.6	0.00	15.9	1.74	1,007
Thailand	1,561.0	-0.68	16.2	1.88	467
<b>Vietnam</b>	<b>772.1</b>	<b>-0.17</b>	<b>15.8</b>	<b>2.29</b>	<b>84</b>

Source: Bloomberg

## Market News

**Oil slides toward US\$48 a barrel as oil investors are back to being skeptical over whether OPEC-led production cuts are draining a global glut fast enough.** Futures declined as much as 1.1% in New York. Neither a pledge by the two biggest producers of the OPEC to strengthen their commitment to curbs, or shrinking U.S. crude stockpiles is managing to lift prices. The IEA cut estimates for the amount of crude needed from OPEC this year and next after lowering its historical assessments of consumption in nations including China and India. While U.S. crude inventories dropped to the lowest level since October, gasoline stockpiles last week expanded for the first time since early June, indicating that consumption boosted by the summer driving season may be waning. *(Bloomberg)*

**Vietnam's Jan-Jul State budget deficit is estimated at VND28.5trl.** In particular, state revenue is seen to rise 11.6% YoY to VND666.7trl (55% of full-year goal) while state spending is expected to increase 8.7% YoY to VND695.2trl (50% of year plan), according to Ministry of Finance. In particular, Jan-July state revenue from crude oil may rise 16.2% YoY to VND27.1trl (70.8% full-year goal). *(Bloomberg)*

**Vietnam Treasury will offer VND3trl of bonds, including VND1trl each of 5-year, 10-year and 15-year securities, on Aug 16,** according to Hanoi Stock Exchange (HNX). For further information, Vietnam Treasury has sold VND183.9trl of bonds this year as of July and will sell VND45trl of bonds in 3Q. *(Bloomberg)*

## Corporate News

**FPT Corporation (FPT VN) - business activity:** FPT completed the transfer of 30% of its stake in FPT Retail, equivalent to 6mn shares, to funds managed by or associated with Dragon Capital and VinaCapital. For further information, FPT Retail's 1H2017 EBT rose to VND141bn (+44% YoY) while revenue reached VND6.19tr (+31% YoY). Moreover, FPT Retail had 438 stores throughout the country as of end-July. *(Bloomberg)*

**Vietnam National Petroleum Group (PLX VN) - business activity and key personnel change:** On Aug 10, PLX signed a business agreement with Binh Son Refining and Petrochemical Co. Ltd (BSR) and decided to purchase BSR shares to become the company's strategic shareholder. Besides, PLX announced the retirement of CEO Tran Van Thinh starting from Nov 01. *(Ndh.vn & Cafef.vn)*

**No Va Land Investment Group Corporation (NVL VN) - shareholder's activity:** Mr. Phan Viet Cuong, brother of CEO Phan Thanh Huy, has registered to fully divest his ownership of 20,000 NVL shares (0.003%) via order-matching and put-through methods from Aug 14 to Sep 12. *(Hsx.vn)*

**Bien Hoa Sugar JSC (BHS VN) - shareholder's activity:** Global Mind Vietnam JSC bought 934,170 BHS shares on Aug 08, thus raising its stake from 53,191,868 shares (17.86%) to 54,126,038 shares (18.17%). *(Hsx.vn)*

**Phuoc Hoa Rubber JSC (PHR VN) - 7M2017 business results and 8M2017 business plan:** For July, PHR harvested nearly 1,435 tons of latex output (completing 10.25% of annual target) and sold 3,365 tons of finished output with the average selling price of VND36.2mn/ton, equivalent to total revenue of VND121.9bn. For the accumulated 7M2017, PHR recorded 6,373 tons in total latex output (+7.95 YoY and achieving 45.51% of annual goal) and sold 14,146 tons of finished output with the average selling price of VND43mn/ton (+45.14% YoY), equivalent to revenue of VND607.3bn. For August, PHR sets goals to achieve 1,400 tons in latex output alongside with purchasing additional 1,400 tons. (*Cafef.vn*)

**Ho Chi Minh City Infrastructure Investment JSC (CII VN) - bond private placement:** For increasing the company's working capital, CII will privately issue a maximum of 3mn 2-year unsecured non-convertible bonds with the par value of VND100,000/bond. The bonds will bear a coupon rate of 10.5% p.a with the interests being paid semi-annually. (*Hsx.vn*)

**Transimex Corporation (TMS VN) - investment activity:** TMS' BoD has approved to buy 225,000 shares of Vinafrieght JSC (VNF VN) at market price via order-matching or/and put-through method. If successful, TMS will increase its stake in VNF from the current 51% (2,855,920 shares) to maximum 55%. (*Cafef.vn*)

**Hai Ha Confectionery JSC (HHC VN) - shareholder's activity:** Head of Supervisory Board Nguyen Thi Thuy Hong has registered to fully divest her stake of 53,000 HHC shares (0.32%) via order-matching and put-through methods from Aug 14 to Sep 08, knowing that she had recently failed to sell the exact same amount from Jul 11 to Aug 08. Besides, Information disclosure representative Tran Thu Ha fully divested 35,000 HHC shares (0.21%) from Jul 14 to Aug 07. (*Cafef.vn & Hnx.vn*)

**An Duong Thao Dien JSC (HAR VN) - shareholder's activities:** Chairman Nguyen Gia Bao purchased 5mn HAR shares, thereby raising his stake from 1,727,600 shares (1.79%) to 6,727,600 shares (6.95%). After that, he has continuously registered to buy 5mn shares via order-matching and put-through methods from Aug 15 to Sep 13. If successful, he will raise his stake to 11,727,600 shares (12.12%). (*Cafef.vn*)

**Thu Duc Housing Development Corporation (TDH VN) - shareholder's activity:** Kwe Beteiligungen AG bought 110,000 TDH shares on Aug 07, thereby increasing its stake from 8,090,000 shares (9.91%) to 8.2mn shares (10.04%). (*Cafef.vn*)

**Ho Chi Minh City Securities Corporation (HCM VN) - treasury shares buyback:** HCM has registered to buy 80,000 ESOP shares from its ex-employees as treasury shares from Aug 22 to Sep 20. Such shares will be bought back at the price of VND12,400/share. (*Hsx.vn*)

**Pacific Infrastructure Project Development and Investment Corporation (PPI VN) - shareholder's activity:** Chairman cum CEO Pham Duc Tan has registered to sell 500,000 PPI shares via order-matching or put-through method from Aug 15 to Sep 13. If successful, he will reduce his stake from 3,059,398 shares (6.34%) to 2,559,398 shares (5.3%). (*Cafef.vn*)

**Thanh Thanh Cong Tourist JSC (VNG VN) - key personnel changes:** VNG's BoD has approved the appointment of Mr. Le Thanh Huynh Cang as the new Permanent Vice CEO starting Aug 10 with the term of 1 year. (*Hsx.vn*)

**Ben Thanh Trading & Service JSC (BTT VN) - dividend payment and bonus share issuance:** Aug 14 and Aug 15 will be the ex-date and record date, correspondingly, for paying the second 2016 cash dividend of VND1,000/share and the first 2017 cash dividend of VND800/share and issuing bonus shares for existing shareholders at the ratio of 200:43. The 2016 dividend payment will be made on Oct 06 while the first 2017 dividend payment is expected on Dec 15. (*Vsd.vn*)

**Petro VietNam Construction JSC (PVX VN) - consolidated 1H2017 business results:** In 2Q, PVX recorded VND1.125tr in net revenue (-56.9% YoY) and VND56.5bn in gross profit (-59% YoY). While financial revenue decreased to VND11.6bn (-27.9% YoY), the company incurred a loss of VND4.2bn from JV and affiliates (vs. the loss of VND7.7bn in 2Q2016). Financial expenses sank to VND33.1bn (-34.2% YoY) whereas admin expenses rocketed to VND29.1bn (vs. the negative figure of VND52.6bn in 2Q2016). On the other hand, other income increased significantly to VND12.9bn (vs. VND608mn in 2Q2016's). At the end, EAT plummeted to VND5.9bn (-95.7% YoY). For 1H, PVX reported net revenue of VND1.747tr (-64.2% YoY) and EAT of VND9.9bn (-93.3% YoY). (*Pvc.vn*)

**Hoang Quan Consulting-Trading-Service Real Estate Corporation (HQC VN) - business activity:** On Aug 07, HQC received the Decision from Tra Vinh People's Committee on the approval of the detailed construction scale adjustment of 1/500 of social housing area in the resettlement area, population and commercial services of Ward 4, Tra Vinh City, Tra Vinh Province. For more information, HQC Tra Vinh project with the total investment of VND690bn is built on an area of 17.7ha, having total of 1,223 two-to-five story townhouses. In addition, the project consists of 929 high-rise houses of maximum 3 stories and 304 high-rise commercial houses of maximum 5 stories. (*Hsx.vn*)

**CMC Corporation (CMG VN) - treasury share:** CMG has registered to sell its entire 1,099,259 treasury shares from Aug 15 to Dec 31 via put-through method. (*Hsx.vn*)

**Dat Phuong JSC (DPG VN - UPCOM) - dividend payment and share issuance:** Today will be the ex-date for receiving 2016 stock dividend at the ratio of 10:3 and executing the share purchase right at the ratio of 2:1 with the price of VND25,000/share. The company expects to offer around 3.3mn shares and issue 1.97mn shares for the stock dividend. For more information, the purchase rights can be transferred between Aug 18 and Sep 08 while the subscription period will be from Aug 18 to Sep 15. (*Hnx.vn*)

**Petroleum Technical Services Corporation (PVS VN) - shareholders' activities:** On Jul 31, Amersham Industries Limited and Vietnam Enterprise Investments Limited sold 380,000 and 500,000 PVS shares, respectively. After the transaction, the stake of a group of foreign investors and affiliates under Dragon Capital's management was reduced from 31,498,350 shares (7,04%) to 30,618,350 shares (6,85%). (*Vietstock.vn*)

**Rang Dong Plastic JSC (RDP VN) - consolidated 1H2017 business results:** For 1H, RDP generated VND604bn in net revenue (+35.6% YoY) and VND61.7bn in gross profit (-25.8% YoY) due to a jump to VND542.2bn in COGS (+8.4% YoY). Financial revenue surged to VND1.2bn (vs. VND400.8mn in 1H2016's) while financial expenses increased to VND15.8bn (+18.1% YoY). Selling and admin expenses were reported at VND12.3bn (-4.8% YoY) and VND18.3bn (+9.4% YoY), correspondingly. Consequently, the company posted VND22bn in EAT (-32% YoY). (*Cafef.vn and Vietstock.vn*)

**Vietnam Electricity Construction JSC (VNE VN) - business activity:** Aug 25 will be the record date for seeking shareholders' approval in Sep 2017 regarding the financing of Thuan Nhien Phong wind power project in Binh Thuan Province. (*Cafef.vn*)

**Sacombank Securities JSC (SBS VN - UPCOM) - business activity and 2017 AGM:** Hanoi Stock Exchange (HNX) announced to have remove SBS from the trading restriction list starting from Aug 11 following SBS's explanation and information disclosure in order to overcome the causes of the restricted status. (*Ndh.vn and Cafef.vn*)

## MARKET MOVEMENTS

HOSE					
Top gainers					VND
Ticker	Last Price	Chg	%chg	Vol.	Index impact
BHS	20,850	1,350	6.9	5.17MLN	0.165
PAN	36,600	2,250	6.6	2,480	0.094
PGD	47,650	2,650	5.9	10	0.098
TDW	23,500	1,300	5.9	1,840	0.005
DRH	27,000	1,400	5.5	362,280	0.028

Top losers					
Ticker	Last Price	Chg	%chg	Vol.	Index impact
DTL	17,300	-1,300	-7.0	10	-0.033
MCG	3,860	-290	-7.0	420,930	-0.007
TSC	6,950	-520	-7.0	7.89MLN	-0.031
HID	5,240	-390	-6.9	1.66MLN	-0.005
HAI	18,150	-1,350	-6.9	24,250	-0.065

Top index movers					
Ticker	Last Price	Chg	%chg	Vol.	Index impact
CTG	19,000	450	2.4	2.76MLN	0.687
HPG	32,700	700	2.2	2.92MLN	0.363
VIC	43,500	300	0.7	125,330	0.325
BHS	20,850	1,350	6.9	5.17MLN	0.165
FPT	49,450	550	1.1	548,460	0.120

Top index laggards					
Ticker	Last Price	Chg	%chg	Vol.	Index impact
GAS	61,300	-1,700	-2.7	498,850	-1.335
PLX	64,500	-700	-1.1	186,140	-0.372
VCB	37,450	-250	-0.7	580,140	-0.369
NVL	63,000	-1,300	-2.0	1.64MLN	-0.314
SAB	248,000	-1,000	-0.4	25,140	-0.263

Top active volume					
Ticker	Last Price	Chg	%chg	Vol.	Index impact
SBT	30,200	900	3.1	12.03MLN	0.093
FIT	9,960	-740	-6.9	8.00MLN	-0.077
TSC	6,950	-520	-7.0	7.89MLN	-0.031
OGC	2,620	20	0.8	6.66MLN	0.002
HQC	3,250	-30	-0.9	5.67MLN	-0.006

HNX					
Top gainers					VND
Ticker	Last Price	Chg	%chg	Vol.	Index impact
BKC	6,600	600	10.0	700	0.000
PJC	39,600	3,600	10.0	250	0.000
GLT	54,400	4,900	9.9	100	0.000
C92	7,800	700	9.9	200	0.000
NHC	35,600	3,100	9.5	600	0.000

Top losers					
Ticker	Last Price	Chg	%chg	Vol.	Index impact
KSQ	2,700	-300	-10.0	32,300	0.000
TAG	38,200	-4,200	-9.9	12,500	0.000
HLC	16,400	-1,800	-9.9	100	0.000
SJC	7,400	-800	-9.8	5,110	0.000
SJ1	17,000	-1,800	-9.6	100	0.000

Top index movers					
Ticker	Last Price	Chg	%chg	Vol.	Index impact
VND	24,900	900	3.8	571,853	0.085
OCH	9,600	800	9.1	3,200	0.062
VCS	185,300	1,900	1.0	70,861	0.042
SHS	15,900	300	1.9	737,360	0.028
PIV	36,000	1,400	4.1	944,800	0.026

Top index laggards					
Ticker	Last Price	Chg	%chg	Vol.	Index impact
SHB	7,800	-100	-1.3	4.66MLN	-0.096
PVS	16,700	-200	-1.2	1.79MLN	-0.050
HUT	11,800	-200	-1.7	463,233	-0.036
KLF	3,400	-200	-5.6	7.41MLN	-0.035
NVB	7,800	-100	-1.3	257,500	-0.032

Top active volume					
Ticker	Last Price	Chg	%chg	Vol.	Index impact
KLF	3,400	-200	-5.6	7.41MLN	0.000
SHB	7,800	-100	-1.3	4.66MLN	0.000
S99	7,300	0	0.0	3.28MLN	0.000
PVX	2,600	0	0.0	3.18MLN	0.000
PVS	16,700	-200	-1.2	1.79MLN	0.000

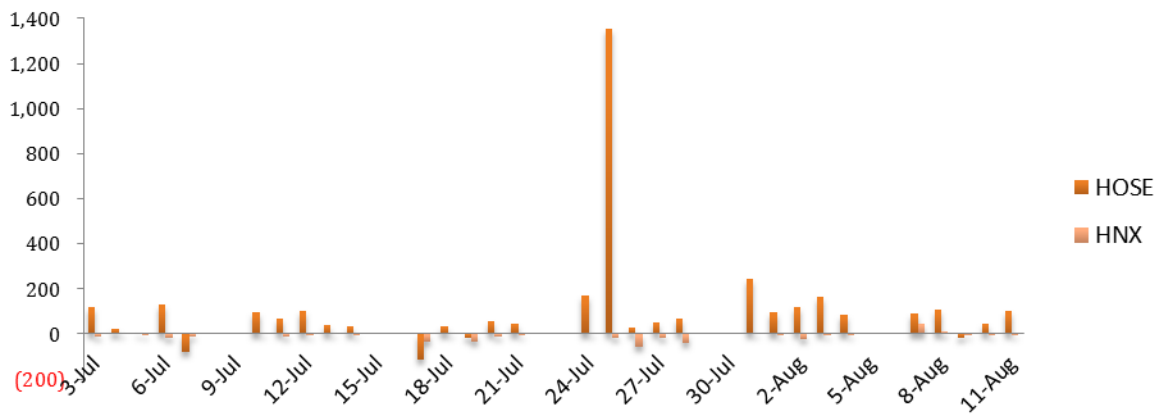
Source: Bloomberg

## FOREIGN ACTIVITIES

Volume (Mn'shs)	HOSE	d/d	HNX	d/d	Value (VND'bn)	HOSE	d/d	HNX	d/d
<b>F.BUY</b>	8.2	56.7%	0.4	-30.6%	<b>BUY</b>	287	48.5%	8	16.9%
% of market	4.9%		0.7%		% of market	9.0%		1.6%	
<b>F.SELL</b>	5.4	10.6%	0.8	-34.2%	<b>SELL</b>	182	23.3%	12	-24.9%
% of market	3.2%		1.4%		% of market	5.7%		2.3%	
<b>NET BUY (SELL)</b>	<b>2.8</b>		<b>(0.4)</b>		<b>NET BUY (SELL)</b>	<b>104</b>		<b>(3)</b>	

Source: HSX, HNX

Foreign net buy/sell (30 days) in VND'bn



## 2017 ACCUMULATION

Volume (Mn'shs)	HOSE	% of 2016	HNX	% of 2016	Value (VND'bn)	HOSE	% of 2016	HNX	% of 2016
<b>BUY</b>	1,723.8	70.0%	184.8	46.8%	<b>BUY</b>	71,224	78.0%	2,632	42.3%
% of market	6.0%		2.2%		% of market	12.6%		3.0%	
<b>SELL</b>	1,700.3	63.7%	204.8	62.4%	<b>SELL</b>	59,407	60.0%	2,667	52.4%
% of market	5.9%		2.4%		% of market	10.5%		3.1%	
<b>NET BUY (SELL)</b>	<b>23.5</b>		<b>(20.1)</b>		<b>NET BUY (SELL)</b>	<b>11,817</b>		<b>(35)</b>	

Source: HSX, HNX

## FOREIGN ACTIVITIES

HOSE					
Top buy by foreigners (value)					VND'bn
Ticker	Last Price	Chg	%chg	Value	Index impact
VNM	151,500	0	0.00	70.9	0.000
BHS	20,850	1,350	6.92	32.5	0.165
SBT	30,200	900	3.07	31.5	0.093
HPG	32,700	700	2.19	19.6	0.363
CTG	19,000	450	2.43	15.1	0.687

Top sell by foreigners (value)					VND'bn
Ticker	Last Price	Chg	%chg	Value	Index impact
VNM	151,500	0	0.00	73.9	0.000
FIT	9,960	-740	-6.92	20.9	-0.077
MWG	105,800	600	0.57	14.6	0.076
SSI	25,050	-150	-0.60	9.8	-0.030
NVL	63,000	-1,300	-2.02	8.6	-0.314

Top net buy by foreigners (value)					VND'bn
Ticker	Last Price	Chg	%chg	Value	Index impact
BHS	20,850	1,350	6.92	32.5	0.165
SBT	30,200	900	3.07	31.5	0.093
BID	20,300	0	0.00	12.7	0.000
HPG	32,700	700	2.19	11.2	0.363
CTG	19,000	450	2.43	9.6	0.687

Top net sell by foreigners (value)					VND'bn
Ticker	Last Price	Chg	%chg	Value	Index impact
FIT	9,960	-740	-6.92	-20.8	-0.077
SSI	25,050	-150	-0.60	-9.6	-0.030
NVL	63,000	-1,300	-2.02	-3.4	-0.314
VNM	151,500	0	0.00	-3.0	0.000
ROS	91,000	500	0.55	-2.4	0.097

HNX					
Top buy by foreigners (value)					VND'bn
Ticker	Last Price	Chg	%chg	Value	Index impact
DNP	27,000	0	0.00	4.8	0.000
VGC	18,900	0	0.00	0.9	0.000
VND	24,900	900	3.75	0.3	0.000
BVS	21,200	0	0.00	0.2	0.000
PVS	16,700	-200	-1.18	0.2	0.000

Top sell by foreigners (value)					VND'bn
Ticker	Last Price	Chg	%chg	Value	Index impact
PVS	16,700	-200	-1.18	8.0	0.000
VGC	18,900	0	0.00	0.9	0.000
LHC	66,000	1,000	1.54	0.3	0.000
HUT	11,800	-200	-1.67	0.3	0.000
CVT	43,100	-500	-1.15	0.3	0.000

Top net buy by foreigners (value)					VND'bn
Ticker	Last Price	Chg	%chg	Value	Index impact
DNP	27,000	0	0.00	4.7	0.000
VND	24,900	900	3.75	0.3	0.000
DBC	27,700	-200	-0.72	0.2	0.000
BVS	21,200	0	0.00	0.2	0.000
IDV	53,100	0	0.00	0.1	0.000

Top net sell by foreigners (value)					VND'bn
Ticker	Last Price	Chg	%chg	Value	Index impact
PVS	16,700	-200	-1.18	-7.8	0.000
HUT	11,800	-200	-1.67	-0.3	0.000
CVT	43,100	-500	-1.15	-0.3	0.000
TEG	6,900	0	0.00	-0.3	0.000
VIX	7,900	100	1.28	-0.2	0.000

Source: Bloomberg, HOSE, HNX



# DAILY MARKET RECAP

11 Aug 2017

## TOP 70 MARKET CAPS SNAPSHOT ON HOSE

No.	Ticker	Price VND	Price change (%)			Mkt. Cap US\$mIn	Outs. Vol. MIn'shs	Float ratio %	Avail. FII %	Ave. daily vol. (30 days-shs)	EPS			P/E x	P/B x	ROE %	ROA %
			1M	3M	6M						T12M	Diluted	1Y Gr.				
1	VNM VM	151,500	-1.0	4.8	13.2	9,674	1,451	57.8	44.7	620,649	6,333	5,831	19.9	23.9	9.0	38.9	33.1
2	SAB VM	248,000	17.8	26.6	16.3	6,997	641	10.4	39.1	51,021	6,947	6,442	37.3	35.7	12.7	35.2	22.9
3	VCB VM	37,450	-2.2	1.8	-4.7	5,928	3,598	22.9	9.1	1,078,373	1,788	1,566	6.0	20.9	2.6	12.8	1.0
4	GAS VM	61,300	2.0	11.3	3.9	5,161	1,913	4.2	45.7	659,526	4,128	3,548	-18.8	14.8	3.0	20.3	13.4
5	VIC VM	43,500	3.3	7.4	2.4	5,048	2,638	52.3	19.1	449,282	1,713	1,178	111.2	25.4	4.1	10.5	1.6
6	PLX VM	64,500	-6.3	32.7	N/A	3,289	1,159	100.0	11.5	832,800	3,617	4,254	43.0	17.8	3.5	26.3	8.5
7	CTG VM	19,000	-3.1	5.0	2.4	3,113	3,723	15.8	0.1	2,241,855	1,970	1,457	20.6	9.6	1.2	12.0	0.8
8	BID VM	20,300	3.0	19.4	18.7	3,053	3,419	4.7	28.2	3,769,303	1,810	1,354	-5.1	11.2	1.6	14.6	0.7
9	HPG VM	32,700	-0.6	15.8	18.1	2,183	1,517	58.9	7.9	3,762,235	5,281	4,470	82.3	6.2	2.1	40.9	24.1
10	MSN VM	42,700	2.5	0.0	1.7	2,138	1,138	32.2	19.4	548,472	2,099	2,481	86.5	20.3	3.1	18.1	4.1
11	ROS VM	91,000	8.3	-37.6	-26.6	1,894	473	27.0	47.1	2,476,546	1,033	1,033	N/A	88.1	8.8	11.7	7.4
12	VJC VM	124,100	-1.0	-4.8	N/A	1,760	322	60.9	5.8	347,217	8,726	8,726	-24.9	14.2	8.2	68.7	14.3
13	NVL VM	63,000	-6.5	-8.8	7.1	1,726	623	29.5	39.0	1,377,683	3,396	3,059	N/A	18.6	4.1	23.1	5.3
14	MBB VM	22,400	5.7	32.5	58.3	1,688	1,713	49.8	0.0	2,923,695	1,983	1,715	-6.3	11.3	1.5	12.7	1.3
15	BVH VM	56,000	-4.4	-2.3	-11.7	1,677	680	29.1	24.5	374,956	2,103	1,651	10.9	26.6	3.7	9.7	1.6
16	MWG VM	105,800	4.2	22.3	25.7	1,432	308	70.9	0.0	368,471	5,949	4,974	40.3	17.8	7.4	47.1	15.6
17	FPT VM	49,450	3.9	18.2	27.9	1,155	531	70.5	0.0	1,126,714	3,887	3,413	2.9	12.7	2.6	21.8	7.8
18	STB VM	11,950	-5.2	-3.2	17.2	948	1,804	94.6	15.2	3,102,971	269	49	-89.0	44.4	0.9	1.8	0.1
19	BHN VM	80,000	5.3	-3.6	-31.8	816	232	100.0	31.5	25,267	3,236	3,236	-9.6	24.7	3.3	13.8	8.0
20	CTD VM	208,300	-2.4	3.4	4.9	706	77	89.1	2.9	79,588	20,254	20,894	88.6	10.3	2.5	28.1	15.5
21	EIB VM	12,450	-2.0	11.2	18.6	673	1,229	75.6	0.5	601,769	468	251	661	27	1	3.1	0
22	DHG VM	109,000	-3.5	18.7	42.7	627	131	32	0.1	278,417	5,020	4,662	22	22	4.7	22	20
23	SSI VM	25,050	-6.5	5.7	20.4	540	490	57.0	48.1	4,025,804	2,238	1,698	2	11	1.5	14	7
24	GMD VM	39,900	-4.8	14.2	39.3	506	288	59.5	0.0	577,540	2,087	2,009	-4.2	19.1	1.4	7.6	4.3
25	PNJ VM	105,000	9.8	16.5	41.7	499	108	64.5	0.0	323,285	6,190	4,383	671.7	17.0	5.9	34.5	17.4
26	REE VM	35,900	-0.3	15.8	31.0	490	310	48.3	0.0	1,492,120	4,896	3,526	28	7	1.6	20	13
27	HSG VM	27,800	-12.4	-0.7	-3.1	428	350	50.1	21.8	3,927,987	4,575	4,200	120.2	6.1	2.1	45.0	15.4
28	DPM VM	22,950	-2.5	-4.8	-10.5	395	391	35.2	28.3	1,054,143	1,925	2,452	-25.6	11.9	1.1	9.7	9.4
29	KDC VM	42,900	-7.5	5.9	10.3	388	206	49.8	38.5	577,493	6,728	5,714	-74.7	6.4	1.5	20.8	15.6
30	CII VM	35,600	-3.8	-10.4	15.8	386	246	55.7	8.6	967,366	8,644	3,191	9.7	4.1	1.9	46.6	12.3
31	HAG VM	8,800	-4.3	3.3	45.2	359	927	61.3	31.0	4,023,585	620	-1,439	N/A	14.2	0.5	-8.3	-2.3
32	NT2 VM	27,750	-3.0	-12.0	-11.2	351	288	27.9	28.3	320,541	2,816	3,701	-5.0	9.9	1.5	20.3	8.6
33	SBT VM	30,200	-14.2	17.5	26.9	336	253	53.5	43.1	2,366,388	1,209	1,176	2.4	25.0	2.5	9.8	4.5
34	DCM VM	13,750	-4.2	-6.8	31.6	320	529	24.3	47.5	3,446,938	1,508	1,011	N/A	9.1	1.2	11.8	5.9
35	HNG VM	9,450	-6.4	-13.3	11.2	319	767	35.1	48.2	1,789,407	759	-1,298	N/A	12.4	0.7	-9.8	-3.3

# DAILY MARKET RECAP

11 Aug 2017

(Continued)

No.	Ticker	Price VND	Price change (%)			Mkt. Cap US\$mIn	Outs. Vol. Mln'shs	Float ratio %	Avail. FII %	Ave. daily vol. (30 days-shs)	EPS			P/E x	P/B x	ROE %	ROA %
			1M	3M	6M						T12M	Diluted	1Y Gr.				
36	VCI VM	60,100	1.9	N/A	N/A	317	120	92.7	20.5	N/A	3,854	3,854	-18.8	15.6	5.2	31.9	12.1
37	HBC VM	53,300	-6.0	30.4	83.1	302	129	71.5	25.1	1,559,781	6,866	3,960	539.6	7.8	3.9	47.6	6.4
38	KBC VM	14,600	-9.6	-8.8	1.7	302	470	73.8	15.5	2,434,850	1,232	1,186	-11.6	11.8	0.9	8.4	4.5
39	KDH VM	28,250	0.2	3.9	43.4	291	234	49.1	2.4	105,673	1,726	1,587	55.3	16.4	1.9	11.3	4.9
40	PPC VM	20,600	0.0	5.6	21.9	288	318	15.0	33.6	467,153	2,665	1,724	-2.2	7.7	1.2	15.3	8.5
41	HT1 VM	17,100	-23.3	-20.1	-16.2	287	382	20.0	42.5	739,214	1,734	2,121	-0.2	9.9	1.2	16.0	6.7
42	BMP VM	78,800	-17.9	-22.0	-26.7	284	82	61.8	3.5	232,234	6,230	7,664	20.9	12.6	2.7	23.1	20.7
43	BHS VM	20,850	-12.6	5.3	100.6	273	298	80.4	41.4	3,118,924	1,462	1,636	5.8	14.3	1.2	10.7	4.7
44	TCH VM	16,450	-9.9	-19.0	1.5	263	363	52.5	48.7	1,186,891	1,379	1,379	N/A	11.9	1.3	16.6	15.1
45	PDR VM	26,800	1.5	11.0	112.1	262	222	38.3	48.3	882,608	1,357	1,033	28.1	19.7	2.4	10.5	3.0
46	PVD VM	15,100	11.9	-5.6	-29.1	254	383	48.1	29.0	2,717,578	-513	224	-94.1	N/A	0.4	-1.0	-0.5
47	VCF VM	208,000	4.0	15.6	16.2	243	27	30.7	19.3	242	13,794	14,450	30.0	15.1	2.5	18.3	12.9
48	HCM VM	41,400	-7.4	11.6	41.1	236	130	38.0	46.9	502,491	3,032	2,395	49.9	13.7	2.1	13.8	9.8
49	DXG VM	18,200	12.3	-12.9	41.8	229	286	76.6	21.5	4,477,717	2,087	2,555	29.6	8.7	1.5	26.5	13.4
50	TLG VM	104,200	2.2	29.1	34.1	228	50	25.6	72.0	2,870	4,704	4,242	24.9	22.2	5.4	23.8	18.8
51	TRA VM	119,100	-3.2	14.8	21.1	217	41	57.8	1.4	27,721	5,275	5,081	29.0	23	5.4	23	15
52	QCG VM	17,850	-21.7	34.2	320.0	216	275	31.9	48.7	512,378	810.6	163	87.6	22.0	1.3	1.2	0.5
53	NLG VM	31,000	10.1	16.1	49.5	214	157	56.2	5.3	1,004,166	3,347	1,954	70.0	9.3	1.9	13.5	5.8
54	VHC VM	49,800	-12.6	-2.9	-6.2	202	92	25.1	61.1	41,533	5,366	5,922	80.9	9	1.9	24	12
55	FLC VM	7,150	0.7	-1.4	27.9	201	638	86.2	38.4	11,202,020	969	1,795	-8.0	7	0.5	15	7
56	LGC VM	23,000	0.4	-3.8	-10.9	195	193	N/A	4.0	490	1,584	1,698	-49.5	14.5	1.9	13.2	3.8
57	PAN VM	36,600	3.9	0.2	-0.7	190	118	59.8	47.0	14,770	1,428	2,164	-1.9	25.6	1.8	7.6	4.8
58	PGD VM	47,650	-10.1	4.3	21.1	189	90	49.5	20.8	19,949	1,077	2,313	-37.5	44	3.0	12	6
59	BIC VM	36,250	-6.7	-4.6	-11.6	187	117	99.7	1.5	20,704	1,090	1,083	-27.2	33	2.1	6	3
60	DMC VM	120,000	-11.8	26.3	63.9	183	35	46.3	37.2	10,660	5,597	4,856	44.3	21	4.6	23	18
61	GTN VM	16,250	-0.6	-1.2	-7.7	179	250	18.2	50.6	788,939	141.3	104	-86	115.0	1.5	1.4	1.0
62	BWE VM	27,000	N/A	N/A	N/A	178	150	100.0	49.0	N/A	1,605.6	1,606	N/A	16.8	1.4	8.7	3.0
63	ITA VM	4,160	-9.0	24.2	5.6	172	938	69.3	38.2	6,994,088	36	43	-74.1	115.4	0.4	0.5	0.3
64	PVT VM	13,750	-8.3	7.0	6.6	170	281	48.9	19.7	385,474	1,257	1,321	13	10.9	1.1	11.1	4.6
65	VSH VM	18,500	7.6	15.6	19.4	168	206	69.3	33.6	87,113	1,510	1,219	2.4	12.2	1.3	11.0	5.6
66	DIG VM	15,700	1.9	35.9	106.9	165	238	87.1	22.0	950,149	276	228	459.2	56.8	1.4	1.2	0.6
67	PC1 VM	36,200	3.4	18.8	33.7	156	98	67.0	18.5	73,532	3,486	3,486	-50.6	10.4	1.8	18.7	7.8
68	PTB VM	129,100	14.9	23.0	17.4	147	26	59.5	34.5	137,159	10,309	8,863	58.8	12.5	4.4	35.6	16.7
69	CHP VM	25,800	-9.2	5.3	13.4	143	126	20.0	45.9	113,280	3,504	1,950	-21.5	7.4	1.8	23.9	12.3
70	PHR VM	39,500	14.2	41.1	26.6	136	78	30.7	41.9	526,443	3,039	2,804	14.7	13.0	1.3	8.6	6.8

Source: Bloomberg

Bloomberg: VNDS

## DISCLAIMER

This report has been prepared by VNDIRECT or one of its affiliates for distribution in Vietnam and overseas. The information herein is believed by VNDIRECT to be reliable and is based on public sources believed to be reliable. With exception of information about VNDIRECT, VNDIRECT makes no representation about the accuracy of such information.

Options, estimates and projection expressed in this report represent the current views of the author at the date of publication only. They do not necessarily reflect the opinions of VNDIRECT and are subject to change without notice. VNDIRECT has no obligation to update, amend or in any way modify this report or otherwise notify a reader thereof in the event that any of the subject matter or opinion, projection or estimate contained within it changes or becomes inaccurate.

The information herein was obtained from various sources and we do not guarantee its accuracy or completeness. Prices and availability of financial instruments are also subject to change without notice.

This published research may be considered by VNDIRECT when buying or selling proprietary positions or positions held by funds under its management. VNDIRECT may trade for its own account as a result of short-term trading suggestions from analysts and may also engage in securities transactions in a manner inconsistent with this report and opinions expressed therein.

Neither the information nor any opinion expressed in this report constitutes an offer, nor an invitation to make an offer, to buy or sell any securities or any option, futures or other derivative instruments in any jurisdiction. Nor should it be construed as an advertisement for any financial instruments.

Officers of VNDIRECT may have a financial interest in securities mentioned in this report or in related instruments. This research report is prepared for general circulation for general information only. It does not have regard to the specific investment objectives, financial situation or particular needs of any person who may receive or read this report.

Investors should note that the prices of securities fluctuate and may rise and fall. Past performance, if any, is no guide to the future. The financial instruments discussed in this report may not be suitable for all investors. Investors must make their own financial decisions based on their independent financial advisors as they believe necessary and based on their particular financial situation and investment objectives.

This report may not be copied, reproduced, published or redistributed by any person for any purpose without the express permission of VNDIRECT in writing. Please cite sources when quoting.

## ADDRESS

### Headquarter

1 Nguyen Thuong Hien Str  
Hai Ba Trung Dist, Hanoi  
T: +84 4 3972 4568  
F: +84 4 3972 4600

### HCMC Office

The 90th Pasteur Building  
90 Pasteur Str, Dist 1, HCMC  
T: +84 28 7300 0688  
F: +84 28 3914 6924

### Da Nang Office

Room 7-8-9, 3rd floor, Buu Dien Building  
155 Nguyen Van Linh Str, Da Nang City  
T: +84 511 382 1111

### Vinh - Nghe An Office

1 Lenin Str  
Vinh City, Nghe An Province  
T: +84 388 688 466  
F: +84 388 688 466

### Can Tho Office

3rd floor STS Building, 11B Hoa Binh  
Ninh Kieu, Can Tho  
T: +84 710 3766 959  
F: +84 710 3826 331

### Quang Ninh Office

1st & 2nd floor, 29-31, 25/4 Str  
Ha Long City, Quang Ninh Province  
T: +84 33 3820 818  
F: +84 33 3820 333

## CONTACTS

### Hang Tran (Ms.)

#### Director

T: +84 28 7300 0688 (Ext: 21168)  
E: hang.tranxuan@vndirect.com.vn

### Trung Nguyen (Mr.)

#### Associate Director – Business Development

T: +84 28 7300 0688 (Ext: 21068)  
E: trung.nt@vndirect.com.vn

### Giang Nguyen (Ms.)

#### Associate Director - Trading

T: +84 28 7300 0688 (Ext: 21099)  
E: giang.nt@vndirect.com.vn

### Linh Nguyen (Ms.)

#### Institutional trader

T: +84 28 7300 0688 (Ext: 21089)  
E: linh.nn@vndirect.com.vn

### Anh Pham (Ms.)

#### Institutional trader

T: +84 28 7300 0688 (Ext: 21222)  
E: anh.phamnguyen@vndirect.com.vn