

Vietnam

HOLD (no change)

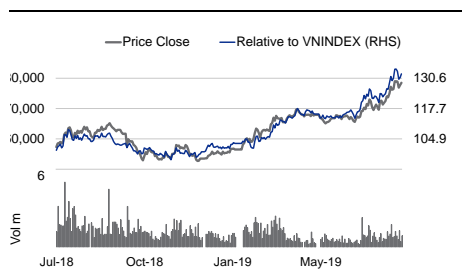
Consensus ratings*: Buy 3 Hold 9 Sell 0

Current price:	VND78,500
Target price:	VND83,200
Previous target:	VND73,800
Up/downside:	6.0%
CGS-CIMB / Consensus:	18.1%
Reuters:	VCB.HM
Bloomberg:	VCB VN
Market cap:	US\$12,543m
	VND291,146,880m
Average daily turnover:	US\$2.20m
	VND51,213m
Current shares o/s:	3,709m
Free float:	1.8%

*Source: Bloomberg

Key changes in this note

- FY19F EPS increased by 9.6%.
- FY20F EPS increased by 12.6%.
- FY21F EPS increased by 15.9%.



Source: Bloomberg

Price performance	1M	3M	12M
Absolute (%)	11.3	15.6	38.4
Relative (%)	7.7	14.2	31.6

Major shareholders	% held
State Bank of Vietnam	74.8
Mizuho Corporate Bank	15.0
GIC Private Limited	2.6

Analyst(s)



Thuy LE Minh

T (84) 96 784 4629

E thuy.leminh@vndirect.com.vn

Vietcombank

Solid growth with limited downside risks

- VCB's 1H19 net profit surged 41.0% yoy on higher NIM and modest rise in expenses. 1H19 net profit was above at 55.9% of our full-year forecast.
- VCB's 2Q19 net profit rose 49.0% yoy but fell 7.4% qoq as loan growth slowed and the bank increased provisioning in 2Q19.
- We maintain our Hold rating but increase our TP by 12.7% to VND83,200.

Reallocating towards higher-yielding assets improved NIM

VCB's 6M19 net interest income (NII) grew 31.4% yoy on 49bp hike in net interest margin (NIM). VCB has greatly improved its NIM by active expansion into retail lending. In addition, VCB reallocated its assets towards customer loans and credit institution bonds, thus reducing its holdings of lower-yielding government bonds. As at end-2Q19, credit grew 13.2% yoy and 9.9% from end-FY18 vs. 15% credit growth quota for FY19F. Hence, there is still room for credit expansion in 2H19.

Non-interest income (non-II) reduced slightly by 3.1% yoy

Net fee income increased by 23.8% yoy, making up for 13.6% yoy fall in other non-II. Other non-II fell due to: 1) 82.6% yoy decline in income from trading securities from a high base as VCB took profit on its government bonds portfolio in 6M18 when government bond yields decreased; 2) 63.0% yoy decline in income from long-term equity investment as VCB booked one-off income from divestment of other banks in 6M18; 3) 18.8% decline in other income from lower income from bad debt recovery.

Well-managed expenses boosted the bottomline

Operating expenses rose modestly by 6.6% yoy, trailing 20.3% yoy growth of total operating income (TOI). Besides, prudent asset management helped contain non-performing loan (NPL) ratio at 1.0% as at end-2Q19, lower than 1.2% at end-2Q18 and unchanged vs. 1Q19. As a result, provision expense only inched up by 2.5% yoy while loan-loss-reserves increased to 177.5% at end-2Q19, from 140.6% at end-2Q18. 6M19 net profit reached VND9,068bn (+41.0% yoy), forming 55.9% of our FY19F forecast.

We raise our TP to VND83,200; maintain Hold

Maintain Hold. We raise our FY19-21F EPS forecasts by 9.6-15.9% on higher NIM and lower credit cost assumptions. Our target price increases from VND73,800 to VND83,200, based on an equal weighting of residual income valuation (COE: 14.5%; LTG: 4.0%) and 3.1x FY20F P/BV.

Upside risks and downside risks

A medium-term upside risk is a potential exclusive bancassurance deal that brings VCB a sizeable one-time agency fee and a new income stream from insurance commissions. Downside risks are higher than expected bad debt which will increase credit costs.

Financial Summary

	Dec-17A	Dec-18A	Dec-19F	Dec-20F	Dec-21F
Net Interest Income (VNDb)	21,938	28,409	34,698	41,927	49,009
Total Non-Interest Income (VNDb)	7,469	10,870	11,796	13,268	15,182
Operating Revenue (VNDb)	29,406	39,278	46,494	55,194	64,192
Total Provision Charges (VNDb)	(6,198)	(7,398)	(7,064)	(8,046)	(8,983)
Net Profit (VNDb)	9,091	14,606	17,769	21,367	25,406
Core EPS (VND)	2,103	3,378	3,986	4,793	5,699
Core EPS Growth	34.3%	60.6%	18.0%	20.2%	18.9%
FD Core P/E (x)	37.32	23.24	19.69	16.38	13.77
DPS (VND)	799.9	800.0	800.0	800.0	800.0
Dividend Yield	1.02%	1.02%	1.02%	1.02%	1.02%
BVPS (VND)	14,584	17,264	22,290	27,119	33,011
P/BV (x)	5.38	4.55	3.52	2.89	2.38
ROE	15.1%	21.2%	20.4%	19.4%	19.0%
% Change In Core EPS Estimates			9.6%	12.6%	15.9%
CGS-CIMB/Consensus EPS (x)			1.11	1.15	1.17

SOURCES: VNDIRECT RESEARCH, COMPANY REPORTS

Solid growth with limited downside risks

1H19 Recap: Robust net profit growth on higher NIM and modest rise in expenses

Figure 1: Results comparison (VND bn, unless otherwise noted)

Profit & Loss statement	2Q19	2Q18	yoy%	1Q19	qoq%	6M19	6M18	yoy%	VNDIRECT FY19F old forecasts	% of VNDIRECT	Comments
Net interest income	8,580	6,800	26.2%	8,499	1.0%	17,078	12,997	31.4%	32,972	51.8%	Higher than our forecast as NIM increased faster than our expectation.
Non-interest income	2,724	2,459	10.8%	3,269	-16.7%	5,993	6,187	-3.1%	11,403	52.6%	Higher than our forecast thanks to better-than-expected income from foreign currencies trading.
Operating revenue	11,303	9,259	22.1%	11,768	-3.9%	23,071	19,184	20.3%	44,375	52.0%	
Operation expenses	(4,067)	(3,864)	5.3%	(4,384)	-7.2%	(8,451)	(7,931)	6.6%	(16,419)	51.5%	
Pre-provision profit	7,236	5,395	34.1%	7,384	-2.0%	14,620	11,252	29.9%	27,956	52.3%	
Provision expenses	(1,811)	(1,738)	4.2%	(1,506)	20.2%	(3,317)	(3,235)	2.5%	(7,685)	43.2%	Below our forecast as NPL was well controlled, hence actual credit cost (1.0%) was lower than our forecast (1.1%).
Pre-tax profit	5,425	3,657	48.3%	5,878	-7.7%	11,303	8,017	41.0%	20,271	55.8%	
Net profit	4,361	2,927	49.0%	4,707	-7.4%	9,068	6,431	41.0%	16,219	55.9%	Higher than our forecast.

SOURCES: VNDIRECT RESEARCH, COMPANY REPORTS

Figure 2: VCB's key ratios by quarter

Key ratios	1Q18	2Q18	3Q18	4Q18	1Q19	2Q19
Net interest income/Total operating income (TOI)	62.4%	73.4%	78.9%	74.7%	72.2%	75.9%
Non-interest income/TOI	37.6%	26.6%	21.1%	25.3%	27.8%	24.1%
NIM (trailing 12m)	2.6%	2.7%	2.8%	2.8%	3.0%	3.2%
Cost-to-income ratio (CIR)	41.0%	41.3%	41.7%	34.7%	37.3%	36.6%
Loan-to-deposit ratio (Circular 36)	73.3%	73.3%	75.6%	70.3%	74.8%	74.7%
Non-performing loan ratio	1.4%	1.2%	1.2%	1.0%	1.0%	1.0%
Loan-loss-reserves (LLR)	121.4%	140.6%	155.5%	165.4%	169.2%	177.5%
Credit cost (annualised)	1.1%	1.1%	1.1%	1.3%	0.9%	1.0%
ROAA (trailing 12m)	1.2%	1.2%	1.3%	1.4%	1.5%	1.6%
ROAE (trailing 12m)	19.5%	20.5%	20.9%	25.5%	24.5%	25.4%

SOURCES: VNDIRECT RESEARCH, COMPANY REPORTS

OUTLOOK: SOLID GROWTH ON A HEALTHY BALANCE SHEET

Figure 3: Earnings revision (VND bn, unless otherwise noted)

Profit & Loss statement	Old forecasts		New forecasts		Change		Comments
	FY19F	FY20F	FY19F	FY20F	FY19F	FY20F	
Net Interest Income	32,972	38,513	34,698	41,927	5.2%	8.9%	We adjust our NIM assumptions upwards as NIM increased faster than expected thanks to retail lending expansion and VCB's reallocation of assets towards higher-yielding bonds and customer loans.
Non-Interest Income	11,403	13,149	11,796	13,268	3.4%	0.9%	We raise our non-II forecast for FY19F as income from foreign currencies trading was better than our projection as USD/VND exchange rate increased in the beginning of 2019.
Operating revenue	44,375	51,662	46,494	55,194	4.8%	6.8%	
Operating expenses	(16,419)	(19,115)	(17,203)	(20,422)	4.8%	6.8%	
Pre-provision profit	27,956	32,547	29,291	34,772	4.8%	6.8%	
Provision expenses	(7,685)	(8,838)	(7,064)	(8,046)	-8.1%	-9.0%	We lower our forecasts of provision expenses as bad debt was stable, leading to lower credit cost than our projections.
Pre-tax profit	20,271	23,709	22,227	26,727	9.6%	12.7%	
Net profit	16,219	18,970	17,769	21,367	9.6%	12.6%	Higher forecasted net profit for FY19-20F on higher operating income and lower provision expenses projections. Our net profit forecasts have not included extraordinary income and commission income from a potential bancassurance deal.
No. of shares outstanding (m)	3,709	3,709	3,709	3,709	0.0%	0.0%	
EPS (VND/share)	3,638	4,255	3,986	4,793	9.6%	12.6%	

SOURCES: VNDIRECT RESEARCH, COMPANY REPORTS

VALUATION

We maintain Hold rating but increase our TP to VND83,200 ►

Figure 4: Our target price calculation

Approach	Weight	Fair value (VND/share)	Contribution (VND/share)
Residual income	50%	82,413	41,206
P/BV multiple (at 3.1x FY20F BVPS)	50%	84,068	42,034
Target price (VND/share)			83,240
Target price (VND/share, rounded)			83,200

SOURCES: VNDIRECT RESEARCH, COMPANY REPORTS

Figure 5: Key assumptions of residual income valuation, based on our estimates

Assumptions	2019F	2020F	2021F	2022F	2023F
Risk free rate	5.0%	5.0%	5.0%	5.0%	5.0%
Equity risk premium	11.0%	11.0%	11.0%	11.0%	11.0%
Beta	0.9	0.9	0.9	0.9	0.9
Cost of equity	14.5%	14.5%	14.5%	14.5%	14.5%
Long-term growth rate					4.0%
<i>(In VND bn, otherwise noted)</i>					
Opening shareholders' equity	62,110				
PV of residual income (5 years)	32,988				
PV of terminal value	210,561				
Implied EV	305,658				
No. of outstanding shares (m shares)	3,709				
Implied value per share (VND/share)	82,413				

SOURCES: VNDIRECT RESEARCH, COMPANY REPORTS

For peer comparison, we choose regional banks with similar earnings growth outlook, profitability and financial metrics as VCB. At the current share price, VCB is trading at 3.5x FY19F P/BV, a premium of 59.6% to the regional peers' average FY19F P/BV. We have a target P/BV of 3.1x on FY20F book value per share for VCB. The P/BV component of our valuation is at a large premium over regional peers' 1.9x FY20F P/BV due to VCB's higher returns and its position as the most well-regarded bank in Vietnam.

We project VCB to achieve high profit growth in the coming years with FY18-21F forward EPS CAGR of 19.1%. ROE is forecasted to be sustained at 20.4% in FY19F and 19.4% in FY20F, much higher than regional peer's average ROE of 17.2% in FY19F and 17.6% in FY20F. Combining our residual income valuation and P/BV multiple valuation with equal weightings, we arrive at a TP of VND83,200, implying potential upside of 6.0%.

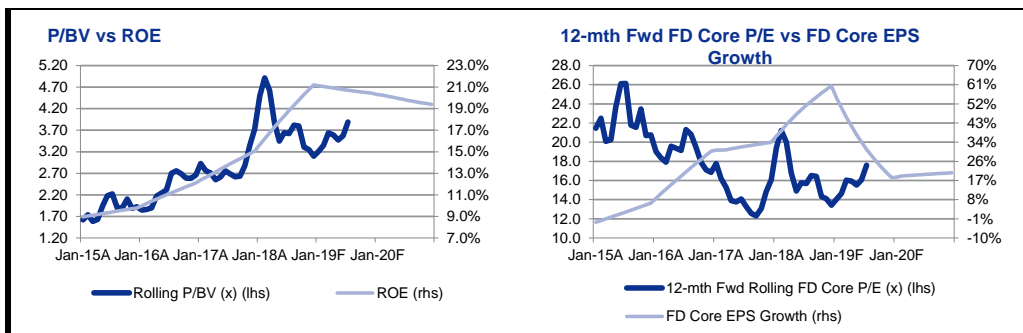
Figure 6: Regional peer comparison

Banks	Bloomberg Code	Recommendation	Closing price	Target price	Market cap	P/BV (x)		P/E (x)		3-yr Forward CAGR EPS	ROE (%)	
			(local curr.)	(local curr.)	(US\$m)	FY19F	FY20F	FY19F	FY20F	%	FY19F	FY20F
HDFC Bank	HDFCB IN	ADD	2,276	2,650	90,279	3.8	3.2	25.4	20.4	21.1%	15.9%	17.0%
Bank Central Asia	BBCA IJ	HOLD	30,975	28,500	54,514	4.4	3.8	26.6	23.5	12.0%	17.6%	17.4%
Bank Rakyat Indonesia	BBRI IJ	ADD	4,440	4,500	39,093	2.6	2.3	14.7	12.9	13.9%	18.8%	18.8%
ICICI Bank	ICICIB IN	ADD	416	475	38,935	2.3	2.1	23.1	15.9	84.9%	10.4%	13.7%
Bank Mandiri	BMRI IJ	ADD	7,750	8,800	25,817	1.8	1.6	12.7	11.0	15.4%	14.9%	15.6%
Public Bank Bhd	PBK MK	HOLD	22	24	21,128	2.0	1.9	15.2	14.5	4.5%	13.5%	13.3%
Indusind Bank	IIB IN	ADD	1,416	2,000	14,239	2.8	2.4	17.0	13.4	34.7%	17.8%	19.1%
Techcombank	TCB VN	ADD	20,800	27,400	3,133	1.2	1.0	7.8	6.8	14.6%	16.5%	16.1%
Military Commercial Joint Stock Bank	MBB VN	ADD	22,350	34,000	2,035	1.2	1.0	6.3	5.4	19.2%	20.0%	19.7%
Vietnam Prosperity JSC Bank	VPB VN	ADD	18,750	21,200	1,985	1.1	0.9	6.1	4.9	12.1%	19.7%	19.9%
Asia Commercial Joint Stock Bank	ACB VN	ADD	23,400	39,500	1,635	1.1	0.9	4.9	4.2	15.7%	24.3%	22.7%
Average						2.2	1.9	14.5	12.1	22.6%	17.2%	17.6%
Vietcombank	VCB VN	HOLD	78,500	83,200	12,543	3.5	2.9	16.4	13.6	19.1%	20.4%	19.4%

PRICE AS OF 26 JUL 2019

SOURCES: CGS-CIMB RESEARCH, VNDIRECT RESEARCH, COMPANY REPORTS

BY THE NUMBERS



Profit & Loss

(VNDb)	Dec-17A	Dec-18A	Dec-19F	Dec-20F	Dec-21F
Net Interest Income	21,938	28,409	34,698	41,927	49,009
Total Non-Interest Income	7,469	10,870	11,796	13,268	15,182
Operating Revenue	29,406	39,278	46,494	55,194	64,192
Total Non-Interest Expenses	(11,866)	(13,611)	(17,203)	(20,422)	(23,430)
Pre-provision Operating Profit	17,540	25,667	29,291	34,772	40,762
Total Provision Charges	(6,198)	(7,398)	(7,064)	(8,046)	(8,983)
Operating Profit After Provisions	11,341	18,269	22,227	26,727	31,778
Pretax Income/(Loss) from Assoc.	0	0	0	0	0
Operating EBIT (incl Associates)	11,341	18,269	22,227	26,727	31,778
Non-Operating Income/(Expense)	0	0	0	0	0
Profit Before Tax (pre-EI)	11,341	18,269	22,227	26,727	31,778
Exceptional Items					
Pre-tax Profit	11,341	18,269	22,227	26,727	31,778
Taxation	(2,231)	(3,647)	(4,437)	(5,336)	(6,344)
Consolidation Adjustments & Others					
Exceptional Income - post-tax					
Profit After Tax	9,111	14,622	17,789	21,391	25,434
Minority Interests	(20)	(16)	(20)	(24)	(29)
Pref. & Special Div	0	0	0	0	0
FX And Other Adj.	0	0	0	0	0
Net Profit	9,091	14,606	17,769	21,367	25,406
Recurring Net Profit	7,568	12,152	14,784	17,777	21,138

Balance Sheet Employment

	Dec-17A	Dec-18A	Dec-19F	Dec-20F	Dec-21F
Gross Loans/Cust Deposits	76.7%	78.8%	80.9%	82.3%	83.4%
Avg Loans/Avg Deposits	77.3%	77.8%	79.9%	81.7%	82.9%
Avg Liquid Assets/Avg Assets	43.5%	42.8%	39.3%	38.4%	37.6%
Avg Liquid Assets/Avg IEAs	44.6%	43.9%	40.2%	39.2%	38.2%
Net Cust Loans/Assets	51.7%	57.9%	58.8%	59.9%	60.9%
Net Cust Loans/Broad Deposits	67.4%	69.1%	70.6%	71.6%	72.4%
Equity & Provs/Gross Cust Loans	11.1%	11.5%	13.3%	14.2%	15.0%
Asset Risk Weighting	59.2%	67.8%	67.2%	68.5%	69.5%
Provision Charge/Avg Cust Loans	1.23%	1.26%	1.04%	1.03%	1.00%
Provision Charge/Avg Assets	0.68%	0.70%	0.62%	0.62%	0.62%
Total Write Offs/Average Assets	0.68%	0.49%	0.30%	0.33%	0.37%

SOURCES: VNDIRECT RESEARCH, COMPANY REPORTS

BY THE NUMBERS... cont'd

Balance Sheet

(VNDb)	Dec-17A	Dec-18A	Dec-19F	Dec-20F	Dec-21F
Total Gross Loans	776,408	882,095	1,001,898	1,141,172	1,306,237
Liquid Assets & Invst. (Current)	234,069	163,073	182,636	199,073	214,999
Other Int. Earning Assets					
Total Gross Int. Earning Assets	1,010,477	1,045,168	1,184,534	1,340,246	1,521,237
Total Provisions/Loan Loss Reserve	(8,113)	(10,294)	(13,961)	(17,711)	(21,304)
Total Net Interest Earning Assets	1,002,364	1,034,874	1,170,572	1,322,535	1,499,933
Intangible Assets	1,964	2,068	2,146	2,228	2,312
Other Non-Interest Earning Assets	20,862	24,292	25,211	26,165	27,155
Total Non-Interest Earning Assets	22,826	26,360	27,358	28,393	29,467
Cash And Marketable Securities	10,103	12,792	13,276	13,778	14,300
Long-term Investments	0	0	0	0	0
Total Assets	1,035,293	1,074,027	1,211,206	1,364,706	1,543,699
Customer Interest-Bearing Liabilities	726,734	823,390	921,982	1,041,602	1,182,085
Bank Deposits	66,942	76,524	88,003	101,203	116,384
Interest Bearing Liabilities: Others	171,408	90,711	92,525	94,376	96,263
Total Interest-Bearing Liabilities	965,085	990,625	1,102,510	1,237,181	1,394,732
Bank's Liabilities Under Acceptances					
Total Non-Interest Bearing Liabilities	17,651	21,222	25,953	26,874	26,462
Total Liabilities	982,735	1,011,847	1,128,463	1,264,054	1,421,193
Shareholders' Equity	52,469	62,110	82,672	100,580	122,434
Minority Interests	(89)	(69)	(71)	(71)	(71)
Total Equity	52,379	62,041	82,601	100,509	122,363

Key Ratios

	Dec-17A	Dec-18A	Dec-19F	Dec-20F	Dec-21F
Total Income Growth	18.2%	33.6%	18.4%	18.7%	16.3%
Operating Profit Growth	17.5%	46.3%	14.1%	18.7%	17.2%
Pretax Profit Growth	33.1%	61.1%	21.7%	20.2%	18.9%
Net Interest To Total Income	74.6%	72.3%	74.6%	76.0%	76.3%
Cost Of Funds	2.86%	2.81%	3.17%	3.27%	3.37%
Return On Interest Earning Assets	5.20%	5.44%	6.09%	6.35%	6.53%
Net Interest Spread	2.33%	2.63%	2.92%	3.08%	3.15%
Net Interest Margin (Avg Deposits)	3.38%	3.76%	4.08%	4.38%	4.52%
Net Interest Margin (Avg RWA)	3.98%	4.24%	4.50%	4.80%	4.88%
Provisions to Pre Prov. Operating Profit	35.3%	28.8%	24.1%	23.1%	22.0%
Interest Return On Average Assets	2.41%	2.69%	3.04%	3.26%	3.37%
Effective Tax Rate	19.7%	20.0%	20.0%	20.0%	20.0%
Net Dividend Payout Ratio	31.7%	20.3%	16.7%	13.9%	11.7%
Return On Average Assets	1.00%	1.38%	1.56%	1.66%	1.75%

Key Drivers

	Dec-17A	Dec-18A	Dec-19F	Dec-20F	Dec-21F
Loan Growth (%)	17.9%	16.3%	15.0%	15.0%	15.0%
Net Interest Margin (%)	2.5%	2.8%	3.1%	3.3%	3.4%
Non Interest Income Growth (%)	17.6%	45.5%	8.5%	12.5%	14.4%
Cost-income Ratio (%)	40.4%	34.7%	37.0%	37.0%	36.5%
Net NPL Ratio (%)	-3.2%	-3.9%	-4.2%	-4.4%	-4.6%
Loan Loss Reserve (%)	130.7%	165.4%	184.5%	191.2%	197.8%
GP Ratio (%)	0.8%	0.8%	1.0%	1.1%	1.1%
Tier 1 Ratio (%)	8.0%	8.2%	9.8%	10.5%	11.1%
Total CAR (%)	11.6%	10.2%	11.4%	11.6%	12.0%
Deposit Growth (%)	20.0%	13.2%	12.0%	13.0%	13.5%
Loan-deposit Ratio (%)	75.6%	77.5%	79.3%	80.6%	81.6%
Gross NPL Ratio (%)	1.1%	1.0%	1.0%	1.1%	1.1%
Fee Income Growth (%)	20.5%	34.1%	35.0%	30.0%	25.0%

SOURCES: VNDIRECT RESEARCH, COMPANY REPORTS

DISCLAIMER

The content of this report (including the views and opinions expressed therein, and the information comprised therein) has been prepared by and belongs to VNDIRECT Securities Corporation, and is distributed by CGS-CIMB pursuant to an arrangement between VNDIRECT Securities Corporation and CGS-CIMB. VNDIRECT Securities Corporation is not an affiliate of CGS-CIMB.

This report is not directed to, or intended for distribution to or use by, any person or entity who is a citizen or resident of or located in any locality, state, country or other jurisdiction where such distribution, publication, availability or use would be contrary to law or regulation.

By accepting this report, the recipient hereof represents and warrants that he is entitled to receive such report in accordance with the restrictions set forth below and agrees to be bound by the limitations contained herein (including the "Restrictions on Distributions" set out below). Any failure to comply with these limitations may constitute a violation of law. This publication is being supplied to you strictly on the basis that it will remain confidential. No part of this report may be (i) copied, photocopied, duplicated, stored or reproduced in any form by any means or (ii) redistributed or passed on, directly or indirectly, to any other person in whole or in part, for any purpose without the prior written consent of CGS-CIMB.

The information contained in this research report is prepared from data believed to be correct and reliable at the time of issue of this report.

VNDIRECT Securities Corporation may or may not issue regular reports on the subject matter of this report at any frequency and may cease to do so or change the periodicity of reports at any time. Neither VNDIRECT Securities Corporation nor CGS-CIMB is under any obligation to update this report in the event of a material change to the information contained in this report. Neither VNDIRECT Securities Corporation nor CGS-CIMB has any and will accept any, obligation to (i) check or ensure that the contents of this report remain current, reliable or relevant, (ii) ensure that the content of this report constitutes all the information a prospective investor may require, (iii) ensure the adequacy, accuracy, completeness, reliability or fairness of any views, opinions and information, and accordingly, VNDIRECT Securities Corporation, CGS-CIMB and their respective affiliates and related persons including China Galaxy International Financial Holdings Limited ("CGIFHL") and CIMB Group Sdn. Bhd. ("CIMBG") and their respective related corporations (and their respective directors, associates, connected persons and/or employees) shall not be liable in any manner whatsoever for any consequences (including but not limited to any direct, indirect or consequential losses, loss of profits and damages) of any reliance thereon or usage thereof. In particular, VNDIRECT Securities Corporation and CGS-CIMB disclaim all responsibility and liability for the views and opinions set out in this report.

Unless otherwise specified, this report is based upon reasonable sources. Such sources will, unless otherwise specified, for market data, be market data and prices available from the main stock exchange or market where the relevant security is listed, or, where appropriate, any other market. Information on the accounts and business of company(ies) will generally be based on published statements of the company(ies), information disseminated by regulatory information services, other publicly available information and information resulting from our research. Whilst every effort is made to ensure that statements of facts made in this report are accurate, all estimates, projections, forecasts, expressions of opinion and other subjective judgments contained in this report are based on assumptions considered to be reasonable as of the date of the document in which they are contained and must not be construed as a representation that the matters referred to therein will occur. Past performance is not a reliable indicator of future performance. The value of investments may go down as well as up and those investing may, depending on the investments in question, lose more than the initial investment. No report shall constitute an offer or an invitation by or on behalf of CGS-CIMB or VNDIRECT Securities Corporation, or their respective affiliates (including CGIFHL, CIMBG and their respective related corporations) to any person to buy or sell any investments.

CGS-CIMB and/or VNDIRECT Securities Corporation and/or their respective affiliates and related corporations (including CGIFHL, CIMBG and their respective related corporations), their respective directors, associates, connected parties and/or employees may own or have positions in securities of the company(ies) covered in this research report or any securities related thereto and may from time to time add to or dispose of, or may be materially interested in, any such securities. Further, CGS-CIMB and/or VNDIRECT Securities Corporation, and/or their respective affiliates and their respective related corporations (including CGIFHL, CIMBG and their respective related corporations) do and seek to do business with the company(ies) covered in this research report and may from time to time act as market maker or have assumed an underwriting commitment in securities of such company(ies), may sell them to or buy them from customers on a principal basis and may also perform or seek to perform significant investment banking, advisory, underwriting or placement services for or relating to such company(ies) as well as solicit such investment, advisory or other services from any entity mentioned in this report.

CGS-CIMB and/or VNDIRECT Securities Corporation and/or their respective affiliates (including CGIFHL, CIMBG and their respective related corporations) may enter into an agreement with the company(ies) covered in this report relating to the production of research reports. CGS-CIMB and/or VNDIRECT Securities Corporation may disclose the contents of this report to the company(ies) covered by it and may have amended the contents of this report following such disclosure.

The analyst responsible for the production of this report hereby certifies that the views expressed herein accurately and exclusively reflect his or her personal views and opinions about any and all of the issuers or securities analysed in this report and were prepared independently and autonomously. No part of the compensation of the analyst(s) was, is, or will be directly or indirectly related to the inclusion of specific recommendations(s) or view(s) in this report. The analyst(s) who prepared this research report is prohibited from receiving any compensation, incentive or bonus based on specific investment banking transactions or for providing a specific recommendation for, or view of, a particular company. Information barriers and other arrangements may be established where necessary to prevent conflicts of interests arising. However, the analyst(s) may receive compensation that is based on his/their coverage of company(ies) in the performance of his/their duties or the performance of his/their recommendations and the research personnel involved in the preparation of this report may also participate in the solicitation of the businesses as described above. In reviewing this research report, an investor should be aware that any or all of the foregoing, among other things, may give rise to real or potential conflicts of interest. Additional information is, subject to the duties of confidentiality, available on request.

The term "VNDIRECT Securities Corporation" shall, unless the context otherwise requires, mean VNDIRECT Securities Corporation and its affiliates, subsidiaries and related companies. The term "CGS-CIMB" shall denote, where appropriate, the relevant entity distributing or disseminating the report in the particular jurisdiction referenced below, or, in every other case except as otherwise stated herein, CGS-CIMB Securities International Pte. Ltd. and its affiliates, subsidiaries and related corporations.

CGS-CIMB

Country	CGS-CIMB Entity	Regulated by
Hong Kong	CGS-CIMB Securities (Hong Kong) Limited	Securities and Futures Commission Hong Kong
India	CGS-CIMB Securities (India) Private Limited	Securities and Exchange Board of India (SEBI)
Indonesia	PT CGS-CIMB Sekuritas Indonesia	Financial Services Authority of Indonesia
Malaysia	CGS-CIMB Securities Sdn. Bhd. (formerly known as Jupiter Securities Sdn. Bhd.)	Securities Commission Malaysia
Singapore	CGS-CIMB Research Pte. Ltd.	Monetary Authority of Singapore
South Korea	CGS-CIMB Securities (Hong Kong) Limited, Korea Branch	Financial Services Commission and Financial Supervisory Service
Thailand	CGS-CIMB Securities (Thailand) Co. Ltd.	Securities and Exchange Commission Thailand

--	--	--

(i) As of July 29, 2019 VNDIRECT Securities Corporation has a proprietary position in the securities (which may include but not limited to shares, warrants, call warrants and/or any other derivatives) in the following company or companies covered or recommended in this report:

(a) -

(ii) As of July 29, 2019, the analyst(s) who prepared this report, and the associate(s), has / have an interest in the securities (which may include but not limited to shares, warrants, call warrants and/or any other derivatives) in the following company or companies covered or recommended in this report:

(a) -

This report does not purport to contain all the information that a prospective investor may require. CGS-CIMB, VNDIRECT Securities Corporation and their respective affiliates (including CGIFHL, CIMBG and their related corporations) do not make any guarantee, representation or warranty, express or implied, as to the adequacy, accuracy, completeness, reliability or fairness of any such information and opinion contained in this report. None of CGS-CIMB, VNDIRECT Securities Corporation and their respective affiliates and related persons (including CGIFHL, CIMBG and their related corporations) shall be liable in any manner whatsoever for any consequences (including but not limited to any direct, indirect or consequential losses, loss of profits and damages) of any reliance thereon or usage thereof.

This report is general in nature and has been prepared for information purposes only. It is intended for circulation amongst CGS-CIMB's and its affiliates' (including CGIFHL's, CIMBG's and their respective related corporations') clients generally and does not have regard to the specific investment objectives, financial situation and the particular needs of any specific person who may receive this report. The information and opinions in this report are not and should not be construed or considered as an offer, recommendation or solicitation to buy or sell the subject securities, related investments or other financial instruments or any derivative instrument, or any rights pertaining thereto.

Investors are advised to make their own independent evaluation of the information contained in this research report, consider their own individual investment objectives, financial situation and particular needs and consult their own professional and financial advisers as to the legal, business, financial, tax and other aspects before participating in any transaction in respect of the securities of company(ies) covered in this research report. The securities of such company(ies) may not be eligible for sale in all jurisdictions or to all categories of investors.

Restrictions on Distributions

Australia: Despite anything in this report to the contrary, this research is issued by VNDIRECT Securities Corporation and provided in Australia by CGS-CIMB Securities (Singapore) Pte. Ltd. and CGS-CIMB Securities (Hong Kong) Limited. This research is only available in Australia to persons who are "wholesale clients" (within the meaning of the Corporations Act 2001 (Cth) and is supplied solely for the use of such wholesale clients and shall not be distributed or passed on to any other person. You represent and warrant that if you are in Australia, you are a "wholesale client". This research is of a general nature only and has been prepared without taking into account the objectives, financial situation or needs of the individual recipient. CGS-CIMB Securities (Singapore) Pte. Ltd. and CGS-CIMB Securities (Hong Kong) Limited do not hold, and are not required to hold an Australian financial services license. CGS-CIMB Securities (Singapore) Pte. Ltd. and CGS-CIMB Securities (Hong Kong) Limited rely on "passporting" exemptions for entities appropriately licensed by the Monetary Authority of Singapore (under ASIC Class Order 03/1102) and the Securities and Futures Commission in Hong Kong (under ASIC Class Order 03/1103).

Canada: This research report has not been prepared in accordance with the disclosure requirements of Dealer Member Rule 3400 – Research Restrictions and Disclosure Requirements of the Investment Industry Regulatory Organization of Canada. For any research report distributed by CIBC, further disclosures related to CIBC conflicts of interest can be found at <https://researchcentral.cibcwm.com>.

China: For the purpose of this report, the People's Republic of China ("PRC") does not include the Hong Kong Special Administrative Region, the Macau Special Administrative Region or Taiwan. The distributor of this report has not been approved or licensed by the China Securities Regulatory Commission or any other relevant regulatory authority or governmental agency in the PRC. This report contains only marketing information. The distribution of this report is not an offer to buy or sell to any person within or outside PRC or a solicitation to any person within or outside of PRC to buy or sell any instruments described herein. This report is being issued outside the PRC to a limited number of institutional investors and may not be provided to any person other than the original recipient and may not be reproduced or used for any other purpose.

France: Only qualified investors within the meaning of French law shall have access to this report. This report shall not be considered as an offer to subscribe to, or used in connection with, any offer for subscription or sale or marketing or direct or indirect distribution of financial instruments and it is not intended as a solicitation for the purchase of any financial instrument.

Germany: This report is only directed at persons who are professional investors as defined in sec 31a(2) of the German Securities Trading Act

(WpHG). This publication constitutes research of a non-binding nature on the market situation and the investment instruments cited here at the time of the publication of the information.

The current prices/yields in this issue are based upon closing prices from Bloomberg as of the day preceding publication. Please note that neither the German Federal Financial Supervisory Agency (BaFin), nor any other supervisory authority exercises any control over the content of this report.

Hong Kong: This report is issued by VNDIRECT Securities Corporation and distributed in Hong Kong by CGS-CIMB Securities (Hong Kong) Limited ("CHK") which is licensed in Hong Kong by the Securities and Futures Commission for Type 1 (dealing in securities), Type 4 (advising on securities) and Type 6 (advising on corporate finance) activities. Any investors wishing to purchase or otherwise deal in the securities covered in this report should contact the Head of Sales at CGS-CIMB Securities (Hong Kong) Limited. The views and opinions in this research report are of VNDIRECT Securities Corporation as of the date hereof and are subject to change. If the Financial Services and Markets Act of the United Kingdom or the rules of the Financial Conduct Authority apply to a recipient, our obligations owed to such recipient therein are unaffected. CHK has no obligation to update the opinion or the information in this research report.

CHK does not make a market on other securities mentioned in the report.

India:

This report is issued by VNDIRECT Securities Corporation and distributed in India by CGS-CIMB Securities (India) Private Limited ("CGS-CIMB India"). CGS-CIMB India is a subsidiary of CGS-CIMB Securities International Pte. Ltd. which in turn is a 50:50 joint venture company of CGIFHL and CIMBG. The details of the members of the group of companies of CGS-CIMB can be found at www.cgs-cimb.com, CGIFHL at www.chinastock.com.hk/en/ACG/ContactUs/index.aspx and CIMBG at www.cimb.com/en/who-we-are.html. CGS-CIMB India is registered with the National Stock Exchange of India Limited and BSE Limited as a trading and clearing member (Merchant Banking Number: INM000012037) under the Securities and Exchange Board of India (Stock Brokers and Sub-Brokers) Regulations, 1992. In accordance with the provisions of Regulation 4(g) of the Securities and Exchange Board of India (Investment Advisers) Regulations, 2013, CGS-CIMB India is not required to seek registration with the Securities and Exchange Board of India ("SEBI") as an Investment Adviser. CGS-CIMB India is registered with SEBI (SEBI Registration Number: INZ000157134) as a Research Analyst (INH000000669) pursuant to the SEBI (Research Analysts) Regulations, 2014 ("Regulations").

This report does not take into account the particular investment objectives, financial situations, or needs of the recipients. It is not intended for and does not deal with prohibitions on investment due to law/jurisdiction issues etc. which may exist for certain persons/entities. Recipients should rely on their own investigations and take their own professional advice before investment.

The report is not a "prospectus" as defined under Indian Law, including the Companies Act, 2013, and is not, and shall not be, approved by, or filed or registered with, any Indian regulator, including any Registrar of Companies in India, SEBI, any Indian stock exchange, or the Reserve Bank of India. No offer, or invitation to offer, or solicitation of subscription with respect to any such securities listed or proposed to be listed in India is being made, or intended to be made, to the public, or to any member or section of the public in India, through or pursuant to this report.

The research analysts, strategists or economists principally responsible for the preparation of this research report are segregated from the other activities of CGS-CIMB India and they have received compensation based upon various factors, including quality, accuracy and value of research, firm profitability or revenues, client feedback and competitive factors. Research analysts', strategists' or economists' compensation is not linked to investment banking or capital markets transactions performed or proposed to be performed by CGS-CIMB India or its affiliates.

CGS-CIMB India does not have actual / beneficial ownership of 1% or more securities of the subject company in this research report, at the end of the month immediately preceding the date of publication of this research report. However, since affiliates of CGS-CIMB India are engaged in the financial services business, they might have in their normal course of business financial interests or actual / beneficial ownership of one per cent or more in various companies including the subject company in this research report.

CGS-CIMB India or its associates, may: (a) from time to time, have long or short position in, and buy or sell the securities of the subject company in this research report; or (b) be engaged in any other transaction involving such securities and earn brokerage or other compensation or act as a market maker in the financial instruments of the subject company in this research report or act as an advisor or lender/borrower to such company or may have any other potential conflict of interests with respect to any recommendation and other related information and opinions.

CGS-CIMB India, its associates and the analyst engaged in preparation of this research report have not received any compensation for investment banking, merchant banking or brokerage services from the subject company mentioned in the research report in the past 12 months.

CGS-CIMB India, its associates and the analyst engaged in preparation of this research report have not managed or co-managed public offering of securities for the subject company mentioned in the research report in the past 12 months. The analyst from CGS-CIMB India engaged in preparation of this research report or his/her relative (a) do not have any financial interests in the subject company mentioned in this research report; (b) do not own 1% or more of the equity securities of the subject company mentioned in the research report as of the last day of the month preceding the publication of the research report; (c) do not have any material conflict of interest at the time of publication of the research report.

Indonesia: This report is issued by VNDIRECT Securities Corporation and distributed by PT CGS-CIMB Sekuritas Indonesia ("CGS-CIMB Indonesia"). The views and opinions in this research report are not our own but of VNDIRECT Securities Corporation as of the date hereof and are subject to change. CGS-CIMB Indonesia has no obligation to update the opinion or the information in this research report. This report is for private circulation only to clients of CGS-CIMB Indonesia. Neither this report nor any copy hereof may be distributed in Indonesia or to any Indonesian citizens wherever they are domiciled or to Indonesian residents except in compliance with applicable Indonesian capital market laws and regulations.

This research report is not an offer of securities in Indonesia. The securities referred to in this research report have not been registered with the Financial Services Authority (Otoritas Jasa Keuangan) pursuant to relevant capital market laws and regulations, and may not be offered or sold within the territory of the Republic of Indonesia or to Indonesian citizens through a public offering or in circumstances which constitute an offer within the meaning of the Indonesian capital market law and regulations.

Ireland: CGS-CIMB is not an investment firm authorised in the Republic of Ireland and no part of this document should be construed as CGS-CIMB acting as, or otherwise claiming or representing to be, an investment firm authorised in the Republic of Ireland.

Malaysia: This report is issued by VNDIRECT Securities Corporation and distributed in Malaysia by CGS-CIMB Securities Sdn. Bhd. (formerly known as Jupiter Securities Sdn. Bhd.) ("CGS-CIMB Malaysia") solely for the benefit of and for the exclusive use of our clients. Recipients of this report are

to contact CGS-CIMB Malaysia, at 29th Floor Menara CIMB No. 1 Jalan Stesen Sentral 2, Kuala Lumpur Sentral 50470 Kuala Lumpur, Malaysia, in respect of any matters arising from or in connection with this report. CGS-CIMB Malaysia has no obligation to update, revise or reaffirm the opinion or the information in this research report after the date of this report.

New Zealand: In New Zealand, this report is for distribution only to persons who are wholesale clients pursuant to section 5C of the Financial Advisers Act 2008.

Singapore: This report is issued by VNDIRECT Securities Corporation and distributed by CGS-CIMB Research Pte Ltd ("CGS-CIMBR"). CGS-CIMBR is a financial adviser licensed under the Financial Advisers Act, Cap 110 ("FAA") for advising on investment products, by issuing or promulgating research analyses or research reports, whether in electronic, print or other form. Accordingly CGS-CIMBR is a subject to the applicable rules under the FAA unless it is able to avail itself to any prescribed exemptions.

Recipients of this report are to contact CGS-CIMB Research Pte Ltd, 50 Raffles Place, #16-02 Singapore Land Tower, Singapore in respect of any matters arising from, or in connection with this report. CGS-CIMBR has no obligation to update the opinion or the information in this research report. This publication is strictly confidential and is for private circulation only. If you have not been sent this report by CGS-CIMBR directly, you may not rely, use or disclose to anyone else this report or its contents.

If the recipient of this research report is not an accredited investor, expert investor or institutional investor, CGS-CIMBR accepts legal responsibility for the contents of the report without any disclaimer limiting or otherwise curtailing such legal responsibility. If the recipient is an accredited investor, expert investor or institutional investor, the recipient is deemed to acknowledge that CGS-CIMBR is exempt from certain requirements under the FAA and its attendant regulations, and as such, is exempt from complying with the following :

- (a) Section 25 of the FAA (obligation to disclose product information);
- (b) Section 27 (duty not to make recommendation with respect to any investment product without having a reasonable basis where you may be reasonably expected to rely on the recommendation) of the FAA;
- (c) MAS Notice on Information to Clients and Product Information Disclosure [Notice No. FAA-N03];
- (d) MAS Notice on Recommendation on Investment Products [Notice No. FAA-N16];
- (e) Section 36 (obligation on disclosure of interest in securities), and
- (f) any other laws, regulations, notices, directive, guidelines, circulars and practice notes which are relates to the above, to the extent permitted by applicable laws, as may be amended from time to time, and any other laws, regulations, notices, directive, guidelines, circulars, and practice notes as we may notify you from time to time. In addition, the recipient who is an accredited investor, expert investor or institutional investor acknowledges that a CGS-CIMBR is exempt from Section 27 of the FAA, the recipient will also not be able to file a civil claim against CGS-CIMBR for any loss or damage arising from the recipient's reliance on any recommendation made by CGS-CIMBR which would otherwise be a right that is available to the recipient under Section 27 of the FAA, the recipient will also not be able to file a civil claim against CGS-CIMBR for any loss or damage arising from the recipient's reliance on any recommendation made by CGS-CIMBR which would otherwise be a right that is available to the recipient under Section 27 of the FAA.

CGS-CIMBR, its affiliates and related corporations, their directors, associates, connected parties and/or employees may own or have positions in securities of the company(ies) covered in this research report or any securities related thereto and may from time to time add to or dispose of, or may be materially interested in, any such securities. Further, CGS-CIMBR, its affiliates and its related corporations do and seek to do business with the company(ies) covered in this research report and may from time to time act as market maker or have assumed an underwriting commitment in securities of such company(ies), may sell them to or buy them from customers on a principal basis and may also perform or seek to perform significant investment banking, advisory, underwriting or placement services for or relating to such company(ies) as well as solicit such investment, advisory or other services from any entity mentioned in this report.

As of July 29, 2019,, CGS-CIMBR does not have a proprietary position in the recommended securities in this report.

CGS-CIMBR does not make a market on the securities mentioned in the report.

South Korea: This report is issued by VNDIRECT Securities Corporation and distributed in South Korea by CGS-CIMB Securities (Hong Kong) Limited, Korea Branch ("CGS-CIMB Korea") which is licensed as a cash equity broker, and regulated by the Financial Services Commission and Financial Supervisory Service of Korea. In South Korea, this report is for distribution only to professional investors under Article 9(5) of the Financial Investment Services and Capital Market Act of Korea ("FSCMA").

Spain: This document is a research report and it is addressed to institutional investors only. The research report is of a general nature and not personalised and does not constitute investment advice so, as the case may be, the recipient must seek proper advice before adopting any investment decision. This document does not constitute a public offering of securities.

CGS-CIMB is not registered with the Spanish Comision Nacional del Mercado de Valores to provide investment services.

Sweden: This report contains only marketing information and has not been approved by the Swedish Financial Supervisory Authority. The distribution of this report is not an offer to sell to any person in Sweden or a solicitation to any person in Sweden to buy any instruments described herein and may not be forwarded to the public in Sweden.

Switzerland: This report has not been prepared in accordance with the recognized self-regulatory minimal standards for research reports of banks issued by the Swiss Bankers' Association (Directives on the Independence of Financial Research).

Thailand: This report is issued by VNDIRECT Securities Corporation and distributed by CGS-CIMB Securities (Thailand) Co. Ltd. ("CGS-CIMB Thailand") based upon sources believed to be reliable (but their accuracy, completeness or correctness is not guaranteed). The statements or expressions of opinion herein were arrived at after due and careful consideration for use as information for investment. Such opinions are subject to change without notice and CGS-CIMB Thailand has no obligation to update the opinion or the information in this research report.

CGS-CIMB Thailand may act or acts as Market Maker, and issuer and offerer of Derivative Warrants and Structured Note which may have the following securities as its underlying securities. Investors should carefully read and study the details of the derivative warrants in the prospectus before making investment decisions.

AAV, ADVANC, AMATA, ANAN, AOT, AP, BA, BANPU, BBL, BCH, BCP, BCPG, BDMS, BEAUTY, BEC, BEM, BJC, BH, BIG, BLA, BLAND, BPP, BTS, CBG, CENTEL, CHG, CK, CKP, COM7, CPALL, CPF, CPN, DELTA, DTAC, EA, EGCO, EPG, GFPT, GLOBAL, GLOW, GPSC, GUNKUL, HMPRO,

INTUCH, IRPC, ITD, IVL, KBANK, KCE, KKP, KTB, KTC, LH, LHBANK, LPN, MAJOR, MALEE, MEGA, MINT, MONO, MTLN, PLANB, PSH, PTL, PTG, PTT, PTTTP, PTTGC, QH, RATCH, ROBINS, S, SAWAD, SCB, SCC, SCCC, SIRI, SPALI, SPRC, STEC, STPI, SUPER, TASCO, TCAP, THAI, THANI, THCOM, TISCO, TKN, TMB, TOP, TPIPL, TRUE, TTA, TU, TVO, UNIQ, VGI, WHA, WORK.

Corporate Governance Report:

The disclosure of the survey result of the Thai Institute of Directors Association (“IOD”) regarding corporate governance is made pursuant to the policy of the Office of the Securities and Exchange Commission. The survey of the IOD is based on the information of a company listed on the Stock Exchange of Thailand and the Market for Alternative Investment disclosed to the public and able to be accessed by a general public investor. The result, therefore, is from the perspective of a third party. It is not an evaluation of operation and is not based on inside information.

The survey result is as of the date appearing in the Corporate Governance Report of Thai Listed Companies. As a result, the survey result may be changed after that date. CGS-CIMB Thailand does not confirm nor certify the accuracy of such survey result.

Score Range:	90 - 100	80 – 89	70 - 79	Below 70 or	No Survey Result
Description:	Excellent	Very Good	Good	N/A	

United Arab Emirates: The distributor of this report has not been approved or licensed by the UAE Central Bank or any other relevant licensing authorities or governmental agencies in the United Arab Emirates. This report is strictly private and confidential and has not been reviewed by, deposited or registered with UAE Central Bank or any other licensing authority or governmental agencies in the United Arab Emirates. This report is being issued outside the United Arab Emirates to a limited number of institutional investors and must not be provided to any person other than the original recipient and may not be reproduced or used for any other purpose. Further, the information contained in this report is not intended to lead to the sale of investments under any subscription agreement or the conclusion of any other contract of whatsoever nature within the territory of the United Arab Emirates.

United Kingdom and European Economic Area (EEA): In the United Kingdom and European Economic Area, this material is issued by VNDIRECT Securities Corporation and is being distributed by CGS-CIMB Securities (UK) Limited (“CGS-CIMB UK”). CGS-CIMB UK is authorized and regulated by the Financial Conduct Authority and its registered office is at 27 Knightsbridge, London, SW1X7YB. The material distributed by CGS-CIMB UK has been prepared in accordance with CGS-CIMB’s policies for managing conflicts of interest arising as a result of publication and distribution of this material. This material is for distribution only to, and is solely directed at, selected persons on the basis that those persons: (a) are eligible counterparties and professional clients of CGS-CIMB UK; (b) have professional experience in matters relating to investments falling within Article 19(5) of the Financial Services and Markets Act 2000 (Financial Promotion) Order 2005 (as amended, the “Order”), (c) fall within Article 49(2)(a) to (d) (“high net worth companies, unincorporated associations etc”) of the Order; (d) are outside the United Kingdom subject to relevant regulation in each jurisdiction, material(all such persons together being referred to as “relevant persons”). This material is directed only at relevant persons and must not be acted on or relied on by persons who are not relevant persons. Any investment or investment activity to which this material relates is available only to relevant persons and will be engaged in only with relevant persons.

Where this material is labelled as non-independent, it does not provide an impartial or objective assessment of the subject matter and does not constitute independent “research” (cannot remove research from here under the applicable rules of the Financial Conduct Authority in the UK. Consequently, any such non-independent material will not have been prepared in accordance with legal requirements designed to promote the independence of research (cannot remove research from here) and will not subject to any prohibition on dealing ahead of the dissemination of research. Any such non-independent material must be considered as a marketing communication.

United States: This research report is issued by VNDIRECT Securities Corporation and distributed in the United States of America by CGS-CIMB Securities (USA) Inc, a U.S. registered broker-dealer and a related company of CGS-CIMB Securities Sdn. Bhd. (formerly known as Jupiter Securities Sdn. Bhd.), CGS-CIMB Research Pte Ltd, PT CGS-CIMB Sekuritas Indonesia, CGS-CIMB Securities (Thailand) Co. Ltd, CGS-CIMB Securities (Hong Kong) Limited and CGS-CIMB Securities (India) Private Limited, and is distributed solely to persons who qualify as “U.S. Institutional Investors” as defined in Rule 15a-6 under the Securities and Exchange Act of 1934. This communication is only for Institutional Investors whose ordinary business activities involve investing in shares, bonds, and associated securities and/or derivative securities and who have professional experience in such investments. Any person who is not a U.S. Institutional Investor or Major Institutional Investor must not rely on this communication. The delivery of this research report to any person in the United States of America is not a recommendation to effect any transactions in the securities discussed herein, or an endorsement of any opinion expressed herein. CGS-CIMB Securities (USA) Inc, is a FINRA/SIPC member and takes responsibility for the content of this report. For further information or to place an order in any of the above-mentioned securities please contact a registered representative of CGS-CIMB Securities (USA) Inc.

CGS-CIMB Securities (USA) Inc. does not make a market on other securities mentioned in the report.

CGS-CIMB Securities (USA) Inc. has not managed or co-managed a public offering of any of the securities mentioned in the past 12 months.

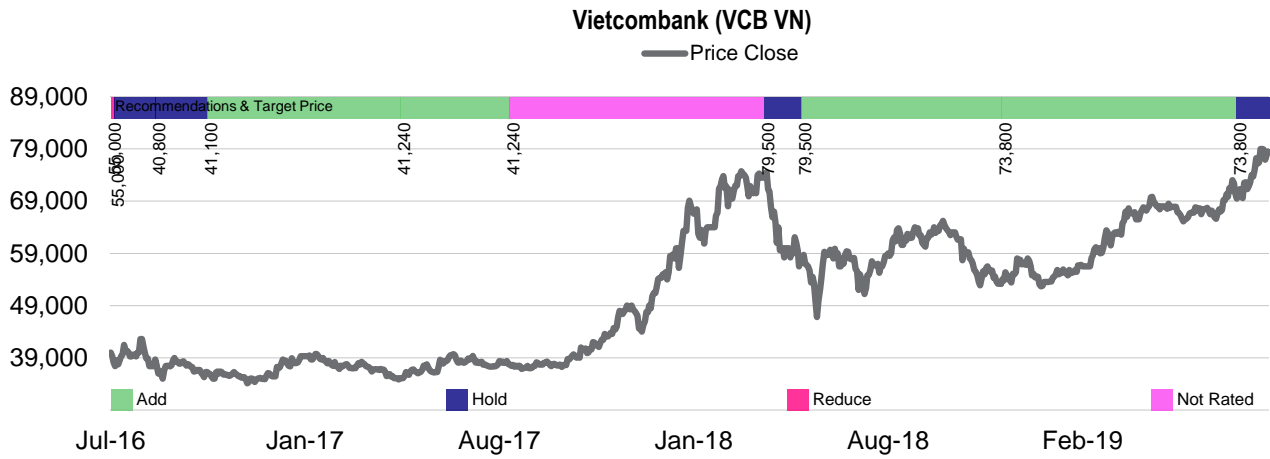
CGS-CIMB Securities (USA) Inc. has not received compensation for investment banking services from any of the company mentioned in the past 12 months.

CGS-CIMB Securities (USA) Inc. neither expects to receive nor intends to seek compensation for investment banking services from any of the company mentioned within the next 3 months.

Other jurisdictions: In any other jurisdictions, except if otherwise restricted by laws or regulations, this report is only for distribution to professional, institutional or sophisticated investors as defined in the laws and regulations of such jurisdictions.

Distribution of stock ratings and investment banking clients for quarter ended on 30 June 2019		
791 companies under coverage for quarter ended on 30 June 2019		
	Rating Distribution (%)	Investment Banking clients (%)
Add	57.9%	4.2%
Hold	26.5%	1.8%
Reduce	15.5%	0.4%

Spitzer Chart for stock being researched (2 year data)



Corporate Governance Report of Thai Listed Companies (CGR). CG Rating by the Thai Institute of Directors Association (Thai IOD) in 2018, Anti-Corruption 2018

ADVANC – Excellent, Certified, **AEONTS** – Good, n/a, **AH** – Very Good, n/a, **AMATA** – Excellent, Declared, **ANAN** – Excellent, Declared, **AOT** – Excellent, Declared, **AP** – Excellent, Certified, **ASP** – Very Good, Certified, **BANPU** – Excellent, Certified, **BAY** – Excellent, Certified, **BBL** – Very Good, Certified, **BCH** – Good, Certified, **BCP** - Excellent, Certified, **BCPG** – Excellent, Certified, **BEM** – Very Good, n/a, **BDMS** – Very Good, n/a, **BEAUTY** – Good, n/a, **BEC** – Very Good, n/a, , **BGRIM** – Very Good, Declared, **BH** - Good, n/a, **BJC** – Very Good, Declared, **BJCHI** – Very Good, Certified, **BLA** – Very Good, Certified, **BPP** – Very Good, Declared, **BR** - Good, Declared, **BTS** - Excellent, Certified, **CBG** – Very Good, n/a, **CCET** – Good, n/a, **CENTEL** – Very Good, Certified, **CHG** – Very Good, Declared, **CK** – Excellent, n/a, **COL** – Excellent, Declared, **CPALL** – Very Good, Certified, **CPF** – Excellent, Certified, **CPN** - Excellent, Certified, **DELTA** - Excellent, n/a, **DEMCO** – Excellent, Certified, **DDD** – Very Good, Declared, **DIF** – not available, n/a, **DREIT** – not available, n/a, **DTAC** – Excellent, Certified, **EA** – Excellent, n/a, **ECL** – Very Good, Certified, **EGCO** - Excellent, Certified, **EPG** – Very Good, n/a, **ERW** – Very Good, n/a, **GFPT** - Excellent, Certified, **GGC** – Excellent, Certified, **GLOBAL** – Very Good, n/a, **GLOW** – Very Good, Certified, **GPSC** – Excellent, Certified, **GULF** – Very Good, n/a, **GUNKUL** – Excellent, Certified, **HANA** - Excellent, Certified, **HMPRO** - Excellent, Certified, **HREIT** - Excellent, Certified **ICHI** – Excellent, Declared, **HUMAN** – not available, n/a, **III** – Good, n/a, **INTUCH** - Excellent, Certified, **IRPC** – Excellent, Certified, **ITD*** – Very Good, n/a, **IVL** - Excellent, Certified, **JASIF** – not available, n/a, **JWD** – Very Good, n/a, **KBANK** - Excellent, Certified, **KCE** - Excellent, Certified, **KKP** – Excellent, Certified, **KSL** – Excellent, Certified, **KTB** - Excellent, Certified, **KTC** – Excellent, Certified, **LH** - Very Good, n/a, **LPN** – Excellent, Certified, **M** – Very Good, Certified, **MACO** – Very Good, n/a, **MAJOR** – Very Good, n/a, **MAKRO** – Excellent, Declared, **MALEE** – Very Good, Certified, **MC** – Very Good, Certified, **MCOT** – Excellent, Certified, **MEGA** – Very Good, n/a, **MINT** - Excellent, Certified, **MTC** – Excellent, Declared, **NETBAY** – Good, n/a, **OSP** – not available, n/a, **PLANB** – Excellent, Declared, **PLAT** – Very Good, Certified, **PR9** – not available, n/a, **PSH** – Excellent, Certified, **PSTC** – Good, Certified, **PTT** - Excellent, Certified, **PTTEP** - Excellent, Certified, **PTTGC** - Excellent, Certified, **QH** – Excellent, Certified, **RATCH** – Excellent, Certified, **ROBINS** – Excellent, Certified, **RS** – Very Good, n/a, **RSP** – not available, n/a, **S** – Very Good, n/a, **SAMART** - Excellent, n/a, **SAPPE** – Very Good, Declared, **SAT** – Excellent, Certified, **SAWAD** – Very Good, n/a, **SC** – Excellent, Declared, **SCB** - Excellent, Certified, **SCC** – Excellent, Certified, **SCN** – Very Good, Certified, **SF** – Good, n/a, **SIRI** – Very Good, Certified, **SPA** - Good, n/a, **SPALI** - Excellent, n/a, **SPRC** – Excellent, Certified, **STA** – Very Good, Certified, **STEC** – Excellent, n/a, **SVI** – Excellent, Certified, **SYNEX** – Very Good, Declared, **TASCO** – Excellent, Certified, **TCAP** – Excellent, Certified, **THANI** – Excellent, Certified, **TIPCO** – Very Good, Certified, **TISCO** - Excellent, Certified, **TKN** – Very Good, Declared, **TMB** - Excellent, Certified, **TNR** – Very Good, Declared, **TOP** - Excellent, Certified, **TPCH** – Good, n/a, **TPIPP** – Good, n/a, **TRUE** – Excellent, Certified, **TU** – Excellent, Certified, **TVO** – Very Good, Declared, **UNIQ** – Good, n/a, **VGI** – Excellent, Certified, **WHA** – Excellent, Certified, **WHART** – not available, n/a, **WICE** – Very Good, Certified, **WORK** – Good, n/a.

Companies participating in Thailand's Private Sector Collective Action Coalition Against Corruption programme (Thai CAC) under Thai Institute of Directors (as of August 31, 2018) are categorized into:

- Companies that have declared their intention to join CAC, and
- Companies certified by CAC

* The company, its director or management had been reportedly accused for breaching proper corporate governance such as violation of the SEC's regulations or charged with corruption.

RECOMMENDATION FRAMEWORK

Stock Ratings

Definition:

Add	The stock's total return is expected to reach 15% or higher over the next 12 months.
Hold	The stock's total return is expected to be between negative 10% and positive 15% over the next 12 months.
Reduce	The stock's total return is expected to fall below negative 10% over the next 12 months.

The total expected return of a stock is defined as the sum of the: (i) percentage difference between the target price and the current price and (ii) the forward net dividend yields of the stock. Stock price targets have an investment horizon of 12 months.

Sector Ratings

Definition:

Overweight	An Overweight rating means stocks in the sector have, on a market cap-weighted basis, a positive absolute recommendation.
Neutral	A Neutral rating means stocks in the sector have, on a market cap-weighted basis, a neutral absolute recommendation.
Underweight	An Underweight rating means stocks in the sector have, on a market cap-weighted basis, a negative absolute recommendation.

Country Ratings

Definition:

Overweight	An Overweight rating means investors should be positioned with an above-market weight in this country relative to benchmark.
Neutral	A Neutral rating means investors should be positioned with a neutral weight in this country relative to benchmark.
Underweight	An Underweight rating means investors should be positioned with a below-market weight in this country relative to benchmark.

Hien Tran Khanh – Deputy Head of Research

Email: hien.trankhanh@vndirect.com.vn

Thuy Le Minh – AnalystEmail: thuy.leminh@vndirect.com.vn**VNDIRECT Securities Corporation**

1 Nguyen Thuong Hien Str – Hai Ba Trung Dist – Ha Noi | Tel: +84 2439724568

Email: research@vndirect.com.vn | Website: <https://vndirect.com.vn>