


QUANG NGAI SUGAR JSC (QNS) – EARNINGS UPDATE

Market Price VND42,000	Target Price VND53,200	Dividend Yield 1.2%	Rating ADD	Sector CONSUMER GOODS
----------------------------------	----------------------------------	-------------------------------	----------------------	---------------------------------


Outlook – Short term



Outlook – Long term



Valuation



6 May 2019

Nguyen Tien Duc

duc.nguyentien2@vndirect.com.vn

A mixed showing with favorable top line but weak bottom line.

1Q19 top-line performance exceeded our expectations. QNS posted 1Q19 net revenue of VND2,000bn (+25.2% yoy), fulfilling 24.9% of our full year forecast, driven by strong performance of all facets: sugar (+30.5% yoy), soymilk (+20.7% yoy), and other businesses (+26.2% yoy). It should be noted that Q1 is the low season of QNS, normally contributing about 20-23% to the whole year revenue, thus, 1Q19 revenue was above our forecast.

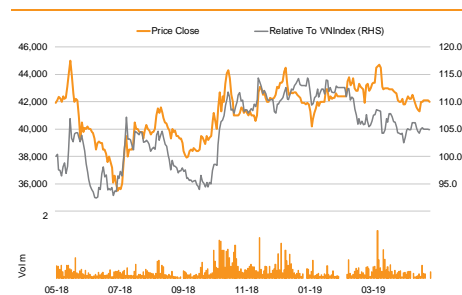
Lower input price boosted soymilk gross margin. 1Q19 global soybean ASP decreased 14.1% yoy amid trade tension between U.S-China, which helped soymilk GM expanding by 5.4% pts.

However sugar business was hurt by gross margin compression. 1Q19 GPM of sugar segment shrank by 11.4% pts due to lower average selling price (-11.7% yoy) and higher depreciation expense (+87.0% yoy). QNS tends to book depreciation corresponding to manufacturing season of sugar factories, normally lasting from Jan to Jun every year. This year, QNS' sugar factories operated from Jan to Apr due to shortage of material caused by drought-induced lower sugarcane productivity, thus FY19 depreciation expense of sugar business was largely allocated in 1Q.

SG&A expense spike and blended gross margin compression dampened earnings. The mixed performance of sugar and soymilk segment drove blended GM to contract 1.9% pts to 23.6% in 1Q19. SG&A expenses increased 34.7% yoy, outpacing sale growth due to higher advertisement expense and increasing transportation cost. In addition, effective tax rate inched up 8.1 % pts to 18.2% as tax incentive period of Bac Ninh soymilk plant ended. Consequently, QNS reported its net profit of VND154bn (-18.1 yoy).

So far the refined extra (RE) sugar factory construction costs 26% of planned budget. We believe the project construction is on track, which is expected to commence trial run in 4Q19, then start contributing to QNS' revenue since 1Q20.

Price performance



Source: VNDIRECT

Key statistics

52w high (VND)	45,000
52w low (VND)	35,500
3m Avg daily volume (shares)	284,434
3m Avg daily value (VNDmn)	12,251
Market cap (VNDbn)	12,283
Outstanding shares (m)	253.0
Free float (%)	80.0
TTM P/E (x)	8.9
Current P/B (x)	2.1

Ownership

Thanh Phat Trading Ltd.	15.8%
Foremost Worldwide Limited	5.2%
Vo Thanh Dang	5.0%
Others	74.0%

Source: VNDIRECT

Financial summary (VND)	12-16A	12-17A	12-18A	12-19E
Net revenue (bn)	6,972	7,633	8,029	8,608
Revenue growth	(10.4%)	9.5%	5.2%	7.2%
Gross margin	32.6%	26.2%	29.7%	30.5%
EBITDA margin	27.8%	21.3%	24.7%	24.3%
Net profit (bn)	1,410	1,027	1,238	1,394
Net profit growth	14.6%	(27.2%)	20.6%	12.6%
FD EPS	5,572	4,058	4,893	5,510
BVPS	15,459	17,714	21,146	24,922
ROAE	36.8%	21.7%	22.7%	22.9%

Source: VNDIRECT

Figure 1: Result comparison

VNDbn	1Q18	1Q19	%yoy	% vs our FY19F forecast	Comment
			chg		
Revenue	1.597	2.000	25,2%	24,9%	
+Sugar	484	632	30,5%	28,1%	
++Sales vol (tonnes)	40.889	59.589	45,7%	29,2%	
++ASP (VND/kg)	11.840	10.600	-11,7%	-3,9%	ASP was lower due to global and regional sugar price trend
+Soymilk	659	795	20,7%	20,6%	Sale volume of soymilk increased inline with better performance of major FMCG companies in 1Q19. (Note that both VNM and SAB reported high revenue growth rate of 8.8% yoy and 19.6% yoy respectively in the same period)
+Other	454	573	26,2%	29,9%	- Beer, bottled water, confectionery sales grew inline with other FMCG companies as above. - Biomass energy plant ran at full capacity brought higher revenue (VND78bn in 1Q19 compared with VND15bn same period last year)
Gross profit	407	472	17,4%	19,8%	
GPM	25,5%	23,6%	-1,9% pts	-6,1% pts	
+Sugar GPM	15,7%	4,4%	-11,4% pts	-7,9% pts	QNS tends to book depreciation corresponding to manufacturing season of sugar factories, normally lasting from Jan to June every year. This year, QNS' sugar factories operated from Jan to Apr due to shortage of material caused by drought-induced lower sugarcane productivity, thus FY19 depreciation expense of sugar business was largely allocated in 1Q.
+Soymilk GPM	37,6%	43,0%	5,4% pts	-0,6% pts	1Q19 average soybean price decreased 14.6% yoy due to global price trend, caused by unsolved trade conflict between The U.S (world's largest soybean exporter) and China (world's biggest soybean importer)
+Other GPM	18,3%	21,8%	3,6% pts	-0,1% pts	
SG&A	216	291	34,9%	28,2%	
SG&A as % of revenue	13,5%	14,6%	1,0% pts	1,7% pts	- Advertisement and promotion (A&P) expense as % of revenue rose 1.7% pts yoy to 5.8% in 1Q19. - Transportation spending as % revenue increase 0.4% pts yoy to 2.4% in 1Q19
EBITDA	333	461	38,5%	24,7%	
EBITDA margin	21%	23%	2,2% pts	-0,2%	
Pre-tax profit	209	189	-9,9%	13,5%	
EBT margin	13%	9%	-3,7% pts	-8,0% pts	
NPAT	188	154	-18,1%	12,5%	
Net margin	11,8%	7,7%	-4,1% pts	-7,7% pts	Effective CIT rate increase by 8.1% pts as Bac Ninh soymilk plant's tax incentive period ended.

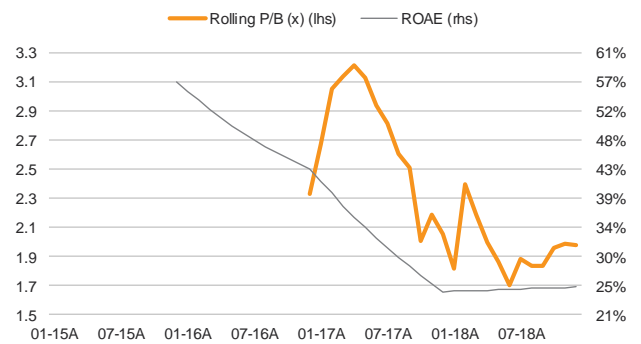
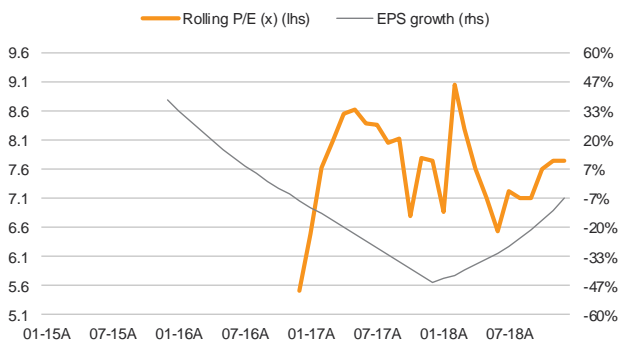
Source: VNDIRECT

Figure 2: Peer comparison (Data as of 02 May 2019)

Peers	Market	Market cap (US\$ m)	TTM NPAT growth (%)	TTM EPS growth (%)	ROA (%)	ROE (%)	D/E (x)	TTM P/E (x)	TTM P/B (x)
Beverage									
VNM	Vietnam	9,734.8	2.5%	2.5%	26.9%	35.7%	0.1x	21.9x	7.8x
SAB	Vietnam	6,720.3	-8.9%	-8.9%	18.6%	24.8%	0.0x	36.5x	9.1x
VCF	Vietnam	208.0	7.7%	7.7%	28.0%	39.7%	0.3x	8.1x	3.2x
SKV	Vietnam	23.4	22.2%	22.2%	15.0%	25.8%	0.3x	6.7x	1.7x
Average		5,554.4	0.5%	0.5%	24.5%	33.4%	0.1x	18.3x	6.7x
Sugar									
SBT	Vietnam	413.2	4.6%	4.6%	2.6%	7.3%	1.5x	21.2x	1.5x
SLS	Vietnam	16.8	-59.1%	-59.1%	4.4%	11.8%	1.2x	6.9x	0.8x
KTS	Vietnam	3.8	20.1%	20.1%	2.5%	6.3%	1.4x	8.8x	0.6x
Average		215.0	-27.3%	-27.3%	3.5%	9.5%	1.3x	12.3x	1.2x
QNS	Vietnam	521.0	20.6%	20.6%	14.6%	23.5%	0.6x	8.9x	2.1x

Source: VNDIRECT, FiinPro

Valuation



(VNDbn)	12-17A	12-18A	12-19E
Net revenue	7,633	8,029	8,608
Cost of sales	(5,637)	(5,645)	(5,979)
Gen & admin expenses	(146)	(240)	(257)
Selling expenses	(697)	(792)	(849)
Operating profit	1,153	1,352	1,523
Operating EBITDA	1,567	1,844	2,038
Depreciation and amortisation	(414)	(493)	(515)
Operating EBIT	1,153	1,352	1,523
Interest income	38	87	80
Financial expense	(78)	(96)	(87)
Net other income	26	57	61
Income from associates & JVs	0	0	0
Pre-tax profit	1,138	1,400	1,577
Tax expense	(112)	(162)	(182)
Minority interest	0	0	0
Net profit	1,027	1,238	1,394
Adj. net profit to ordinary	1,027	1,238	1,394
Ordinary dividends	(366)	(367)	(439)
Retained earnings	661	871	955

(VNDbn)	12-17A	12-18A	12-19E
Cash and equivalents	528	418	1,043
Short term investments	751	1,699	1,249
Accounts receivables	289	468	698
Inventories	320	589	674
Other current assets	19	8	20
Total current assets	1,907	3,182	3,684
Fixed assets	4,852	4,601	5,001
Total investments	0	1	0
Other long-term assets	240	221	323
Total assets	6,999	8,006	9,009
Short-term debt	1,404	1,727	1,767
Accounts payable	540	446	386
Other current liabilities	401	455	517
Total current liabilities	2,345	2,628	2,669
Total long-term debt	145	0	0
Other liabilities	27	28	34
Share capital	2,438	2,926	2,926
Retained earnings reserve	2,135	2,465	3,362
Shareholders' equity	4,482	5,350	6,306
Minority interest	0	0	0
Total liabilities & equity	6,999	8,006	9,009

(VNDbn)	12-17A	12-18A	12-19E
Pretax profit	1,138	1,400	1,577
Depreciation & amortisation	414	493	515
Tax paid	(116)	(138)	(182)
Other adjustments	57	31	53
Change in working capital	131	(246)	(279)
Cash flow from operations	1,625	1,539	1,684
Capex	(874)	(566)	(950)
Proceeds from assets sales	0	0	0
Others	(196)	(948)	450
Other non-current assets changes	19	57	(102)
Cash flow from investing activities	(1,051)	(1,457)	(602)
New share issuance	(0)	(0)	0
Shares buyback	0	0	0
Net borrowings	222	389	40
Other financing cash flow	(64)	(252)	(58)
Dividends paid	(339)	(328)	(439)
Cash flow from financing activities	(182)	(191)	(457)
Cash and equivalents at beginning of period	137	528	418
Total cash generated	391	(110)	625
Cash and equivalents at the end of period	528	418	1,043

Key ratios

	12-17A	12-18A	12-19E
Dupont			
Net profit margin	13.5%	15.4%	16.2%
Asset turnover	1.16	1.07	1.01
ROAA	15.6%	16.5%	16.4%
Avg assets/avg equity	1.56	1.53	1.46
ROAE	24.5%	25.2%	23.9%
Efficiency			
Days account receivable	1.04	3.91	7.68
Days inventory	20.7	38.1	41.1
Days creditor	34.9	28.8	23.5
Fixed asset turnover	1.70	1.70	1.79
ROIC	17.0%	17.5%	17.3%
Liquidity			
Current ratio	0.81	1.21	1.38
Quick ratio	0.68	0.99	1.13
Cash ratio	0.55	0.81	0.86
Cash cycle	(13.2)	13.2	25.3
Growth rate (yoy)			
Revenue growth	9.5%	5.2%	7.2%
Operating profit growth	(24.0%)	17.2%	12.7%
Net profit growth	(27.2%)	20.6%	12.6%
EPS growth	(27.2%)	20.6%	12.6%
Share value			
FD EPS (VND)	4,058	4,893	5,510
BVPS (VND)	21,836	21,146	24,922

Source: VNDIRECT

DISCLAIMER

The content of this report (including the views and opinions expressed therein, and the information comprised therein) has been prepared by and belongs to VNDIRECT Securities Corporation, and is distributed by CGS-CIMB or CIMB Investment Bank Berhad ("CIMB"), as the case may be, pursuant to an arrangement between VNDIRECT Securities Corporation and CGS-CIMB. VNDIRECT Securities Corporation is not an affiliate of CGS-CIMB or CIMB.

This report is not directed to, or intended for distribution to or use by, any person or entity who is a citizen or resident of or located in any locality, state, country or other jurisdiction where such distribution, publication, availability or use would be contrary to law or regulation.

By accepting this report, the recipient hereof represents and warrants that he is entitled to receive such report in accordance with the restrictions set forth below and agrees to be bound by the limitations contained herein (including the "Restrictions on Distributions" set out below). Any failure to comply with these limitations may constitute a violation of law. This publication is being supplied to you strictly on the basis that it will remain confidential. No part of this report may be (i) copied, photocopied, duplicated, stored or reproduced in any form by any means or (ii) redistributed or passed on, directly or indirectly, to any other person in whole or in part, for any purpose without the prior written consent of CGS-CIMB or CIMB, as the case may be.

The information contained in this research report is prepared from data believed to be correct and reliable at the time of issue of this report. VNDIRECT Securities Corporation may or may not issue regular reports on the subject matter of this report at any frequency and may cease to do so or change the periodicity of reports at any time. None of VNDIRECT Securities Corporation, CGS-CIMB or CIMB is under any obligation to update this report in the event of a material change to the information contained in this report. None of VNDIRECT Securities Corporation, CGS-CIMB or CIMB has any and will accept any, obligation to (i) check or ensure that the contents of this report remain current, reliable or relevant, (ii) ensure that the content of this report constitutes all the information a prospective investor may require, (iii) ensure the adequacy, accuracy, completeness, reliability or fairness of any views, opinions and information, and accordingly, VNDIRECT Securities Corporation, CGS-CIMB and CIMB and their respective affiliates and related persons including China Galaxy International Financial Holdings Limited ("CGIFHL") and CIMB Group Sdn. Bhd. ("CIMBG") and their respective related corporations (and their respective directors, associates, connected persons and/or employees) shall not be liable in any manner whatsoever for any consequences (including but not limited to any direct, indirect or consequential losses, loss of profits and damages) of any reliance thereon or usage thereof. In particular, VNDIRECT Securities Corporation, CGS-CIMB and CIMB disclaim all responsibility and liability for the views and opinions set out in this report.

Unless otherwise specified, this report is based upon reasonable sources. Such sources will, unless otherwise specified, for market data, be market data and prices available from the main stock exchange or market where the relevant security is listed, or, where appropriate, any other market. Information on the accounts and business of company(ies) will generally be based on published statements of the company(ies), information disseminated by regulatory information services, other publicly available information and information resulting from our research. Whilst every effort is made to ensure that statements of facts made in this report are accurate, all estimates, projections, forecasts, expressions of opinion and other subjective judgments contained in this report are based on assumptions considered to be reasonable as of the date of the document in which they are contained and must not be construed as a representation that the matters referred to therein will occur. Past performance is not a reliable indicator of future performance. The value of investments may go down as well as up and those investing may, depending on the investments in question, lose more than the initial investment. No report shall constitute an offer or an invitation by or on behalf of CGS-CIMB, CIMB, or VNDIRECT Securities Corporation, or their respective affiliates (including CGIFHL, CIMBG and their respective related corporations) to any person to buy or sell any investments.

CGS-CIMB, CIMB and/or VNDIRECT Securities Corporation and/or their respective affiliates and related corporations (including CGIFHL, CIMBG and their respective related corporations), their respective directors, associates, connected parties and/or employees may own or have positions in securities of the company(ies) covered in this research report or any securities related thereto and may from time to time add to or dispose of, or may be materially interested in, any such securities. Further, CGS-CIMB, CIMB and/or VNDIRECT Securities Corporation, and/or their respective affiliates and their respective related corporations (including CGIFHL, CIMBG and their respective related corporations) do and seek to do business with the company(ies) covered in this research report and may from time to time act as market maker or have assumed an underwriting commitment in securities of such company(ies), may sell them to or buy them from customers on a principal basis and may also perform or seek to perform significant investment banking, advisory, underwriting or placement services for or relating to such company(ies) as well as solicit such investment, advisory or other services from any entity mentioned in this report.

CGS-CIMB, CIMB and/or VNDIRECT Securities Corporation and/or their respective affiliates (including CGIFHL, CIMBG and their respective related corporations) may enter into an agreement with the company(ies) covered in this report relating to the production of research reports. CGS-CIMB, CIMB and/or VNDIRECT Securities Corporation may disclose the contents of this report to the company(ies) covered by it and may have amended the contents of this report following such disclosure.

The analyst responsible for the production of this report hereby certifies that the views expressed herein accurately and exclusively reflect his or her personal views and opinions about any and all of the issuers or securities analysed in this report and were prepared independently and autonomously. No part of the compensation of the analyst(s) was, is, or will be directly or indirectly related to the inclusion of specific recommendations(s) or view(s) in this report. The analyst(s) who prepared this research report is prohibited from receiving any compensation, incentive or bonus based on specific investment banking transactions or for providing a specific recommendation for, or view of, a particular company. Information barriers and other arrangements may be established where necessary to prevent conflicts of interests arising. However, the analyst(s) may receive compensation that is based on his/their coverage of company(ies) in the performance of his/their duties or the performance of his/their recommendations and the research personnel involved in the preparation of this report may also participate in the solicitation of the businesses as described above. In reviewing this research report, an investor should be aware that any or all of the foregoing, among other things, may give rise to real or potential conflicts of interest. Additional information is, subject to the duties of confidentiality,

available on request.

The term “VNDIRECT Securities Corporation” shall, unless the context otherwise requires, mean VNDIRECT Securities Corporation and its affiliates, subsidiaries and related companies. The term “CGS-CIMB” shall denote, where appropriate, the relevant entity distributing or disseminating the report in the particular jurisdiction referenced below, or, in every other case except as otherwise stated herein, CIMB Securities International Pte. Ltd. and its affiliates, subsidiaries and related corporations.

CGS-CIMB

Country	CGS-CIMB Entity	Regulated by
Hong Kong	CGS-CIMB Securities Limited	Securities and Futures Commission Hong Kong
India	CGS-CIMB Securities (India) Private Limited	Securities and Exchange Board of India (SEBI)
Indonesia	PT CGS-CIMB Sekuritas Indonesia	Financial Services Authority of Indonesia
Singapore	CGS-CIMB Research Pte. Ltd.	Monetary Authority of Singapore
South Korea	CGS-CIMB Securities Limited, Korea Branch	Financial Services Commission and Financial Supervisory Service
Thailand	CGS-CIMB Securities (Thailand) Co. Ltd.	Securities and Exchange Commission Thailand

CIMB

Country	CIMB Entity	Regulated by
Malaysia	CIMB Investment Bank Berhad	Securities Commission Malaysia

(i) As of 06 May 2019 VNDIRECT Securities Corporation has a proprietary position in the securities (which may include but not limited to shares, warrants, call warrants and/or any other derivatives) in the following company or companies covered or recommended in this report:

(a) -

(ii) As of 06 May 2019, the analyst(s) who prepared this report, and the associate(s), has / have an interest in the securities (which may include but not limited to shares, warrants, call warrants and/or any other derivatives) in the following company or companies covered or recommended in this report:

(a) -

This report does not purport to contain all the information that a prospective investor may require. CGS-CIMB, and VNDIRECT Securities Corporation and their respective affiliates (including CGIFHL, CIMBG and their related corporations) do not make any guarantee, representation or warranty, express or implied, as to the adequacy, accuracy, completeness, reliability or fairness of any such information and opinion contained in this report. None of CGS-CIMB, CIMB and VNDIRECT Securities Corporation and their respective affiliates nor their related persons (including CGIFHL, CIMBG and their related corporations) shall be liable in any manner whatsoever for any consequences (including but not limited to any direct, indirect or consequential losses, loss of profits and damages) of any reliance thereon or usage thereof. This report is general in nature and has been prepared for information purposes only. It is intended for circulation amongst CGS-CIMB's, CIMB's and their respective affiliates' (including CGIFHL's, CIMBG's and their respective related corporations') clients generally and does not have regard to the specific investment objectives, financial situation and the particular needs of any specific person who may receive this report. The information and opinions in this report are not and should not be construed or considered as an offer, recommendation or solicitation to buy or sell the subject securities, related investments or other financial instruments or any derivative instrument, or any rights pertaining thereto.

Investors are advised to make their own independent evaluation of the information contained in this research report, consider their own individual investment objectives, financial situation and particular needs and consult their own professional and financial advisers as to the legal, business, financial, tax and other aspects before participating in any transaction in respect of the securities of company(ies) covered in this research report. The securities of such company(ies) may not be eligible for sale in all jurisdictions or to all categories of investors.

Australia: Despite anything in this report to the contrary, this research is provided in Australia by CGS-CIMB Securities (Singapore) Pte. Ltd. and CGS-CIMB Securities (Hong Kong) Limited. This research is only available in Australia to persons who are “wholesale clients” (within the meaning of the Corporations Act 2001 (Cth) and is supplied solely for the use of such wholesale clients and shall not be distributed or passed on to any other person. You represent and warrant that if you are in Australia, you are a “wholesale client”. This research is of a general nature only and has been prepared without taking into account the objectives, financial situation or needs of the individual recipient. CGS-CIMB Securities (Singapore) Pte. Ltd. and CGS-CIMB Securities (Hong Kong) Limited do not hold, and are not required to hold an Australian financial services license. CGS-CIMB Securities (Singapore) Pte. Ltd. and CGS-CIMB Securities (Hong Kong) Limited rely on “passporting” exemptions for entities appropriately licensed by the Monetary Authority of Singapore (under ASIC Class Order 03/1102) and the Securities and Futures Commission in Hong Kong (under ASIC Class Order 03/1103).

Canada: This research report has not been prepared in accordance with the disclosure requirements of Dealer Member Rule 3400 – Research Restrictions and Disclosure Requirements of the Investment Industry Regulatory Organization of Canada. For any research report distributed by CIBC, further disclosures related to CIBC conflicts of interest can be found at <https://researchcentral.cibcwm.com>.

China: For the purpose of this report, the People's Republic of China (“PRC”) does not include the Hong Kong Special Administrative Region, the Macau Special Administrative Region or Taiwan. The distributor of this report has not been approved or licensed by the China Securities Regulatory Commission or any other relevant regulatory authority or governmental agency in the PRC. This report contains only marketing

information. The distribution of this report is not an offer to buy or sell to any person within or outside PRC or a solicitation to any person within or outside of PRC to buy or sell any instruments described herein. This report is being issued outside the PRC to a limited number of institutional investors and may not be provided to any person other than the original recipient and may not be reproduced or used for any other purpose.

France: Only qualified investors within the meaning of French law shall have access to this report. This report shall not be considered as an offer to subscribe to, or used in connection with, any offer for subscription or sale or marketing or direct or indirect distribution of financial instruments and it is not intended as a solicitation for the purchase of any financial instrument.

Germany: This report is only directed at persons who are professional investors as defined in sec 31a(2) of the German Securities Trading Act (WpHG). This publication constitutes research of a non-binding nature on the market situation and the investment instruments cited here at the time of the publication of the information.

The current prices/yields in this issue are based upon closing prices from Bloomberg as of the day preceding publication. Please note that neither the German Federal Financial Supervisory Agency (BaFin), nor any other supervisory authority exercises any control over the content of this report.

Hong Kong: This report is issued and distributed in Hong Kong by CGS-CIMB Securities (Hong Kong) Limited ("CHK") which is licensed in Hong Kong by the Securities and Futures Commission for Type 1 (dealing in securities), Type 4 (advising on securities) and Type 6 (advising on corporate finance) activities. Any investors wishing to purchase or otherwise deal in the securities covered in this report should contact the Head of Sales at CGS-CIMB Securities (Hong Kong) Limited. The views and opinions in this research report are of VNDIRECT Securities Corporation as of the date hereof and are subject to change. If the Financial Services and Markets Act of the United Kingdom or the rules of the Financial Conduct Authority apply to a recipient, our obligations owed to such recipient therein are unaffected. CHK has no obligation to update its opinion or the information in this research report.

This publication is strictly confidential and is for private circulation only to clients of CHK.

CHK does not make a market on other securities mentioned in the report.

India: This report is issued and distributed in India by CGS-CIMB Securities (India) Private Limited ("CIMB India") which is registered with the National Stock Exchange of India Limited and BSE Limited as a trading and clearing member under the Securities and Exchange Board of India (Stock Brokers and Sub-Brokers) Regulations, 1992. In accordance with the provisions of Regulation 4(g) of the Securities and Exchange Board of India (Investment Advisers) Regulations, 2013, CGS-CIMB India is not required to seek registration with the Securities and Exchange Board of India ("SEBI") as an Investment Adviser. CGS-CIMB India is registered with SEBI as a Research Analyst pursuant to the SEBI (Research Analysts) Regulations, 2014 ("Regulations").

This report does not take into account the particular investment objectives, financial situations, or needs of the recipients. It is not intended for and does not deal with prohibitions on investment due to law/jurisdiction issues etc. which may exist for certain persons/entities. Recipients should rely on their own investigations and take their own professional advice before investment.

The report is not a "prospectus" as defined under Indian Law, including the Companies Act, 2013, and is not, and shall not be, approved by, or filed or registered with, any Indian regulator, including any Registrar of Companies in India, SEBI, any Indian stock exchange, or the Reserve Bank of India. No offer, or invitation to offer, or solicitation of subscription with respect to any such securities listed or proposed to be listed in India is being made, or intended to be made, to the public, or to any member or section of the public in India, through or pursuant to this report.

The research analysts, strategists or economists principally responsible for the preparation of this research report are segregated from the other activities of CGS-CIMB India and they have received compensation based upon various factors, including quality, accuracy and value of research, firm profitability or revenues, client feedback and competitive factors. Research analysts', strategists' or economists' compensation is not linked to investment banking or capital markets transactions performed or proposed to be performed by CGS-CIMB India or its affiliates. CIMB India has not received any compensation from the companies mentioned in the report in the past 12 months.

Indonesia: This report is issued and distributed by PT CGS-CIMB Sekuritas Indonesia ("CGS-CIMB Indonesia"). The views and opinions in this research report are our own as of the date hereof and are subject to change. CGS-CIMB Indonesia has no obligation to update its opinion or the information in this research report. Neither this report nor any copy hereof may be distributed in Indonesia or to any Indonesian citizens wherever they are domiciled or to Indonesian residents except in compliance with applicable Indonesian capital market laws and regulations.

This research report is not an offer of securities in Indonesia. The securities referred to in this research report have not been registered with the Financial Services Authority (Otoritas Jasa Keuangan) pursuant to relevant capital market laws and regulations, and may not be offered or sold within the territory of the Republic of Indonesia or to Indonesian citizens through a public offering or in circumstances which constitute an offer within the meaning of the Indonesian capital market law and regulations.

Ireland: CGS-CIMB is not an investment firm authorised in the Republic of Ireland and no part of this document should be construed as CGS-CIMB acting as, or otherwise claiming or representing to be, an investment firm authorised in the Republic of Ireland.

Malaysia: This report is distributed by CIMB solely for the benefit of and for the exclusive use of our clients. CIMB has no obligation to update, revise or reaffirm its opinion or the information in this research reports after the date of this report.

New Zealand: In New Zealand, this report is for distribution only to persons who are wholesale clients pursuant to section 5C of the Financial Advisers Act 2008.

Singapore: This report is issued and distributed by CGS-CIMB Research Pte Ltd ("CGS-CIMBR"). CGS-CIMBR is a financial adviser licensed under the Financial Advisers Act, Cap 110 ("FAA") for advising on investment products, by issuing or promulgating research analyses or research reports, whether in electronic, print or other form. Accordingly CGS-CIMBR is a subject to the applicable rules under the FAA unless it is able to avail itself to any prescribed exemptions.

Recipients of this report are to contact CGS-CIMB Research Pte Ltd, 50 Raffles Place, #16-02 Singapore Land Tower, Singapore in respect of any matters arising from, or in connection with this report. CGS-CIMBR has no obligation to update its opinion or the information in this

research report. This publication is strictly confidential and is for private circulation only. If you have not been sent this report by CGS-CIMBR directly, you may not rely, use or disclose to anyone else this report or its contents.

If the recipient of this research report is not an accredited investor, expert investor or institutional investor, CGS-CIMBR accepts legal responsibility for the contents of the report without any disclaimer limiting or otherwise curtailing such legal responsibility. If the recipient is an accredited investor, expert investor or institutional investor, the recipient is deemed to acknowledge that CGS-CIMBR is exempt from certain requirements under the FAA and its attendant regulations, and as such, is exempt from complying with the following : (a) Section 25 of the FAA (obligation to disclose product information);

(b) Section 27 (duty not to make recommendation with respect to any investment product without having a reasonable basis where you may be reasonably expected to rely on the recommendation) of the FAA;

(c) MAS Notice on Information to Clients and Product Information Disclosure [Notice No. FAA-N03];

(d) MAS Notice on Recommendation on Investment Products [Notice No. FAA-N16];

(e) Section 36 (obligation on disclosure of interest in securities), and

(f) any other laws, regulations, notices, directive, guidelines, circulars and practice notes which are relates to the above, to the extent permitted by applicable laws, as may be amended from time to time, and any other laws, regulations, notices, directive, guidelines, circulars, and practice notes as we may notify you from time to time. In addition, the recipient who is an accredited investor, expert investor or institutional investor acknowledges that a CGS-CIMBR is exempt from Section 27 of the FAA, the recipient will also not be able to file a civil claim against CGS-CIMBR for any loss or damage arising from the recipient's reliance on any recommendation made by CGS-CIMBR which would otherwise be a right that is available to the recipient under Section 27 of the FAA, the recipient will also not be able to file a civil claim against CGS-CIMBR for any loss or damage arising from the recipient's reliance on any recommendation made by CGS-CIMBR which would otherwise be a right that is available to the recipient under Section 27 of the FAA.

CGS-CIMBR, its affiliates and related corporations, their directors, associates, connected parties and/or employees may own or have positions in securities of the company(ies) covered in this research report or any securities related thereto and may from time to time add to or dispose of, or may be materially interested in, any such securities. Further, CGS-CIMBR, its affiliates and its related corporations do and seek to do business with the company(ies) covered in this research report and may from time to time act as market maker or have assumed an underwriting commitment in securities of such company(ies), may sell them to or buy them from customers on a principal basis and may also perform or seek to perform significant investment banking, advisory, underwriting or placement services for or relating to such company(ies) as well as solicit such investment, advisory or other services from any entity mentioned in this report.

As of 06 May 2019,, CIMBR does not have a proprietary position in the recommended securities in this report.

CGS-CIMBR does not make a market on the securities mentioned in the report.

South Korea: This report is issued and distributed in South Korea by CGS-CIMB Securities (Hong Kong) Limited, Korea Branch ("CGS-CIMB Korea") which is licensed as a cash equity broker, and regulated by the Financial Services Commission and Financial Supervisory Service of Korea. In South Korea, this report is for distribution only to professional investors under Article 9(5) of the Financial Investment Services and Capital Market Act of Korea ("FSCMA").

Spain: This document is a research report and it is addressed to institutional investors only. The research report is of a general nature and not personalised and does not constitute investment advice so, as the case may be, the recipient must seek proper advice before adopting any investment decision. This document does not constitute a public offering of securities.

CGS-CIMB is not registered with the Spanish Comision Nacional del Mercado de Valores to provide investment services.

Sweden: This report contains only marketing information and has not been approved by the Swedish Financial Supervisory Authority. The distribution of this report is not an offer to sell to any person in Sweden or a solicitation to any person in Sweden to buy any instruments described herein and may not be forwarded to the public in Sweden.

Switzerland: This report has not been prepared in accordance with the recognized self-regulatory minimal standards for research reports of banks issued by the Swiss Bankers' Association (Directives on the Independence of Financial Research).

Thailand: This report is issued and distributed by CGS-CIMB Securities (Thailand) Co. Ltd. ("CGS-CIMB Thailand") based upon sources believed to be reliable (but their accuracy, completeness or correctness is not guaranteed). The statements or expressions of opinion herein were arrived at after due and careful consideration for use as information for investment. Such opinions are subject to change without notice and CGS-CIMB Thailand has no obligation to update its opinion or the information in this research report.

CGS-CIMB Thailand may act or acts as Market Maker, and issuer and offerer of Derivative Warrants and Structured Note which may have the following securities as its underlying securities. Investors should carefully read and study the details of the derivative warrants in the prospectus before making investment decisions.

AAV, ADVANC, AMATA, ANAN, AOT, AP, BA, BANPU, BBL, BCH, BCP, BCPG, BDMS, BEAUTY, BEC, BEM, BJC, BH, BIG, BLA, BLAND, BPP, BTS, CBG, CENTEL, CHG, CK, CKP, COM7, CPALL, CPF, CPN, DELTA, DTAC, EA, EGCO, EPG, GFPT, GLOBAL, GLOW, GPSC, GUNKUL, HMPRO, INTUCH, IRPC, ITD, IVL, KBANK, KCE, KKP, KTB, KTC, LH, LHBANK, LPN, MAJOR, MALEE, MEGA, MINT, MONO, MTLs, PLANB, PSH, PTL, PTG, PTT, PTTEP, PTTGC, QH, RATCH, ROBINS, S, SAWAD, SCB, SCC, SCCC, SIRI, SPALI, SPRC, STEC, STPI, SUPER, TASCO, TCAP, THAI, THANI, THCOM, TISCO, TKN, TMB, TOP, TPIPL, TRUE, TTA, TU, TVO, UNIQ, VGI, WHA, WORK.

Corporate Governance Report:

The disclosure of the survey result of the Thai Institute of Directors Association ("IOD") regarding corporate governance is made pursuant to the policy of the Office of the Securities and Exchange Commission. The survey of the IOD is based on the information of a company listed on the Stock Exchange of Thailand and the Market for Alternative Investment disclosed to the public and able to be accessed by a general public investor. The result, therefore, is from the perspective of a third party. It is not an evaluation of operation and is not based on inside

information.

The survey result is as of the date appearing in the Corporate Governance Report of Thai Listed Companies. As a result, the survey result may be changed after that date. CGS-CIMB Thailand does not confirm nor certify the accuracy of such survey result.

Score Range:	90 - 100	80 – 89	70 - 79	Below 70 or	No Survey Result
Description:	Excellent	Very Good	Good	N/A	

United Arab Emirates: The distributor of this report has not been approved or licensed by the UAE Central Bank or any other relevant licensing authorities or governmental agencies in the United Arab Emirates. This report is strictly private and confidential and has not been reviewed by, deposited or registered with UAE Central Bank or any other licensing authority or governmental agencies in the United Arab Emirates. This report is being issued outside the United Arab Emirates to a limited number of institutional investors and must not be provided to any person other than the original recipient and may not be reproduced or used for any other purpose. Further, the information contained in this report is not intended to lead to the sale of investments under any subscription agreement or the conclusion of any other contract of whatsoever nature within the territory of the United Arab Emirates.

United Kingdom and European Economic Area (EEA): In the United Kingdom and European Economic Area, this material is also being distributed by CGS-CIMB Securities (UK) Limited (“CGS-CIMB UK”). CGS-CIMB UK is authorized and regulated by the Financial Conduct Authority and its registered office is at 27 Knightsbridge, London, SW1X7YB. The material distributed by CGS-CIMB UK has been prepared in accordance with CGS-CIMB’s policies for managing conflicts of interest arising as a result of publication and distribution of this material. This material is for distribution only to, and is solely directed at, selected persons on the basis that those persons: (a) are eligible counterparties and professional clients of CGS-CIMB UK; (b) have professional experience in matters relating to investments falling within Article 19(5) of the Financial Services and Markets Act 2000 (Financial Promotion) Order 2005 (as amended, the “Order”), (c) fall within Article 49(2)(a) to (d) (“high net worth companies, unincorporated associations etc”) of the Order; (d) are outside the United Kingdom subject to relevant regulation in each jurisdiction, material(all such persons together being referred to as “relevant persons”). This material is directed only at relevant persons and must not be acted on or relied on by persons who are not relevant persons. Any investment or investment activity to which this material relates is available only to relevant persons and will be engaged in only with relevant persons.

Where this material is labelled as non-independent, it does not provide an impartial or objective assessment of the subject matter and does not constitute independent “research” (cannot remove research from here under the applicable rules of the Financial Conduct Authority in the UK. Consequently, any such non-independent material will not have been prepared in accordance with legal requirements designed to promote the independence of research (cannot remove research from here) and will not subject to any prohibition on dealing ahead of the dissemination of research. Any such non-independent material must be considered as a marketing communication.

United States: This research report is distributed in the United States of America by CGS-CIMB Securities (USA) Inc, a U.S. registered broker-dealer and a related company of CGS-CIMB Research Pte Ltd, PT CGS-CIMB Sekuritas Indonesia, CGS-CIMB Securities (Thailand) Co. Ltd, CGS-CIMB Securities (Hong Kong) Limited, CGS-CIMB Securities (India) Private Limited, and is distributed solely to persons who qualify as “U.S. Institutional Investors” as defined in Rule 15a-6 under the Securities and Exchange Act of 1934. This communication is only for Institutional Investors whose ordinary business activities involve investing in shares, bonds, and associated securities and/or derivative securities and who have professional experience in such investments. Any person who is not a U.S. Institutional Investor or Major Institutional Investor must not rely on this communication. The delivery of this research report to any person in the United States of America is not a recommendation to effect any transactions in the securities discussed herein, or an endorsement of any opinion expressed herein. CGS-CIMB Securities (USA) Inc. is a FINRA/SIPC member and takes responsibility for the content of this report. For further information or to place an order in any of the above-mentioned securities please contact a registered representative of CGS-CIMB Securities (USA) Inc.

CGS-CIMB Securities (USA) Inc. does not make a market on other securities mentioned in the report.

CGS-CIMB Securities (USA) Inc. has not managed or co-managed a public offering of any of the securities mentioned in the past 12 months.

CGS-CIMB Securities (USA) Inc. has not received compensation for investment banking services from any of the company mentioned in the past 12 months.

CGS-CIMB Securities (USA) Inc. neither expects to receive nor intends to seek compensation for investment banking services from any of the company mentioned within the next 3 months.

Other jurisdictions: In any other jurisdictions, except if otherwise restricted by laws or regulations, this report is only for distribution to professional, institutional or sophisticated investors as defined in the laws and regulations of such jurisdictions.

RECOMMENDATION FRAMEWORK

Stock Ratings

Definition:

- Add The stock's total return is expected to reach 15% or higher over the next 12 months.
- Hold The stock's total return is expected to be between negative 10% and positive 15% over the next 12 months.
- Reduce The stock's total return is expected to fall below negative 10% over the next 12 months.

The total expected return of a stock is defined as the sum of the: (i) percentage difference between the target price and the current price and (ii) the forward net dividend yields of the stock. Stock price targets have an investment horizon of 12 months.

Sector Ratings

Definition:

- Overweight An Overweight rating means stocks in the sector have, on a market cap-weighted basis, a positive absolute recommendation.
- Neutral A Neutral rating means stocks in the sector have, on a market cap-weighted basis, a neutral absolute recommendation.
- Underweight An Underweight rating means stocks in the sector have, on a market cap-weighted basis, a negative absolute recommendation.

Country Ratings

Definition:

- Overweight An Overweight rating means investors should be positioned with an above-market weight in this country relative to benchmark.
- Neutral A Neutral rating means investors should be positioned with a neutral weight in this country relative to benchmark.
- Underweight An Underweight rating means investors should be positioned with a below-market weight in this country relative to benchmark.

Hien Tran Khanh – Deputy Head of Research

Email: hien.trankhanh@vndirect.com.vn

Nguyen Tien Duc – Analyst

Email: duc.nguyentien2@vndirect.com.vn

VNDIRECT Securities Corporation

1 Nguyen Thuong Hien Str – Hai Ba Trung Dist – Ha Noi

Tel: +84 2439724568

Email: research@vndirect.com.vn

Website: <https://vndirect.com.vn>