


## PHU NHUAN JEWELRY JSC (PNJ) – EARNINGS UPDATE

<b>Market Price</b> VND99,300	<b>Target Price</b> VND126,500	<b>Dividend Yield</b> 1.8%	<b>Rating</b> ADD	<b>Sector</b> RETAIL
----------------------------------	-----------------------------------	-------------------------------	----------------------	-------------------------

### Outlook – Short term



### Outlook – Long term



### Valuation



26 April 2019

Natalie Nguyen

minh.nguyennhu@vndirect.com.vn

### Price performance



Source: VNDIRECT

### Key statistics

52w high (VND)	122,797
52w low (VND)	73,559
3m Avg daily volume (shares)	0.28m
3m Avg daily value (VNDm)	28,206
Market cap (VNDbn)	16,583
Outstanding shares (m)	167
Free float (%)	85
TTM P/E (x)	15.5
Current P/B (x)	4.1

### Ownership

Cao Thi Ngoc Dung	9.0%
LGM Investments Ltd	4.4%
Route One Investment Company	4.0%
Others	82.6%

Source: VNDIRECT

### 1Q19: Enhanced product mix to drive up margins

**Double-digit revenue growth mainly driven by gold jewellery segment.** PNJ's 1Q19 revenue achieved VND4,738bn (+15.6% yoy) fulfilled 25.9% of our FY19 estimates. However, it was lower than our expectation as Q1 is usually the peak period of PNJ's sale volume (contributing about 30% of full-year revenue). Gold jewellery business recorded 13.0% yoy, while gold bar business significantly grew 22.9% yoy thanks to the better sales seen in God of Wealth day in Feb this year.

**Expanding store footprint network bolstered retail business.** Gold jewellery retail grew 21.7% yoy in 1Q2019 driven by 1) same-store sales growth (SSSG) of 11% yoy, 2) full contribution from new stores opened in FY18 and 3) another four new Gold stores launched in 1Q19. Despite closing down 3 Silver stores, 1 new CAO store was opened in Q1 to expand PNJ's presence in 50/63, completing 13% of its FY19's store expansion plan. As of end Mar-2019, PNJ had 327 stores in operation, including 260 Gold stores, 63 Silver stores and 4 CAO stores.

**Gross margin (GM) stretch to reach all-time high level of 22% thanks to better product mix.** PNJ enjoyed significant blended margin expansion in Q1, supported by 1) higher GM of gold jewellery segment (+4.8% pts) on the back of increasing contribution of high-margin gem-stone products and 2) bolstered GM of gold bar segment (+1.2% pts) thanks to new launch products special for God of Wealth day. Consequently, PNJ posted VND428.7bn in net profit (+28% yoy) to come in 36% of the company's FY19 guidance and 35% of our full-year forecasts.

**Maintain Add and TP of VND126,500.** Given the positive view on PNJ's outlook in 2019, we maintain our ADD rating and DCF-based target price of VND126,500, equivalent to 17.3x of FY19 P/E. Potential re-rating catalyst consistently higher-than-expected margin expansion thanks to better product mix and signification contribution of other high-margin product categories. Downside risks to our call are the fall short in store expansion and lower than expected SSSG for both Gold stores and Silver stores.

Financial summary (VND)	12-16A	12-17A	12-18A	12-19E
Net revenue (bn)	8,565	10,977	14,573	18,463
Revenue growth	11.1%	28.2%	32.8%	26.7%
Gross margin	16.5%	17.4%	19.1%	19.3%
EBITDA margin	8.1%	9.1%	9.0%	9.3%
Net profit (bn)	451	725	960	1,219
Net profit growth	517.8%	60.8%	32.4%	27.0%
Recurring profit growth	385.7%	76.2%	33.1%	27.1%
Basic EPS	3,068	4,471	5,749	7,299
Adjusted EPS	2,558	3,922	5,138	6,599
BVPS	10,211	18,193	22,425	27,737
ROAE	32.0%	32.6%	28.7%	29.1%

Figure 1: 1Q19 results comparison (\*)

FYE (VNDbn)	1QFY18	1QFY19	% yoy	vs. FY19 forecast	Comments
<b>Net revenue</b>	<b>4,139.5</b>	<b>4,783.5</b>	<b>15.6%</b>	<b>25.9%</b>	Below our expectation, accounting for 25.9% of our FY19 topline forecast (vs. projected 1Q19 revenue's contribution to full-year revenue of 30%)
<i>Jewellery revenue</i>	3,216.4	3,635.4	13.0%	24.1%	Below our expectation due to 1) lower-than-expected average revenue per store and 2) exclusion of the last 4 operating days in Mar-2018
<i>Gold bar revenue</i>	910.7	1,119.3	22.9%	35.1%	
<i>Others</i>	12.4	28.7	131.5%	8.0%	PNJ Watch is expected to accelerate its store openings in 2H19
<b>Gross profit</b>	<b>770.0</b>	<b>1,049.4</b>	<b>36.3%</b>	<b>29.5%</b>	
<i>Gross profit margin</i>	18.6%	21.9%	+3.3% pts	+2.6% pts	GPM improved significantly, above our expectation, supported by the margin expansion of gold jewellery segment (from 22.0% in 1Q18 to 26.8% in 1Q19) and gold bar segment (from 2.0% in 1Q18 to 3.2% in 1Q19)
<i>Selling expenses</i>	281.6	367.2	30.4%	25.1%	On track with our projection
<i>as % of revenue:</i>	6.8%	7.7%	+0.9% pts	-0.2% pts	
<i>G&amp;A expenses</i>	60.6	115.6	90.8%	25.1%	On track with our projection
<i>as % of revenue:</i>	1.5%	2.4%	+0.9% pts	-0.1% pts	
<b>Pre-tax profit</b>	<b>420.8</b>	<b>543.2</b>	<b>29.1%</b>	<b>35.6%</b>	
<b>Net profit</b>	<b>336.3</b>	<b>428.7</b>	<b>27.5%</b>	<b>35.1%</b>	
<i>Net margin</i>	8.1%	9.0%	+0.9% pts	+2.4% pts	Higher than our expectation

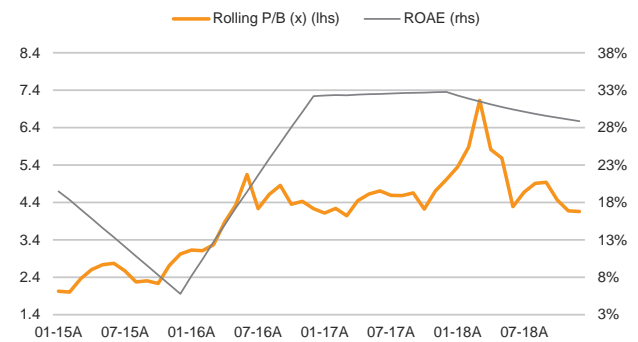
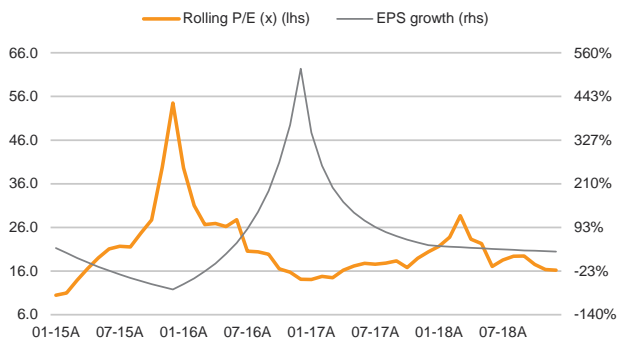
(\*) Note: 1Q19 reporting period is ended on Mar 26 due to the deployment of the ERP system and the remaining four operating days would be incorporated in 2Q19.  
Source: PNJ, VNDIRECT

Figure 2: Peer Comparison as of 24 Apr 2019

Company	Country	Market cap (US\$m)	TTM NPAT Growth (%)	TTM EPS growth (% YoY)	ROE (%)	ROA (%)	D/E (%)	TTM P/E (x)	P/B (x)
Tiffany & Co	U.S	12,961	14.3	15.7	18.6	10.9	31.8	22.4	4.2
Chow Tai Fook Jewellery Group	Hong Kong	10,811	16.7	17.0	13.9	7.4	38.9	19.9	2.9
LEYSEN Jewelry Inc	China	727	(32.4)	4.7	12.9	10.6	0.1	23.4	2.1
<b>Average</b>			<b>(0.5)</b>	<b>12.5</b>	<b>15.1</b>	<b>9.7</b>	<b>23.6</b>	<b>21.9</b>	<b>3.0</b>
<b>Median</b>			<b>14.3</b>	<b>15.7</b>	<b>13.9</b>	<b>10.6</b>	<b>31.8</b>	<b>22.4</b>	<b>2.9</b>
<b>PNJ</b>	<b>Vietnam</b>	<b>713</b>	<b>30.3</b>	<b>26.6</b>	<b>29.1</b>	<b>19.4</b>	<b>41.8</b>	<b>15.5</b>	<b>4.1</b>

Source: BLOOMBERG, VNDIRECT

## Valuation



### Income statement

(VNDbn)	12-17A	12-18A	12-19E
Net revenue	10,977	14,573	18,463
Cost of sales	(9,065)	(11,794)	(14,906)
Gen & admin expenses	(188)	(346)	(461)
Selling expenses	(775)	(1,171)	(1,465)
<b>Operating profit</b>	<b>949</b>	<b>1,262</b>	<b>1,631</b>
Operating EBITDA	988	1,304	1,697
<b>Depreciation and amortisation</b>	<b>(39)</b>	<b>(42)</b>	<b>(66)</b>
<b>Operating EBIT</b>	<b>949</b>	<b>1,262</b>	<b>1,631</b>
Interest income	9	7	9
Financial expense	(56)	(66)	(119)
Net other income	6	3	3
Income from associates & JVs	0	0	0
<b>Pre-tax profit</b>	<b>908</b>	<b>1,206</b>	<b>1,524</b>
Tax expense	(183)	(246)	(305)
Minority interest	0	0	0
<b>Net profit</b>	<b>725</b>	<b>960</b>	<b>1,219</b>
Adj. net profit to ordinary	725	960	1,219
Ordinary dividends	(185)	(265)	(334)
<b>Retained earnings</b>	<b>540</b>	<b>695</b>	<b>885</b>

### Balance sheet

(VNDbn)	12-17A	12-18A	12-19E
Cash and equivalents	175	207	367
Short term investments	160	0	0
Accounts receivables	85	176	208
Inventories	3,402	4,816	5,712
Other current assets	74	82	110
<b>Total current assets</b>	<b>3,896</b>	<b>5,281</b>	<b>6,397</b>
Fixed assets	487	719	1,129
Total investments	0	0	0
Other long-term assets	109	304	320
<b>Total assets</b>	<b>4,492</b>	<b>6,304</b>	<b>7,846</b>
Short-term debt	846	1,558	1,974
Accounts payable	279	291	346
Other current liabilities	364	693	878
<b>Total current liabilities</b>	<b>1,489</b>	<b>2,542</b>	<b>3,198</b>
Total long-term debt	46	8	8
Other liabilities	7	9	8
Share capital	1,081	1,670	1,670
Retained earnings reserve	772	885	1,700
<b>Shareholders' equity</b>	<b>2,950</b>	<b>3,745</b>	<b>4,632</b>
Minority interest	0	0	0
<b>Total liabilities &amp; equity</b>	<b>4,492</b>	<b>6,304</b>	<b>7,846</b>

### Cash flow statement

(VNDbn)	12-17A	12-18A	12-19E
<b>Pretax profit</b>	<b>908</b>	<b>1,206</b>	<b>1,524</b>
Depreciation & amortisation	39	42	66
Tax paid	(154)	(232)	(305)
Other adjustments	(142)	(175)	(9)
<b>Change in working capital</b>	<b>(542)</b>	<b>(1,144)</b>	<b>(706)</b>
<b>Cash flow from operations</b>	<b>109</b>	<b>(303)</b>	<b>570</b>
Capex	(115)	(336)	(477)
Proceeds from assets sales	8	1	2
Others	3	6	0
Other non-current assets changes	(160)	160	(16)
<b>Cash flow from investing activities</b>	<b>(264)</b>	<b>(169)</b>	<b>(491)</b>
New share issuance	975	97	0
Shares buyback	0	0	0
Net borrowings	(615)	672	415
Other financing cash flow	0	0	0
Dividends paid	(185)	(265)	(334)
<b>Cash flow from financing activities</b>	<b>175</b>	<b>504</b>	<b>81</b>
Cash and equivalents at beginning of period	155	175	207
<b>Total cash generated</b>	<b>20</b>	<b>32</b>	<b>160</b>
Cash and equivalents at the end of period	175	207	367

### Key ratios

	12-17A	12-18A	12-19E
<b>Dupont</b>			
Net profit margin	6.6%	6.6%	6.6%
Asset turnover	2.72	2.70	2.61
ROAA	17.9%	17.8%	17.2%
Avg assets/avg equity	1.82	1.61	1.69
ROAE	32.6%	28.7%	29.1%
<b>Efficiency</b>			
Days account receivable	1.33	1.98	1.70
Days inventory	137	149	140
Days creditor	11.2	9.0	8.5
Fixed asset turnover	24.3	24.2	20.0
ROIC	18.9%	18.1%	18.4%
<b>Liquidity</b>			
Current ratio	2.62	2.08	2.00
Quick ratio	0.33	0.18	0.21
Cash ratio	0.22	0.08	0.11
Cash cycle	127	142	133
<b>Growth rate (yoy)</b>			
Revenue growth	28.2%	32.8%	26.7%
Operating profit growth	30.9%	33.0%	29.2%
Net profit growth	60.8%	32.4%	27.0%
EPS growth	45.7%	28.6%	27.0%
<b>Share value</b>			
Basic EPS (VND)	4,471	5,749	7,299
BVPS (VND)	18,193	22,425	27,737

Source: VNDIRECT

## DISCLAIMER

The content of this report (including the views and opinions expressed therein, and the information comprised therein) has been prepared by and belongs to VNDIRECT Securities Corporation, and is distributed by CGS-CIMB or CIMB Investment Bank Berhad (“CIMB”), as the case may be, pursuant to an arrangement between VNDIRECT Securities Corporation and CGS-CIMB. VNDIRECT Securities Corporation is not an affiliate of CGS-CIMB or CIMB.

This report is not directed to, or intended for distribution to or use by, any person or entity who is a citizen or resident of or located in any locality, state, country or other jurisdiction where such distribution, publication, availability or use would be contrary to law or regulation.

By accepting this report, the recipient hereof represents and warrants that he is entitled to receive such report in accordance with the restrictions set forth below and agrees to be bound by the limitations contained herein (including the “Restrictions on Distributions” set out below). Any failure to comply with these limitations may constitute a violation of law. This publication is being supplied to you strictly on the basis that it will remain confidential. No part of this report may be (i) copied, photocopied, duplicated, stored or reproduced in any form by any means or (ii) redistributed or passed on, directly or indirectly, to any other person in whole or in part, for any purpose without the prior written consent of CGS-CIMB or CIMB, as the case may be.

The information contained in this research report is prepared from data believed to be correct and reliable at the time of issue of this report. VNDIRECT Securities Corporation may or may not issue regular reports on the subject matter of this report at any frequency and may cease to do so or change the periodicity of reports at any time. None of VNDIRECT Securities Corporation, CGS-CIMB or CIMB is under any obligation to update this report in the event of a material change to the information contained in this report. None of VNDIRECT Securities Corporation, CGS-CIMB or CIMB has any and will accept any, obligation to (i) check or ensure that the contents of this report remain current, reliable or relevant, (ii) ensure that the content of this report constitutes all the information a prospective investor may require, (iii) ensure the adequacy, accuracy, completeness, reliability or fairness of any views, opinions and information, and accordingly, VNDIRECT Securities Corporation, CGS-CIMB and CIMB and their respective affiliates and related persons including China Galaxy International Financial Holdings Limited (“CGIFHL”) and CIMB Group Sdn. Bhd. (“CIMBG”) and their respective related corporations (and their respective directors, associates, connected persons and/or employees) shall not be liable in any manner whatsoever for any consequences (including but not limited to any direct, indirect or consequential losses, loss of profits and damages) of any reliance thereon or usage thereof. In particular, VNDIRECT Securities Corporation, CGS-CIMB and CIMB disclaim all responsibility and liability for the views and opinions set out in this report.

Unless otherwise specified, this report is based upon reasonable sources. Such sources will, unless otherwise specified, for market data, be market data and prices available from the main stock exchange or market where the relevant security is listed, or, where appropriate, any other market. Information on the accounts and business of company(ies) will generally be based on published statements of the company(ies), information disseminated by regulatory information services, other publicly available information and information resulting from our research. Whilst every effort is made to ensure that statements of facts made in this report are accurate, all estimates, projections, forecasts, expressions of opinion and other subjective judgments contained in this report are based on assumptions considered to be reasonable as of the date of the document in which they are contained and must not be construed as a representation that the matters referred to therein will occur. Past performance is not a reliable indicator of future performance. The value of investments may go down as well as up and those investing may, depending on the investments in question, lose more than the initial investment. No report shall constitute an offer or an invitation by or on behalf of CGS-CIMB, CIMB, or VNDIRECT Securities Corporation, or their respective affiliates (including CGIFHL, CIMBG and their respective related corporations) to any person to buy or sell any investments.

CGS-CIMB, CIMB and/or VNDIRECT Securities Corporation and/or their respective affiliates and related corporations (including CGIFHL, CIMBG and their respective related corporations), their respective directors, associates, connected parties and/or employees may own or have positions in securities of the company(ies) covered in this research report or any securities related thereto and may from time to time add to or dispose of, or may be materially interested in, any such securities. Further, CGS-CIMB, CIMB and/or VNDIRECT Securities Corporation, and/or their respective affiliates and their respective related corporations (including CGIFHL, CIMBG and their respective related corporations) do and seek to do business with the company(ies) covered in this research report and may from time to time act as market maker or have assumed an underwriting commitment in securities of such company(ies), may sell them to or buy them from customers on a principal basis and may also perform or seek to perform significant investment banking, advisory, underwriting or placement services for or relating to such company(ies) as well as solicit such investment, advisory or other services from any entity mentioned in this report.

CGS-CIMB, CIMB and/or VNDIRECT Securities Corporation and/or their respective affiliates (including CGIFHL, CIMBG and their respective related corporations) may enter into an agreement with the company(ies) covered in this report relating to the production of research reports. CGS-CIMB, CIMB and/or VNDIRECT Securities Corporation may disclose the contents of this report to the company(ies) covered by it and may have amended the contents of this report following such disclosure.

The analyst responsible for the production of this report hereby certifies that the views expressed herein accurately and exclusively reflect his or her personal views and opinions about any and all of the issuers or securities analysed in this report and were prepared independently and autonomously. No part of the compensation of the analyst(s) was, is, or will be directly or indirectly related to the inclusion of specific recommendations(s) or view(s) in this report. The analyst(s) who prepared this research report is prohibited from receiving any compensation, incentive or bonus based on specific investment banking transactions or for providing a specific recommendation for, or view of, a particular company. Information barriers and other arrangements may be established where necessary to prevent conflicts of interests arising. However, the analyst(s) may receive compensation that is based on his/their coverage of company(ies) in the performance of his/their duties or the performance of his/their recommendations and the research personnel involved in the preparation of this report may also participate in the solicitation of the businesses as described above. In reviewing this research report, an investor should be aware that any or all of the foregoing, among other things, may give rise to real or potential conflicts of interest. Additional information is, subject to the duties of confidentiality,



available on request.

The term “VNDIRECT Securities Corporation” shall, unless the context otherwise requires, mean VNDIRECT Securities Corporation and its affiliates, subsidiaries and related companies. The term “CGS-CIMB” shall denote, where appropriate, the relevant entity distributing or disseminating the report in the particular jurisdiction referenced below, or, in every other case except as otherwise stated herein, CIMB Securities International Pte. Ltd. and its affiliates, subsidiaries and related corporations.

#### CGS-CIMB

Country	CGS-CIMB Entity	Regulated by
Hong Kong	CGS-CIMB Securities Limited	Securities and Futures Commission Hong Kong
India	CGS-CIMB Securities (India) Private Limited	Securities and Exchange Board of India (SEBI)
Indonesia	PT CGS-CIMB Sekuritas Indonesia	Financial Services Authority of Indonesia
Singapore	CGS-CIMB Research Pte. Ltd.	Monetary Authority of Singapore
South Korea	CGS-CIMB Securities Limited, Korea Branch	Financial Services Commission and Financial Supervisory Service
Thailand	CGS-CIMB Securities (Thailand) Co. Ltd.	Securities and Exchange Commission Thailand

#### CIMB

Country	CIMB Entity	Regulated by
Malaysia	CIMB Investment Bank Berhad	Securities Commission Malaysia

(i) As of 26 April 2019 VNDIRECT Securities Corporation has a proprietary position in the securities (which may include but not limited to shares, warrants, call warrants and/or any other derivatives) in the following company or companies covered or recommended in this report:

(a) -

(ii) As of 26 April 2019, the analyst(s) who prepared this report, and the associate(s), has / have an interest in the securities (which may include but not limited to shares, warrants, call warrants and/or any other derivatives) in the following company or companies covered or recommended in this report:

(a) -

This report does not purport to contain all the information that a prospective investor may require. CGS-CIMB, and VNDIRECT Securities Corporation and their respective affiliates (including CGIFHL, CIMBG and their related corporations) do not make any guarantee, representation or warranty, express or implied, as to the adequacy, accuracy, completeness, reliability or fairness of any such information and opinion contained in this report. None of CGS-CIMB, CIMB and VNDIRECT Securities Corporation and their respective affiliates nor their related persons (including CGIFHL, CIMBG and their related corporations) shall be liable in any manner whatsoever for any consequences (including but not limited to any direct, indirect or consequential losses, loss of profits and damages) of any reliance thereon or usage thereof. This report is general in nature and has been prepared for information purposes only. It is intended for circulation amongst CGS-CIMB's, CIMB's and their respective affiliates' (including CGIFHL's, CIMBG's and their respective related corporations') clients generally and does not have regard to the specific investment objectives, financial situation and the particular needs of any specific person who may receive this report. The information and opinions in this report are not and should not be construed or considered as an offer, recommendation or solicitation to buy or sell the subject securities, related investments or other financial instruments or any derivative instrument, or any rights pertaining thereto.

Investors are advised to make their own independent evaluation of the information contained in this research report, consider their own individual investment objectives, financial situation and particular needs and consult their own professional and financial advisers as to the legal, business, financial, tax and other aspects before participating in any transaction in respect of the securities of company(ies) covered in this research report. The securities of such company(ies) may not be eligible for sale in all jurisdictions or to all categories of investors.

**Australia:** Despite anything in this report to the contrary, this research is provided in Australia by CGS-CIMB Securities (Singapore) Pte. Ltd. and CGS-CIMB Securities (Hong Kong) Limited. This research is only available in Australia to persons who are “wholesale clients” (within the meaning of the Corporations Act 2001 (Cth) and is supplied solely for the use of such wholesale clients and shall not be distributed or passed on to any other person. You represent and warrant that if you are in Australia, you are a “wholesale client”. This research is of a general nature only and has been prepared without taking into account the objectives, financial situation or needs of the individual recipient. CGS-CIMB Securities (Singapore) Pte. Ltd. and CGS-CIMB Securities (Hong Kong) Limited do not hold, and are not required to hold an Australian financial services license. CGS-CIMB Securities (Singapore) Pte. Ltd. and CGS-CIMB Securities (Hong Kong) Limited rely on “passporting” exemptions for entities appropriately licensed by the Monetary Authority of Singapore (under ASIC Class Order 03/1102) and the Securities and Futures Commission in Hong Kong (under ASIC Class Order 03/1103).

**Canada:** This research report has not been prepared in accordance with the disclosure requirements of Dealer Member Rule 3400 – Research Restrictions and Disclosure Requirements of the Investment Industry Regulatory Organization of Canada. For any research report distributed by CIBC, further disclosures related to CIBC conflicts of interest can be found at <https://researchcentral.cibcwm.com>.

**China:** For the purpose of this report, the People’s Republic of China (“PRC”) does not include the Hong Kong Special Administrative Region, the Macau Special Administrative Region or Taiwan. The distributor of this report has not been approved or licensed by the China Securities Regulatory Commission or any other relevant regulatory authority or governmental agency in the PRC. This report contains only marketing

information. The distribution of this report is not an offer to buy or sell to any person within or outside PRC or a solicitation to any person within or outside of PRC to buy or sell any instruments described herein. This report is being issued outside the PRC to a limited number of institutional investors and may not be provided to any person other than the original recipient and may not be reproduced or used for any other purpose.

**France:** Only qualified investors within the meaning of French law shall have access to this report. This report shall not be considered as an offer to subscribe to, or used in connection with, any offer for subscription or sale or marketing or direct or indirect distribution of financial instruments and it is not intended as a solicitation for the purchase of any financial instrument.

**Germany:** This report is only directed at persons who are professional investors as defined in sec 31a(2) of the German Securities Trading Act (WpHG). This publication constitutes research of a non-binding nature on the market situation and the investment instruments cited here at the time of the publication of the information.

The current prices/yields in this issue are based upon closing prices from Bloomberg as of the day preceding publication. Please note that neither the German Federal Financial Supervisory Agency (BaFin), nor any other supervisory authority exercises any control over the content of this report.

**Hong Kong:** This report is issued and distributed in Hong Kong by CGS-CIMB Securities (Hong Kong) Limited ("CHK") which is licensed in Hong Kong by the Securities and Futures Commission for Type 1 (dealing in securities), Type 4 (advising on securities) and Type 6 (advising on corporate finance) activities. Any investors wishing to purchase or otherwise deal in the securities covered in this report should contact the Head of Sales at CGS-CIMB Securities (Hong Kong) Limited. The views and opinions in this research report are of VNDIRECT Securities Corporation as of the date hereof and are subject to change. If the Financial Services and Markets Act of the United Kingdom or the rules of the Financial Conduct Authority apply to a recipient, our obligations owed to such recipient therein are unaffected. CHK has no obligation to update its opinion or the information in this research report.

This publication is strictly confidential and is for private circulation only to clients of CHK.

CHK does not make a market on other securities mentioned in the report.

**India:** This report is issued and distributed in India by CGS-CIMB Securities (India) Private Limited ("CIMB India") which is registered with the National Stock Exchange of India Limited and BSE Limited as a trading and clearing member under the Securities and Exchange Board of India (Stock Brokers and Sub-Brokers) Regulations, 1992. In accordance with the provisions of Regulation 4(g) of the Securities and Exchange Board of India (Investment Advisers) Regulations, 2013, CGS-CIMB India is not required to seek registration with the Securities and Exchange Board of India ("SEBI") as an Investment Adviser. CGS-CIMB India is registered with SEBI as a Research Analyst pursuant to the SEBI (Research Analysts) Regulations, 2014 ("Regulations").

This report does not take into account the particular investment objectives, financial situations, or needs of the recipients. It is not intended for and does not deal with prohibitions on investment due to law/jurisdiction issues etc. which may exist for certain persons/entities. Recipients should rely on their own investigations and take their own professional advice before investment.

The report is not a "prospectus" as defined under Indian Law, including the Companies Act, 2013, and is not, and shall not be, approved by, or filed or registered with, any Indian regulator, including any Registrar of Companies in India, SEBI, any Indian stock exchange, or the Reserve Bank of India. No offer, or invitation to offer, or solicitation of subscription with respect to any such securities listed or proposed to be listed in India is being made, or intended to be made, to the public, or to any member or section of the public in India, through or pursuant to this report.

The research analysts, strategists or economists principally responsible for the preparation of this research report are segregated from the other activities of CGS-CIMB India and they have received compensation based upon various factors, including quality, accuracy and value of research, firm profitability or revenues, client feedback and competitive factors. Research analysts', strategists' or economists' compensation is not linked to investment banking or capital markets transactions performed or proposed to be performed by CGS-CIMB India or its affiliates. CIMB India has not received any compensation from the companies mentioned in the report in the past 12 months.

**Indonesia:** This report is issued and distributed by PT CGS-CIMB Sekuritas Indonesia ("CGS-CIMB Indonesia"). The views and opinions in this research report are our own as of the date hereof and are subject to change. CGS-CIMB Indonesia has no obligation to update its opinion or the information in this research report. Neither this report nor any copy hereof may be distributed in Indonesia or to any Indonesian citizens wherever they are domiciled or to Indonesian residents except in compliance with applicable Indonesian capital market laws and regulations.

This research report is not an offer of securities in Indonesia. The securities referred to in this research report have not been registered with the Financial Services Authority (Otoritas Jasa Keuangan) pursuant to relevant capital market laws and regulations, and may not be offered or sold within the territory of the Republic of Indonesia or to Indonesian citizens through a public offering or in circumstances which constitute an offer within the meaning of the Indonesian capital market law and regulations.

**Ireland:** CGS-CIMB is not an investment firm authorised in the Republic of Ireland and no part of this document should be construed as CGS-CIMB acting as, or otherwise claiming or representing to be, an investment firm authorised in the Republic of Ireland.

**Malaysia:** This report is distributed by CIMB solely for the benefit of and for the exclusive use of our clients. CIMB has no obligation to update, revise or reaffirm its opinion or the information in this research reports after the date of this report.

**New Zealand:** In New Zealand, this report is for distribution only to persons who are wholesale clients pursuant to section 5C of the Financial Advisers Act 2008.

**Singapore:** This report is issued and distributed by CGS-CIMB Research Pte Ltd ("CGS-CIMBR"). CGS-CIMBR is a financial adviser licensed under the Financial Advisers Act, Cap 110 ("FAA") for advising on investment products, by issuing or promulgating research analyses or research reports, whether in electronic, print or other form. Accordingly CGS-CIMBR is a subject to the applicable rules under the FAA unless it is able to avail itself to any prescribed exemptions.

Recipients of this report are to contact CGS-CIMB Research Pte Ltd, 50 Raffles Place, #16-02 Singapore Land Tower, Singapore in respect of any matters arising from, or in connection with this report. CGS-CIMBR has no obligation to update its opinion or the information in this

research report. This publication is strictly confidential and is for private circulation only. If you have not been sent this report by CGS-CIMBR directly, you may not rely, use or disclose to anyone else this report or its contents.

If the recipient of this research report is not an accredited investor, expert investor or institutional investor, CGS-CIMBR accepts legal responsibility for the contents of the report without any disclaimer limiting or otherwise curtailing such legal responsibility. If the recipient is an accredited investor, expert investor or institutional investor, the recipient is deemed to acknowledge that CGS-CIMBR is exempt from certain requirements under the FAA and its attendant regulations, and as such, is exempt from complying with the following : (a) Section 25 of the FAA (obligation to disclose product information);

(b) Section 27 (duty not to make recommendation with respect to any investment product without having a reasonable basis where you may be reasonably expected to rely on the recommendation) of the FAA;

(c) MAS Notice on Information to Clients and Product Information Disclosure [Notice No. FAA-N03];

(d) MAS Notice on Recommendation on Investment Products [Notice No. FAA-N16];

(e) Section 36 (obligation on disclosure of interest in securities), and

(f) any other laws, regulations, notices, directive, guidelines, circulars and practice notes which are relates to the above, to the extent permitted by applicable laws, as may be amended from time to time, and any other laws, regulations, notices, directive, guidelines, circulars, and practice notes as we may notify you from time to time. In addition, the recipient who is an accredited investor, expert investor or institutional investor acknowledges that a CGS-CIMBR is exempt from Section 27 of the FAA, the recipient will also not be able to file a civil claim against CGS-CIMBR for any loss or damage arising from the recipient's reliance on any recommendation made by CGS-CIMBR which would otherwise be a right that is available to the recipient under Section 27 of the FAA, the recipient will also not be able to file a civil claim against CGS-CIMBR for any loss or damage arising from the recipient's reliance on any recommendation made by CGS-CIMBR which would otherwise be a right that is available to the recipient under Section 27 of the FAA.

CGS-CIMBR, its affiliates and related corporations, their directors, associates, connected parties and/or employees may own or have positions in securities of the company(ies) covered in this research report or any securities related thereto and may from time to time add to or dispose of, or may be materially interested in, any such securities. Further, CGS-CIMBR, its affiliates and its related corporations do and seek to do business with the company(ies) covered in this research report and may from time to time act as market maker or have assumed an underwriting commitment in securities of such company(ies), may sell them to or buy them from customers on a principal basis and may also perform or seek to perform significant investment banking, advisory, underwriting or placement services for or relating to such company(ies) as well as solicit such investment, advisory or other services from any entity mentioned in this report.

As of 26 April 2019,, CIMBR does not have a proprietary position in the recommended securities in this report.

CGS-CIMBR does not make a market on the securities mentioned in the report.

**South Korea:** This report is issued and distributed in South Korea by CGS-CIMB Securities (Hong Kong) Limited, Korea Branch ("CGS-CIMB Korea") which is licensed as a cash equity broker, and regulated by the Financial Services Commission and Financial Supervisory Service of Korea. In South Korea, this report is for distribution only to professional investors under Article 9(5) of the Financial Investment Services and Capital Market Act of Korea ("FSCMA").

**Spain:** This document is a research report and it is addressed to institutional investors only. The research report is of a general nature and not personalised and does not constitute investment advice so, as the case may be, the recipient must seek proper advice before adopting any investment decision. This document does not constitute a public offering of securities.

CGS-CIMB is not registered with the Spanish Comision Nacional del Mercado de Valores to provide investment services.

**Sweden:** This report contains only marketing information and has not been approved by the Swedish Financial Supervisory Authority. The distribution of this report is not an offer to sell to any person in Sweden or a solicitation to any person in Sweden to buy any instruments described herein and may not be forwarded to the public in Sweden.

**Switzerland:** This report has not been prepared in accordance with the recognized self-regulatory minimal standards for research reports of banks issued by the Swiss Bankers' Association (Directives on the Independence of Financial Research).

**Thailand:** This report is issued and distributed by CGS-CIMB Securities (Thailand) Co. Ltd. ("CGS-CIMB Thailand") based upon sources believed to be reliable (but their accuracy, completeness or correctness is not guaranteed). The statements or expressions of opinion herein were arrived at after due and careful consideration for use as information for investment. Such opinions are subject to change without notice and CGS-CIMB Thailand has no obligation to update its opinion or the information in this research report.

CGS-CIMB Thailand may act or acts as Market Maker, and issuer and offerer of Derivative Warrants and Structured Note which may have the following securities as its underlying securities. Investors should carefully read and study the details of the derivative warrants in the prospectus before making investment decisions.

AAV, ADVANC, AMATA, ANAN, AOT, AP, BA, BANPU, BBL, BCH, BCP, BCPG, BDMS, BEAUTY, BEC, BEM, BJC, BH, BIG, BLA, BLAND, BPP, BTS, CBG, CENTEL, CHG, CK, CKP, COM7, CPALL, CPF, CPN, DELTA, DTAC, EA, EGCO, EPG, GFPT, GLOBAL, GLOW, GPSC, GUNKUL, HMPRO, INTUCH, IRPC, ITD, IVL, KBANK, KCE, KKP, KTB, KTC, LH, LHBANK, LPN, MAJOR, MALEE, MEGA, MINT, MONO, MTLs, PLANB, PSH, PTL, PTG, PTT, PTTEP, PTTGC, QH, RATCH, ROBINS, S, SAWAD, SCB, SCC, SCCC, SIRI, SPALI, SPRC, STEC, STPI, SUPER, TASCO, TCAP, THAI, THANI, THCOM, TISCO, TKN, TMB, TOP, TPIPL, TRUE, TTA, TU, TVO, UNIQ, VGI, WHA, WORK.

#### **Corporate Governance Report:**

The disclosure of the survey result of the Thai Institute of Directors Association ("IOD") regarding corporate governance is made pursuant to the policy of the Office of the Securities and Exchange Commission. The survey of the IOD is based on the information of a company listed on the Stock Exchange of Thailand and the Market for Alternative Investment disclosed to the public and able to be accessed by a general public investor. The result, therefore, is from the perspective of a third party. It is not an evaluation of operation and is not based on inside



information.

The survey result is as of the date appearing in the Corporate Governance Report of Thai Listed Companies. As a result, the survey result may be changed after that date. CGS-CIMB Thailand does not confirm nor certify the accuracy of such survey result.

<b>Score Range:</b>	90 - 100	80 – 89	70 - 79	Below 70 or	No Survey Result
<b>Description:</b>	Excellent	Very Good	Good	N/A	

**United Arab Emirates:** The distributor of this report has not been approved or licensed by the UAE Central Bank or any other relevant licensing authorities or governmental agencies in the United Arab Emirates. This report is strictly private and confidential and has not been reviewed by, deposited or registered with UAE Central Bank or any other licensing authority or governmental agencies in the United Arab Emirates. This report is being issued outside the United Arab Emirates to a limited number of institutional investors and must not be provided to any person other than the original recipient and may not be reproduced or used for any other purpose. Further, the information contained in this report is not intended to lead to the sale of investments under any subscription agreement or the conclusion of any other contract of whatsoever nature within the territory of the United Arab Emirates.

**United Kingdom and European Economic Area (EEA):** In the United Kingdom and European Economic Area, this material is also being distributed by CGS-CIMB Securities (UK) Limited (“CGS-CIMB UK”). CGS-CIMB UK is authorized and regulated by the Financial Conduct Authority and its registered office is at 27 Knightsbridge, London, SW1X7YB. The material distributed by CGS-CIMB UK has been prepared in accordance with CGS-CIMB’s policies for managing conflicts of interest arising as a result of publication and distribution of this material. This material is for distribution only to, and is solely directed at, selected persons on the basis that those persons: (a) are eligible counterparties and professional clients of CGS-CIMB UK; (b) have professional experience in matters relating to investments falling within Article 19(5) of the Financial Services and Markets Act 2000 (Financial Promotion) Order 2005 (as amended, the “Order”), (c) fall within Article 49(2)(a) to (d) (“high net worth companies, unincorporated associations etc”) of the Order; (d) are outside the United Kingdom subject to relevant regulation in each jurisdiction, material(all such persons together being referred to as “relevant persons”). This material is directed only at relevant persons and must not be acted on or relied on by persons who are not relevant persons. Any investment or investment activity to which this material relates is available only to relevant persons and will be engaged in only with relevant persons.

Where this material is labelled as non-independent, it does not provide an impartial or objective assessment of the subject matter and does not constitute independent “research” (cannot remove research from here under the applicable rules of the Financial Conduct Authority in the UK. Consequently, any such non-independent material will not have been prepared in accordance with legal requirements designed to promote the independence of research (cannot remove research from here) and will not subject to any prohibition on dealing ahead of the dissemination of research. Any such non-independent material must be considered as a marketing communication.

**United States:** This research report is distributed in the United States of America by CGS-CIMB Securities (USA) Inc, a U.S. registered broker-dealer and a related company of CGS-CIMB Research Pte Ltd, PT CGS-CIMB Sekuritas Indonesia, CGS-CIMB Securities (Thailand) Co. Ltd, CGS-CIMB Securities (Hong Kong) Limited, CGS-CIMB Securities (India) Private Limited, and is distributed solely to persons who qualify as “U.S. Institutional Investors” as defined in Rule 15a-6 under the Securities and Exchange Act of 1934. This communication is only for Institutional Investors whose ordinary business activities involve investing in shares, bonds, and associated securities and/or derivative securities and who have professional experience in such investments. Any person who is not a U.S. Institutional Investor or Major Institutional Investor must not rely on this communication. The delivery of this research report to any person in the United States of America is not a recommendation to effect any transactions in the securities discussed herein, or an endorsement of any opinion expressed herein. CGS-CIMB Securities (USA) Inc. is a FINRA/SIPC member and takes responsibility for the content of this report. For further information or to place an order in any of the above-mentioned securities please contact a registered representative of CGS-CIMB Securities (USA) Inc.

CGS-CIMB Securities (USA) Inc. does not make a market on other securities mentioned in the report.

CGS-CIMB Securities (USA) Inc. has not managed or co-managed a public offering of any of the securities mentioned in the past 12 months.

CGS-CIMB Securities (USA) Inc. has not received compensation for investment banking services from any of the company mentioned in the past 12 months.

CGS-CIMB Securities (USA) Inc. neither expects to receive nor intends to seek compensation for investment banking services from any of the company mentioned within the next 3 months.

**Other jurisdictions:** In any other jurisdictions, except if otherwise restricted by laws or regulations, this report is only for distribution to professional, institutional or sophisticated investors as defined in the laws and regulations of such jurisdictions.



### RECOMMENDATION FRAMEWORK

#### Stock Ratings

Definition:

- Add                   The stock's total return is expected to reach 15% or higher over the next 12 months.
- Hold                   The stock's total return is expected to be between negative 10% and positive 15% over the next 12 months.
- Reduce                The stock's total return is expected to fall below negative 10% over the next 12 months.

*The total expected return of a stock is defined as the sum of the: (i) percentage difference between the target price and the current price and (ii) the forward net dividend yields of the stock. Stock price targets have an investment horizon of 12 months.*

#### Sector Ratings

Definition:

- Overweight           An Overweight rating means stocks in the sector have, on a market cap-weighted basis, a positive absolute recommendation.
- Neutral                A Neutral rating means stocks in the sector have, on a market cap-weighted basis, a neutral absolute recommendation.
- Underweight         An Underweight rating means stocks in the sector have, on a market cap-weighted basis, a negative absolute recommendation.

#### Country Ratings

Definition:

- Overweight           An Overweight rating means investors should be positioned with an above-market weight in this country relative to benchmark.
- Neutral                A Neutral rating means investors should be positioned with a neutral weight in this country relative to benchmark.
- Underweight         An Underweight rating means investors should be positioned with a below-market weight in this country relative to benchmark.

#### Hien Tran Khanh – Deputy Head of Research

Email: [hien.trankhanh@vndirect.com.vn](mailto:hien.trankhanh@vndirect.com.vn)

#### Natalie Nguyen – Analyst

Email: [minh.nguyennhu@vndirect.com.vn](mailto:minh.nguyennhu@vndirect.com.vn)

#### VNDIRECT Securities Corporation

1 Nguyen Thuong Hien Str – Hai Ba Trung Dist – Ha Noi

Tel: +84 2439724568

Email: [research@vndirect.com.vn](mailto:research@vndirect.com.vn)

Website: <https://vndirect.com.vn>