

Vietnam

ADD (no change)

Consensus ratings*: Buy 6 Hold 0 Sell 1

Current price:	VND25,200
Target price:	VND29,700
Previous target:	VND29,700
Up/downside:	17.9%
CGS-CIMB / Consensus:	-2.1%
Reuters:	HPG.HM
Bloomberg:	HPG VN
Market cap:	US\$2,997m
	VND69,579,064m
Average daily turnover:	US\$5.98m
	VND138,593m
Current shares o/s:	2,761m
Free float:	59.7%

*Source: Bloomberg

Key changes in this note

➤ N/A



Source: Bloomberg

Price performance	1M	3M	12M
Absolute (%)	5	14.5	20
Relative (%)	6.8	22.9	16.7

Major shareholders

	% held
Tran Dinh Long	25.4
Dragon Capital	7.7
Vu Thi Hien	7.3

Analyst(s)

Tuan NGUYEN

T (84) 94 814 2970

E tuan.nguyenthanh@vndirect.com.vn

Hoa Phat Group

4Q19: Net profit growth recovered as expected

- Robust 4Q19 topline growth propelled yoy net profit growth to 10.6% after three sluggish quarters.
- HPG gained more market share despite weak domestic demand for construction steel in 2019, thanks to its competitive pricing strategy
- Reiterate Add with an unchanged TP of VND29,700.

4Q19 net profit bounced back after three sluggish quarters

4Q19 net revenue grew 24.9% yoy on the back of a 17.4% yoy increase of steel sales volume and 84.8% yoy growth in agriculture business revenue. However, 4Q19 blended GM shrank 200bp yoy, due to 1) the 16.5% yoy drop in its steel ASP during the quarter though iron ore prices rose 27.3% yoy; 2) the proportion of lower-margin agricultural sales to total revenue widened to 14.5% in 4Q19 from 9.8% in 4Q18. All in, 4Q19 net profit grew a modest 10.6% yoy after three sluggish quarters. Overall, FY19 net profit shrank 11.6% yoy to VND7,578bn, in line with our forecast.

Strong sales volume growth amid slower market demand in 2019

HPG's combined output of construction steel and steel pipes rose a robust 17.4% yoy in 4Q19. FY19 steel output grew 16.2% yoy to 3.5m tonnes, at 103.4% of our estimate. According to Vietnam Steel Association (VSA), Vietnam's total steel sales volume grew only 5.0% yoy in 2019. Consequently, HPG's share of Vietnam's construction steel market expanded 2.4% pts to 26.2% last year.

DQSC Phase 2 expected to complete HPG's flat steel value chain

Management guided for Phase 2 of its Dung Quat Steel Complex (DQSC) to start test runs at end-1H20 and come onstream by end-FY20. At full utilisation, Phase 2 will add 2.5m tonnes of hot rolled coil (HRC) capacity to HPG's total annual output capacity. It will also help HPG complete its integrated flat steel process, from iron ore to final products (galvanised steel and steel pipes). We expect the internal supply of HRC from Phase 2 to boost HPG's flat steel segment gross margin by 8.6-9.0% pts in FY20-21F vs. FY19.

We see a solid outlook for HPG in FY20-21F

We forecast HPG's revenue to grow 15.7% yoy and net profit rise 18.9% yoy in FY20-21F on the back of: (1) 20.7% FY19-21F CAGR in construction steel volume and 9.1% CAGR in steel pipe volume; (2) estimated iron ore prices of US\$75-80/tonne, (3) tax exemption for DQSC in its first four years, and (4) lower transportation costs for DQSC.

Reiterate Add with a target price of VND29,700

Our TP is based on an equal weighting of (1) 12M forward P/E of 8.0x on FY20F EPS; and (2) a DCF valuation over a 10-year projection period. Lower-than-expected iron ore prices are a potential re-rating catalyst. Risks to our Add call include: (1) slower-than-expected steel demand growth, and (2) lower-than-expected utilisation rate at DQSC.

Financial Summary

	Dec-18A	Dec-19A	Dec-20F	Dec-21F	Dec-22F
Revenue (VNDb)	55,836	63,658	72,825	85,160	95,704
Operating EBITDA (VNDb)	12,524	11,914	17,556	19,872	22,710
Net Profit (VNDb)	8,392	7,326	8,903	10,416	13,216
Core EPS (VND)	3,039	2,653	3,225	3,773	4,787
Core EPS Growth	7.2%	(12.7%)	21.5%	17.0%	26.9%
FD Core P/E (x)	8.29	9.50	7.82	6.68	5.26
DPS (VND)	2	0	500	500	1,000
Dividend Yield	0.01%	0.00%	1.98%	1.98%	3.97%
EV/EBITDA (x)	7.00	8.43	5.73	4.57	3.38
P/FCFE (x)	NA	38.44	55.89	27.64	22.29
Net Gearing	44.5%	64.3%	54.0%	31.2%	8.9%
P/BV (x)	1.72	1.46	1.22	1.03	0.88
ROE	23.1%	16.6%	17.0%	16.8%	18.1%
% Change In Core EPS Estimates			0.00%	(0.19%)	(0.51%)
CGS-CIMB/Consensus EPS (x)			1.02	1.05	

SOURCES: VND RESEARCH, COMPANY REPORTS

4Q19: Net profit growth recovered as expected

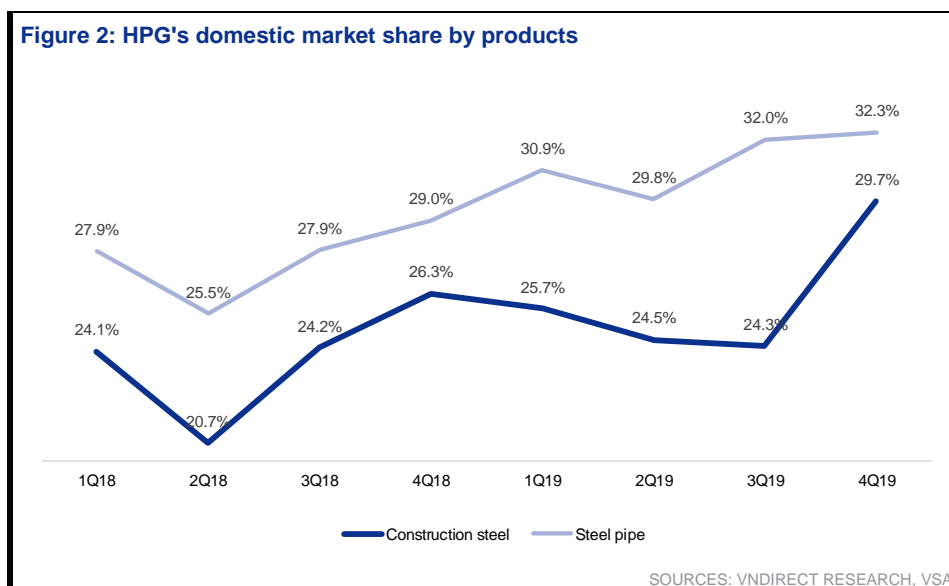
Figure 1: Results comparison

	4Q19	4Q18	%yoy	19A	18A	%yoy	vs full year forecast	Comment
Total revenue	17,975	14,386	24.9%	63,658	55,836	14.0%	104.0%	
Steel	14,289	11,924	19.8%	50,179	46,424	8.1%	102.5%	
Industrial production	641	747	-14.3%	3,172	3,144	0.9%	91.0%	
Agriculture	2,607	1,411	84.8%	7,985	4,596	73.7%	111.7%	Pork price soared 54% in 4Q19, significantly supporting the business results of the livestock segment. Meanwhile, consumption of Australian beef and clean chicken eggs posted steady growth.
Real estates	275	304	-9.5%	1,621	1,672	-3.0%	99.8%	
Gross profit	2,836	2,561	10.7%	11,185	11,671	-4.2%	98.0%	
Gross profit margin	15.8%	17.8%	-2.0% pts	17.6%	20.9%	-3.3% pts	-1.1% pts	Below our forecast as the agricultural segment with low GM contributed more to net revenue.
SG&A expense	376	401	-6.4%	1,442	1,121	28.7%	98.4%	
EBITDA	3,263	2,427	34.4%	12,381	12,524	-1.1%	104.1%	HPG has recorded DQSC as fixed assets earlier than expected, instead of keeping its status as "construction in progress". Therefore, 4Q19 depreciation expenses increased sharply.
Interest expense	248	145	71.2%	937	540	73.5%	95.8%	
Pretax profit	2,285	2,037	12.2%	9,097	10,071	-9.7%	100.0%	
Net profit	1,923	1,739	10.6%	7,578	8,573	-11.6%	100.8%	In line with our expectation.
Net margin	10.7%	12.1%	-1.4% pts	11.9%	15.4%	-3.4% pts	-0.4% pts	
EBITDA margin	18.2%	16.9%	1.3% pts	19.4%	22.4%	-3.0% pts	0.0% pts	
SG&A as % of revenue	2.1%	2.8%	-0.7% pts	2.3%	2.0%	0.3% pts	-0.1% pts	
Sale volume (tonnes)	1,008,568	858,822	17.4%	3,525,503	3,033,209	16.2%	103.4%	
Construction steel (tonnes)	807,868	685,222	17.9%	2,774,703	2,379,309	16.6%	103.9%	Higher than our forecast as sales volume of construction steel reached a record high in the last two months of 2019.
Steel pipe (tonnes)	200,700	173,600	15.6%	750,800	653,900	14.8%	101.6%	

SOURCES: VNDIRECT RESEARCH, COMPANY REPORTS

HPG's market share expanded despite slowing demand in 2019

Figure 2: HPG's domestic market share by products



SOURCES: VNDIRECT RESEARCH, VSA

HPG's construction steel sales volume rose 16.6% yoy to 2.8m tonnes in 2019, beating the overall industry growth of 6.0%. Meanwhile, the company's steel pipes sales volume rose 14.8% yoy to 0.75m tonnes in 2019 vs. the industry's 0.9% yoy increase. As a result, HPG's market shares in construction steel and steel pipe expanded to 26.2% and 31.3%, respectively, in 2019, from 23.8% and 27.7% in 2018.

For 2020F, the company targets 3.6m tonnes (+29.7% yoy) sales volume of construction steel, with the doubling of sales volume in the southern market to 1.0m tonnes. With this, we estimate HPG's share in Vietnam's construction steel market will rise by 4.9-6.2% pts. We believe these targets are achievable, thanks to the gradual commission of DQSC which will enhance HPG's competitiveness in the southern region. We think HPG is striking the best trade-off between competitive pricing and market share gain in the context of weaker domestic demand in 2020F.

We expect iron ore prices to fluctuate in the range of US\$75-80/tonne in 2020F

Vale will cut production in 1Q20 to check mining safety

Vale (Vale3 BZ, Not rated), the world's largest iron ore producer, said it has suspended the disposal of iron ore tailings for an expected one to two months at a dam serving its Brucutu mine, while the company assesses the dam's "geotechnical characteristics", affecting processing at the major high-grade ore mine.

Vale has published its 1Q20 guidance for iron ore production of 68m-73m tonnes, or 12.0-18.1% lower than its 4Q19 output. The company had already reduced its iron ore exports in Dec 2019 to 24.67m tonnes, from 27.25m tonnes in Nov 2019 and 33.2m tonnes in Dec 2018.

The supply cut is the main reason for the sharp increase in iron ore prices globally, from as low as US\$80.3/tonne in mid-Nov 2019 (11 Nov in detail) to US\$94.8/tonne on 20 Jan 2020, or up 18.1% in just over two months.

Figure 3: Iron ore (Fe 62%) price movements (US\$/Mt) between Jan 2019 and Jan 2020



2019 nCoV outbreak expected to lower China's iron ore demand in 1Q20F

The Wuhan coronavirus (nCoV) outbreak, which surfaced in China's Hubei province in late-Dec 2019, will affect China's steel demand due to 1) a delayed restart of construction and manufacturing activities after the Chinese government extended the Lunar New Year break, and 2) transport restrictions which will hinder the distribution of steel products and raw materials. Furthermore, Hubei, known as China's heavy industry hub, hosts the headquarters of the country's largest steel manufacturing companies, including Baowu Steel Group's Wuhan Iron and

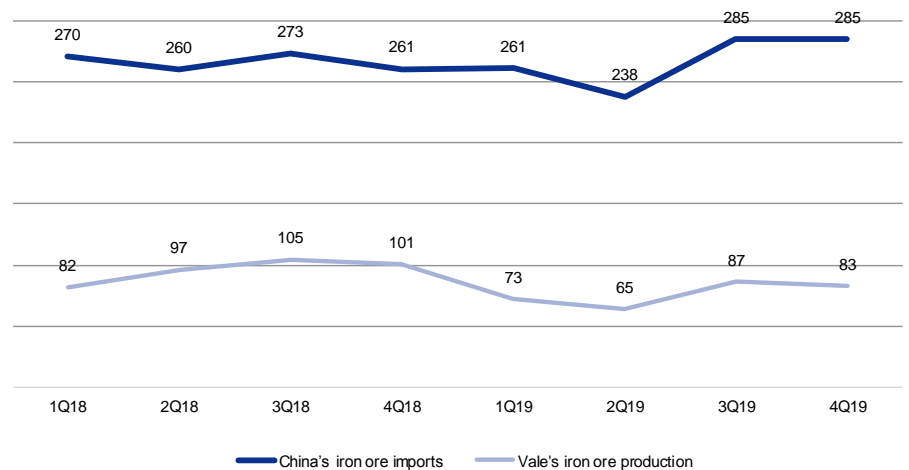
Steel Corp. As China accounts for around 70-80% of global seaborne iron ore trades, reduced demand from China will significantly hurt global iron ore demand.

We keep unchanged our forecast that the average price of iron ore in 2020F will be 14.0-19.4% lower yoy

We forecast iron ore prices will trade at around US\$75-80/tonne this year, down 14.0-19.4% yoy, due to the following reasons:

- Iron ore prices reached a peak in 2019, averaging at an estimated US\$93.1/tonne (+33.7% yoy) as the iron ore market faced a supply shock after a dam collapse in southern Brazil in Jan 2019 (resulting in closure of the Brucutu mine and other mines in its vicinity), coupled with tightened supply from Australia.
- Operation at the Brutucu mine is slated to resume after safety tests complete in 2Q20. Furthermore, mining operations in Australia have recovered.
- Other operators continue to maintain high production levels in 2019 in order to partially offset the shortage of Vale's output in 1H19, so as to ensure iron ore supply shocks may not repeat.
- Crude steel production in Hubei province accounted for about 4% of the country's steel output in 2019, according to China Iron and Steel Association (CISA). Iron ore demand in Hubei was around 2.5m tonnes/month in 2019, according to our estimates. As efforts are stepped up to prevent the nCoV from spreading, we estimate Hubei's reduced demand will mitigate the impact of Vale's production cut, thereby helping to keep iron ore prices at a low level in 1Q20F. Additionally, China's iron ore demand (excluding from Hubei province) reached 87m tonnes/month in 2019. Assuming a decline of only 10% in China's iron ore demand due to nCoV, the global iron ore demand will drop 5.0-5.3%, according to our estimates.

Figure 4: China's iron ore import vs. Vale's iron ore production (m tonnes)



SOURCES: VNDIRECT RESEARCH, COMPANY REPORTS, CISA

Valuation and forecast

Figure 5: VNDS Research's FY20-21F forecast summary (VNDbn)

	FY18A	FY19A	FY20F	FY21F
Total revenue	55,836	63,658	72,825	85,160
Steel	46,424	50,179	60,169	72,372
Gross profit	11,671	11,185	14,316	16,255
Gross profit margin	20.9%	17.6%	19.7%	19.1%
SG&A expense	1,121	1,442	1,744	2,040
EBITDA	12,524	11,914	17,556	19,901
Interest expense	540	937	1,782	1,536
Pretax profit	10,071	9,097	10,776	12,626
NPATMI	8,573	7,508	9,132	10,705
Net margin	15.4%	11.4%	12.5%	12.6%
EBITDA margin	18.5%	18.7%	17.0%	16.4%
SG&A as % of revenue	2.0%	2.3%	2.4%	2.4%
Revenue growth	21.0%	14.0%	14.4%	16.9%
Net profit growth	7.1%	-12.4%	21.6%	17.2%
EPS	3,039	2,655	3,225	3,780
Sale volume (tonnes)				
Construction steel	2,379	2,775	3,591	4,041
Steel pipe	654	751	813	894
ASP growth (%)	9.8%	-6.5%	-3.6%	0.1%

SOURCES: VNDIRECT RESEARCH, COMPANY REPORTS

Reiterate Add with a target price of VND29,700

We keep our TP unchanged and maintain our Add call in light of a better outlook in FY20-21F thanks to 1) continual domestic market share expansion, and 2) the commissioning of Dung Quat Steel Complex Phase 2. Our TP is based on an equal weighting of (1) 12M forward P/E of 8.0x on FY20F EPS; and (2) a DCF valuation over a 10-year projection period. Lower-than-expected iron ore prices are a potential re-rating catalyst. Risks to our Add call include: (1) slower-than-expected steel demand growth, and (2) lower-than-expected utilisation rate at DQSC.

Figure 6: DCF model - key assumptions & input, based on our estimates

General assumptions	
Risk free rate (10-year VGB yield)	4.0%
Equity risk premium	10.0%
Beta (source: BB, 1-y adj. beta)	1.1
Cost of equity	15.1%
Long-term growth rate	2.0%
Cost of Debt	5.0%
WACC	11.8%
(in VND bn, otherwise noted)	
PV of DCF (10 years)	84,926
PV of Terminal value	45,876
Enterprise value	130,802
Less: Total Debt	41,605
Plus: Cash and Cash equiv.	3,503
Less: Minority Interest	154
Implied EV	92,546
No. of o/s shares (mn shares)	2,761
Implied value per share (VND)	33,518

SOURCES: VNDIRECT RESEARCH, COMPANY REPORTS

Figure 7: P/E method, key assumptions, based on our estimates

EPS 2020	3,225
Industry average multiple	5.8
Premium	37.7%
Target multiple	8.0
Implied value per share (VND)	25,800

SOURCES: VNDIRECT RESEARCH

Figure 8: Blended target price, based on our estimates

Method	Implied value per share (VND)	Weight (%)	Weighted price (VND)
DCF	33,518	50%	16,759
P/E	25,800	50%	12,900
Target price (VND, rounded)			29,700

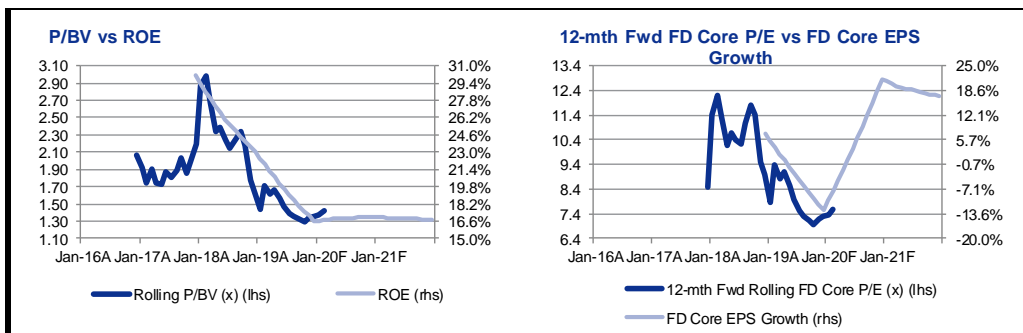
SOURCES: VNDIRECT RESEARCH

Figure 9: Peer comparison

Company	Ticker	Recom.	Price	TP	Mkt cap	P/E (x)		3-year EPS	P/BV (x)		EV/EBITDA (x)		ROE (%)	
			LC\$	LC\$	US\$ m	CY20F	CY21F	CAGR (%)	CY20F	CY21F	CY20F	CY21F	CY20F	CY21F
Regional listed steel producers														
Sansteel Minguang Co Ltd -A	002110 CH	na	7.58	na	2,653	3.9	4.2	na	0.9	0.8	2.7	2.6	19.7	18.7
Xinxing Ductile Iron Pipes-A	000778 CH	na	3.43	na	1,955	7.1	6.7	76.7	0.6	0.6	5.1	4.9	8.0	8.0
Xinyu Iron & Steel Co Ltd-A	600782 CH	na	4.2	na	1,912	3.8	3.8	437.3	0.6	0.5	3.2	2.7	15.8	13.8
Nanjing Iron & Steel Co-A	600282 CH	na	2.94	na	1,860	4.0	3.9	na	0.8	0.7	4.0	3.9	18.6	17.1
Liuzhou Iron & Steel Co-A	601003 CH	na	4.66	na	1,705	5.6	5.2	na	1.0	0.9	14.0	63.8	18.8	17.9
Hangzhou Iron & Steel Co-A	600126 CH	na	4.46	na	2,151	na	na	na	na	na	14.8	14.4	na	na
SGIS Songshan Co Ltd-A	000717 CH	na	3.58	na	1,237	4.7	4.7	na	1.1	0.9	3.2	3.1	23.1	18.9
<i>Average</i>					2,141	6.2	5.4		0.8	0.7	6.9	13.7	14.8	13.9
<i>Median</i>					2,099	4.9	4.7		0.8	0.7	3.9	3.9	17.5	15.7
Hoa Phat Group	HPG VN	Add	25,200	29,700	2,997	7.8	6.7	7.7	1.2	1.0	5.7	4.6	17.0	16.8

Note: Not Rated forecasts based on Bloomberg consensus estimates.
SOURCES: VNDIRECT RESEARCH, BLOOMBERG, DATA AS OF 06 FEB 2020

BY THE NUMBERS



Profit & Loss

(VNDb)	Dec-18A	Dec-19A	Dec-20F	Dec-21F	Dec-22F
Total Net Revenues	55,836	63,658	72,825	85,160	95,704
Gross Profit	11,671	11,185	14,316	16,255	19,368
Operating EBITDA	12,524	11,914	17,556	19,872	22,710
Depreciation And Amortisation	-2,206	-2,417	-5,194	-5,965	-5,965
Operating EBIT	10,318	9,498	12,362	13,906	16,745
Financial Income/(Expense)	-245	-465	-1,563	-1,295	-720
Pretax Income/(Loss) from Assoc.	0	-1	0	0	0
Non-Operating Income/(Expense)	-1	66	-22	-10	-45
Profit Before Tax (pre-EI)	10,071	9,097	10,776	12,602	15,980
Exceptional Items					
Pre-tax Profit	10,071	9,097	10,776	12,602	15,980
Taxation	-1,471	-1,518	-1,616	-1,890	-2,397
Exceptional Income - post-tax					
Profit After Tax	8,601	7,578	9,160	10,712	13,583
Minority Interests	-28	-71	-28	-28	-28
Preferred Dividends					
FX Gain/(Loss) - post tax					
Other Adjustments - post-tax	-181	-182	-229	-268	-340
Net Profit	8,392	7,326	8,903	10,416	13,216
Recurring Net Profit	8,392	7,326	8,903	10,416	13,216
Fully Diluted Recurring Net Profit	8,392	7,326	8,903	10,416	13,216

Cash Flow

(VNDb)	Dec-18A	Dec-19A	Dec-20F	Dec-21F	Dec-22F
EBITDA	12,524	11,914	17,556	19,872	22,710
Cash Flow from Inv. & Assoc.	0	-1	0	0	0
Change In Working Capital	-2,766	-8,494	-2,054	-5,302	-1,731
(Incr)/Decr in Total Provisions	-73	0	0	0	0
Other Non-Cash (Income)/Expense	0	0	0	0	0
Other Operating Cashflow	-86	-8	-134	-128	-383
Net Interest (Paid)/Received	-540	-937	-1,782	-1,600	-1,064
Tax Paid	-1,416	-1,518	-1,616	-1,890	-2,397
Cashflow From Operations	7,642	955	11,970	10,951	17,136
Capex	-27,594	-27,594	-1,099	-800	-500
Disposals Of FAs/subsidiaries	65	0	0	0	0
Acq. Of Subsidiaries/investments	6,148	2,350	629	0	0
Other Investing Cashflow	849	41	-41	0	0
Cash Flow From Investing	-20,533	-25,203	-510	-800	-500
Debt Raised/(repaid)	11,137	26,058	-10,214	-7,634	-13,514
Proceeds From Issue Of Shares	11	0	0	0	0
Shares Repurchased					
Dividends Paid	-6	0	-1,381	-1,381	-2,761
Preferred Dividends					
Other Financing Cashflow					
Cash Flow From Financing	11,143	26,058	-11,595	-9,014	-16,276
Total Cash Generated	-1,748	1,810	-136	1,137	360
Free Cashflow To Equity	-1,754	1,810	1,245	2,517	3,121
Free Cashflow To Firm	-12,351	-23,311	13,241	11,751	17,699

SOURCES: VND RESEARCH, COMPANY REPORTS

BY THE NUMBERS... cont'd

Balance Sheet

(VNDb)	Dec-18A	Dec-19A	Dec-20F	Dec-21F	Dec-22F
Total Cash And Equivalents	6,240	5,939	5,175	6,388	7,066
Total Debtors	3,210	3,575	6,173	8,166	7,555
Inventories	14,115	19,412	19,360	22,786	26,247
Total Other Current Assets	1,743	1,546	2,274	2,659	2,988
Total Current Assets	25,309	30,472	32,982	39,999	43,856
Fixed Assets	50,852	68,992	69,684	65,732	61,780
Total Investments	67	26	67	67	67
Intangible Assets	217	269	195	183	172
Total Other Non-Current Assets	1,778	2,032	2,319	2,712	3,048
Total Non-current Assets	52,914	71,319	72,264	68,694	65,066
Short-term Debt	11,495	16,838	19,492	13,349	2,073
Current Portion of Long-Term Debt					
Total Creditors	8,707	6,178	8,071	9,247	10,675
Other Current Liabilities	2,435	3,982	3,175	3,713	4,173
Total Current Liabilities	22,636	26,998	30,738	26,309	16,921
Total Long-term Debt	12,811	19,842	16,574	14,082	11,992
Hybrid Debt - Debt Component					
Total Other Non-Current Liabilities	2,153	7,163	728	852	957
Total Non-current Liabilities	14,964	27,005	17,302	14,934	12,949
Total Provisions	0	0	0	0	0
Total Liabilities	37,600	54,003	48,040	41,243	29,870
Shareholders' Equity	40,496	47,605	57,024	67,240	78,815
Minority Interests	127	183	182	210	237
Total Equity	40,623	47,788	57,206	67,450	79,052

Key Ratios

	Dec-18A	Dec-19A	Dec-20F	Dec-21F	Dec-22F
Revenue Growth	21.0%	14.0%	14.4%	16.9%	12.4%
Operating EBITDA Growth	9.7%	(4.9%)	47.4%	13.2%	14.3%
Operating EBITDA Margin	22.4%	18.7%	24.1%	23.3%	23.7%
Net Cash Per Share (VND)	-6,543	-11,134	-11,188	-7,621	-2,535
BVPS (VND)	14,667	17,241	20,653	24,353	28,545
Gross Interest Cover	19.11	10.14	6.94	8.69	15.74
Effective Tax Rate	14.6%	16.7%	15.0%	15.0%	15.0%
Net Dividend Payout Ratio	0.1%	NA	13.1%	11.2%	17.7%
Accounts Receivables Days	31.92	19.45	24.50	30.73	29.98
Inventory Days	106.9	116.6	121.3	111.6	117.2
Accounts Payables Days	53.44	51.77	44.56	45.87	47.63
ROIC (%)	27.9%	13.0%	12.3%	13.3%	15.9%
ROCE (%)	19.2%	13.3%	14.2%	15.1%	18.2%
Return On Average Assets	15.4%	10.3%	11.5%	12.6%	14.9%

Key Drivers

	Dec-18A	Dec-19A	Dec-20F	Dec-21F	Dec-22F
ASP (% Change)	9.8%	-6.1%	-3.9%	0.1%	-0.4%
Unit Sales Growth (%)	6.4%	13.0%	27.8%	20.1%	14.5%
Utilisation Rate (%)	84.7%	63.9%	68.9%	77.6%	83.3%

SOURCES: VND RESEARCH, COMPANY REPORTS

DISCLAIMER

The content of this report (including the views and opinions expressed therein, and the information comprised therein) has been prepared by and belongs to VNDIRECT Securities Corporation, and is distributed by CGS-CIMB pursuant to an arrangement between VNDIRECT Securities Corporation and CGS-CIMB. VNDIRECT Securities Corporation is not an affiliate of CGS-CIMB.

This report is not directed to, or intended for distribution to or use by, any person or entity who is a citizen or resident of or located in any locality, state, country or other jurisdiction where such distribution, publication, availability or use would be contrary to law or regulation.

By accepting this report, the recipient hereof represents and warrants that he is entitled to receive such report in accordance with the restrictions set forth below and agrees to be bound by the limitations contained herein (including the "Restrictions on Distributions" set out below). Any failure to comply with these limitations may constitute a violation of law. This publication is being supplied to you strictly on the basis that it will remain confidential. No part of this report may be (i) copied, photocopied, duplicated, stored or reproduced in any form by any means or (ii) redistributed or passed on, directly or indirectly, to any other person in whole or in part, for any purpose without the prior written consent of CGS-CIMB.

The information contained in this research report is prepared from data believed to be correct and reliable at the time of issue of this report.

VNDIRECT Securities Corporation may or may not issue regular reports on the subject matter of this report at any frequency and may cease to do so or change the periodicity of reports at any time. Neither VNDIRECT Securities Corporation nor CGS-CIMB is under any obligation to update this report in the event of a material change to the information contained in this report. Neither VNDIRECT Securities Corporation nor CGS-CIMB has any and will accept any, obligation to (i) check or ensure that the contents of this report remain current, reliable or relevant, (ii) ensure that the content of this report constitutes all the information a prospective investor may require, (iii) ensure the adequacy, accuracy, completeness, reliability or fairness of any views, opinions and information, and accordingly, VNDIRECT Securities Corporation, CGS-CIMB and their respective affiliates and related persons including China Galaxy International Financial Holdings Limited ("CGIFHL") and CIMB Group Sdn. Bhd. ("CIMBG") and their respective related corporations (and their respective directors, associates, connected persons and/or employees) shall not be liable in any manner whatsoever for any consequences (including but not limited to any direct, indirect or consequential losses, loss of profits and damages) of any reliance thereon or usage thereof. In particular, VNDIRECT Securities Corporation and CGS-CIMB disclaim all responsibility and liability for the views and opinions set out in this report.

Unless otherwise specified, this report is based upon reasonable sources. Such sources will, unless otherwise specified, for market data, be market data and prices available from the main stock exchange or market where the relevant security is listed, or, where appropriate, any other market. Information on the accounts and business of company(ies) will generally be based on published statements of the company(ies), information disseminated by regulatory information services, other publicly available information and information resulting from our research. Whilst every effort is made to ensure that statements of facts made in this report are accurate, all estimates, projections, forecasts, expressions of opinion and other subjective judgments contained in this report are based on assumptions considered to be reasonable as of the date of the document in which they are contained and must not be construed as a representation that the matters referred to therein will occur. Past performance is not a reliable indicator of future performance. The value of investments may go down as well as up and those investing may, depending on the investments in question, lose more than the initial investment. No report shall constitute an offer or an invitation by or on behalf of CGS-CIMB or VNDIRECT Securities Corporation, or their respective affiliates (including CGIFHL, CIMBG and their respective related corporations) to any person to buy or sell any investments.

CGS-CIMB and/or VNDIRECT Securities Corporation and/or their respective affiliates and related corporations (including CGIFHL, CIMBG and their respective related corporations), their respective directors, associates, connected parties and/or employees may own or have positions in securities of the company(ies) covered in this research report or any securities related thereto and may from time to time add to or dispose of, or may be materially interested in, any such securities. Further, CGS-CIMB and/or VNDIRECT Securities Corporation, and/or their respective affiliates and their respective related corporations (including CGIFHL, CIMBG and their respective related corporations) do and seek to do business with the company(ies) covered in this research report and may from time to time act as market maker or have assumed an underwriting commitment in securities of such company(ies), may sell them to or buy them from customers on a principal basis and may also perform or seek to perform significant investment banking, advisory, underwriting or placement services for or relating to such company(ies) as well as solicit such investment, advisory or other services from any entity mentioned in this report.

CGS-CIMB and/or VNDIRECT Securities Corporation and/or their respective affiliates (including CGIFHL, CIMBG and their respective related corporations) may enter into an agreement with the company(ies) covered in this report relating to the production of research reports. CGS-CIMB and/or VNDIRECT Securities Corporation may disclose the contents of this report to the company(ies) covered by it and may have amended the contents of this report following such disclosure.

The analyst responsible for the production of this report hereby certifies that the views expressed herein accurately and exclusively reflect his or her personal views and opinions about any and all of the issuers or securities analysed in this report and were prepared independently and autonomously. No part of the compensation of the analyst(s) was, is, or will be directly or indirectly related to the inclusion of specific recommendations(s) or view(s) in this report. The analyst(s) who prepared this research report is prohibited from receiving any compensation, incentive or bonus based on specific investment banking transactions or for providing a specific recommendation for, or view of, a particular company. Information barriers and other arrangements may be established where necessary to prevent conflicts of interests arising. However, the analyst(s) may receive compensation that is based on his/their coverage of company(ies) in the performance of his/their duties or the performance of his/their recommendations and the research personnel involved in the preparation of this report may also participate in the solicitation of the businesses as described above. In reviewing this research report, an investor should be aware that any or all of the foregoing, among other things, may give rise to real or potential conflicts of interest. Additional information is, subject to the duties of confidentiality, available on request.

The term "VNDIRECT Securities Corporation" shall, unless the context otherwise requires, mean VNDIRECT Securities Corporation and its affiliates, subsidiaries and related companies. The term "CGS-CIMB" shall denote, where appropriate, the relevant entity distributing or disseminating the report in the particular jurisdiction referenced below, or, in every other case except as otherwise stated herein, CGS-CIMB Securities International Pte. Ltd. and its affiliates, subsidiaries and related corporations.

CGS-CIMB

Country	CGS-CIMB Entity	Regulated by
Hong Kong	CGS-CIMB Securities (Hong Kong) Limited	Securities and Futures Commission Hong Kong
India	CGS-CIMB Securities (India) Private Limited	Securities and Exchange Board of India (SEBI)
Indonesia	PT CGS-CIMB Sekuritas Indonesia	Financial Services Authority of Indonesia
Malaysia	CGS-CIMB Securities Sdn. Bhd. (formerly known as Jupiter Securities Sdn. Bhd.)	Securities Commission Malaysia
Singapore	CGS-CIMB Research Pte. Ltd.	Monetary Authority of Singapore
South Korea	CGS-CIMB Securities (Hong Kong) Limited, Korea Branch	Financial Services Commission and Financial Supervisory Service
Thailand	CGS-CIMB Securities (Thailand) Co. Ltd.	Securities and Exchange Commission Thailand

--	--	--

(i) As of January 31, 2020 VNDIRECT Securities Corporation has a proprietary position in the securities (which may include but not limited to shares, warrants, call warrants and/or any other derivatives) in the following company or companies covered or recommended in this report:

(a) -

(ii) As of February 7, 2020, the analyst(s) who prepared this report, and the associate(s), has / have an interest in the securities (which may include but not limited to shares, warrants, call warrants and/or any other derivatives) in the following company or companies covered or recommended in this report:

(a) -

This report does not purport to contain all the information that a prospective investor may require. CGS-CIMB, VNDIRECT Securities Corporation and their respective affiliates (including CGIFHL, CIMBG and their related corporations) do not make any guarantee, representation or warranty, express or implied, as to the adequacy, accuracy, completeness, reliability or fairness of any such information and opinion contained in this report. None of CGS-CIMB, VNDIRECT Securities Corporation and their respective affiliates and related persons (including CGIFHL, CIMBG and their related corporations) shall be liable in any manner whatsoever for any consequences (including but not limited to any direct, indirect or consequential losses, loss of profits and damages) of any reliance thereon or usage thereof.

This report is general in nature and has been prepared for information purposes only. It is intended for circulation amongst CGS-CIMB's and its affiliates' (including CGIFHL's, CIMBG's and their respective related corporations') clients generally and does not have regard to the specific investment objectives, financial situation and the particular needs of any specific person who may receive this report. The information and opinions in this report are not and should not be construed or considered as an offer, recommendation or solicitation to buy or sell the subject securities, related investments or other financial instruments or any derivative instrument, or any rights pertaining thereto.

Investors are advised to make their own independent evaluation of the information contained in this research report, consider their own individual investment objectives, financial situation and particular needs and consult their own professional and financial advisers as to the legal, business, financial, tax and other aspects before participating in any transaction in respect of the securities of company(ies) covered in this research report. The securities of such company(ies) may not be eligible for sale in all jurisdictions or to all categories of investors.

Restrictions on Distributions

Australia: Despite anything in this report to the contrary, this research is issued by VNDIRECT Securities Corporation and provided in Australia by CGS-CIMB Securities (Singapore) Pte. Ltd. and CGS-CIMB Securities (Hong Kong) Limited. This research is only available in Australia to persons who are "wholesale clients" (within the meaning of the Corporations Act 2001 (Cth) and is supplied solely for the use of such wholesale clients and shall not be distributed or passed on to any other person. You represent and warrant that if you are in Australia, you are a "wholesale client". This research is of a general nature only and has been prepared without taking into account the objectives, financial situation or needs of the individual recipient. CGS-CIMB Securities (Singapore) Pte. Ltd. and CGS-CIMB Securities (Hong Kong) Limited do not hold, and are not required to hold an Australian financial services license. CGS-CIMB Securities (Singapore) Pte. Ltd. and CGS-CIMB Securities (Hong Kong) Limited rely on "passporting" exemptions for entities appropriately licensed by the Monetary Authority of Singapore (under ASIC Class Order 03/1102) and the Securities and Futures Commission in Hong Kong (under ASIC Class Order 03/1103).

Canada: This research report has not been prepared in accordance with the disclosure requirements of Dealer Member Rule 3400 – Research Restrictions and Disclosure Requirements of the Investment Industry Regulatory Organization of Canada. For any research report distributed by CIBC, further disclosures related to CIBC conflicts of interest can be found at <https://researchcentral.cibcwm.com>.

China: For the purpose of this report, the People's Republic of China ("PRC") does not include the Hong Kong Special Administrative Region, the Macau Special Administrative Region or Taiwan. The distributor of this report has not been approved or licensed by the China Securities Regulatory Commission or any other relevant regulatory authority or governmental agency in the PRC. This report contains only marketing information. The distribution of this report is not an offer to buy or sell to any person within or outside PRC or a solicitation to any person within or outside of PRC to buy or sell any instruments described herein. This report is being issued outside the PRC to a limited number of institutional investors and may not be provided to any person other than the original recipient and may not be reproduced or used for any other purpose.

France: Only qualified investors within the meaning of French law shall have access to this report. This report shall not be considered as an offer to subscribe to, or used in connection with, any offer for subscription or sale or marketing or direct or indirect distribution of financial instruments and it is not intended as a solicitation for the purchase of any financial instrument.

Germany: This report is only directed at persons who are professional investors as defined in sec 31a(2) of the German Securities Trading Act

(WpHG). This publication constitutes research of a non-binding nature on the market situation and the investment instruments cited here at the time of the publication of the information.

The current prices/yields in this issue are based upon closing prices from Bloomberg as of the day preceding publication. Please note that neither the German Federal Financial Supervisory Agency (BaFin), nor any other supervisory authority exercises any control over the content of this report.

Hong Kong: This report is issued by VNDIRECT Securities Corporation and distributed in Hong Kong by CGS-CIMB Securities (Hong Kong) Limited (“CHK”) which is licensed in Hong Kong by the Securities and Futures Commission for Type 1 (dealing in securities), Type 4 (advising on securities) and Type 6 (advising on corporate finance) activities. Any investors wishing to purchase or otherwise deal in the securities covered in this report should contact the Head of Sales at CGS-CIMB Securities (Hong Kong) Limited. The views and opinions in this research report are of VNDIRECT Securities Corporation as of the date hereof and are subject to change. If the Financial Services and Markets Act of the United Kingdom or the rules of the Financial Conduct Authority apply to a recipient, our obligations owed to such recipient therein are unaffected. CHK has no obligation to update the opinion or the information in this research report.

CHK does not make a market on other securities mentioned in the report.

India:

This report is issued by VNDIRECT Securities Corporation and distributed in India by CGS-CIMB Securities (India) Private Limited (“CGS-CIMB India”). CGS-CIMB India is a subsidiary of CGS-CIMB Securities International Pte. Ltd. which in turn is a 50:50 joint venture company of CGIFHL and CIMBG. The details of the members of the group of companies of CGS-CIMB can be found at www.cgs-cimb.com, CGIFHL at www.chinastock.com.hk/en/ACG/ContactUs/index.aspx and CIMBG at www.cimb.com/en/who-we-are.html. CGS-CIMB India is registered with the National Stock Exchange of India Limited and BSE Limited as a trading and clearing member (Merchant Banking Number: INM000012037) under the Securities and Exchange Board of India (Stock Brokers and Sub-Brokers) Regulations, 1992. In accordance with the provisions of Regulation 4(g) of the Securities and Exchange Board of India (Investment Advisers) Regulations, 2013, CGS-CIMB India is not required to seek registration with the Securities and Exchange Board of India (“SEBI”) as an Investment Adviser. CGS-CIMB India is registered with SEBI (SEBI Registration Number: INZ000157134) as a Research Analyst (INH000000669) pursuant to the SEBI (Research Analysts) Regulations, 2014 (“Regulations”).

This report does not take into account the particular investment objectives, financial situations, or needs of the recipients. It is not intended for and does not deal with prohibitions on investment due to law/jurisdiction issues etc. which may exist for certain persons/entities. Recipients should rely on their own investigations and take their own professional advice before investment.

The report is not a “prospectus” as defined under Indian Law, including the Companies Act, 2013, and is not, and shall not be, approved by, or filed or registered with, any Indian regulator, including any Registrar of Companies in India, SEBI, any Indian stock exchange, or the Reserve Bank of India. No offer, or invitation to offer, or solicitation of subscription with respect to any such securities listed or proposed to be listed in India is being made, or intended to be made, to the public, or to any member or section of the public in India, through or pursuant to this report.

The research analysts, strategists or economists principally responsible for the preparation of this research report are segregated from the other activities of CGS-CIMB India and they have received compensation based upon various factors, including quality, accuracy and value of research, firm profitability or revenues, client feedback and competitive factors. Research analysts', strategists' or economists' compensation is not linked to investment banking or capital markets transactions performed or proposed to be performed by CGS-CIMB India or its affiliates.

CGS-CIMB India does not have actual / beneficial ownership of 1% or more securities of the subject company in this research report, at the end of the month immediately preceding the date of publication of this research report. However, since affiliates of CGS-CIMB India are engaged in the financial services business, they might have in their normal course of business financial interests or actual / beneficial ownership of one per cent or more in various companies including the subject company in this research report.

CGS-CIMB India or its associates, may: (a) from time to time, have long or short position in, and buy or sell the securities of the subject company in this research report; or (b) be engaged in any other transaction involving such securities and earn brokerage or other compensation or act as a market maker in the financial instruments of the subject company in this research report or act as an advisor or lender/borrower to such company or may have any other potential conflict of interests with respect to any recommendation and other related information and opinions.

CGS-CIMB India, its associates and the analyst engaged in preparation of this research report have not received any compensation for investment banking, merchant banking or brokerage services from the subject company mentioned in the research report in the past 12 months.

CGS-CIMB India, its associates and the analyst engaged in preparation of this research report have not managed or co-managed public offering of securities for the subject company mentioned in the research report in the past 12 months. The analyst from CGS-CIMB India engaged in preparation of this research report or his/her relative (a) do not have any financial interests in the subject company mentioned in this research report; (b) do not own 1% or more of the equity securities of the subject company mentioned in the research report as of the last day of the month preceding the publication of the research report; (c) do not have any material conflict of interest at the time of publication of the research report.

Indonesia: This report is issued by VNDIRECT Securities Corporation and distributed by PT CGS-CIMB Sekuritas Indonesia (“CGS-CIMB Indonesia”). The views and opinions in this research report are not our own but of VNDIRECT Securities Corporation as of the date hereof and are subject to change. CGS-CIMB Indonesia has no obligation to update the opinion or the information in this research report. This report is for private circulation only to clients of CGS-CIMB Indonesia. Neither this report nor any copy hereof may be distributed in Indonesia or to any Indonesian citizens wherever they are domiciled or to Indonesian residents except in compliance with applicable Indonesian capital market laws and regulations.

This research report is not an offer of securities in Indonesia. The securities referred to in this research report have not been registered with the Financial Services Authority (Otoritas Jasa Keuangan) pursuant to relevant capital market laws and regulations, and may not be offered or sold within the territory of the Republic of Indonesia or to Indonesian citizens through a public offering or in circumstances which constitute an offer within the meaning of the Indonesian capital market law and regulations.

Ireland: CGS-CIMB is not an investment firm authorised in the Republic of Ireland and no part of this document should be construed as CGS-CIMB acting as, or otherwise claiming or representing to be, an investment firm authorised in the Republic of Ireland.

Malaysia: This report is issued by VNDIRECT Securities Corporation and distributed in Malaysia by CGS-CIMB Securities Sdn. Bhd. (formerly known as Jupiter Securities Sdn. Bhd.) (“CGS-CIMB Malaysia”) solely for the benefit of and for the exclusive use of our clients. Recipients of this report are

to contact CGS-CIMB Malaysia, at 29th Floor Menara CIMB No. 1 Jalan Stesen Sentral 2, Kuala Lumpur Sentral 50470 Kuala Lumpur, Malaysia, in respect of any matters arising from or in connection with this report. CGS-CIMB Malaysia has no obligation to update, revise or reaffirm the opinion or the information in this research report after the date of this report.

New Zealand: In New Zealand, this report is for distribution only to persons who are wholesale clients pursuant to section 5C of the Financial Advisers Act 2008.

Singapore: This report is issued by VNDIRECT Securities Corporation and distributed by CGS-CIMB Research Pte Ltd ("CGS-CIMBR"). CGS-CIMBR is a financial adviser licensed under the Financial Advisers Act, Cap 110 ("FAA") for advising on investment products, by issuing or promulgating research analyses or research reports, whether in electronic, print or other form. Accordingly CGS-CIMBR is a subject to the applicable rules under the FAA unless it is able to avail itself to any prescribed exemptions.

Recipients of this report are to contact CGS-CIMB Research Pte Ltd, 50 Raffles Place, #16-02 Singapore Land Tower, Singapore in respect of any matters arising from, or in connection with this report. CGS-CIMBR has no obligation to update the opinion or the information in this research report. This publication is strictly confidential and is for private circulation only. If you have not been sent this report by CGS-CIMBR directly, you may not rely, use or disclose to anyone else this report or its contents.

If the recipient of this research report is not an accredited investor, expert investor or institutional investor, CGS-CIMBR accepts legal responsibility for the contents of the report without any disclaimer limiting or otherwise curtailing such legal responsibility. If the recipient is an accredited investor, expert investor or institutional investor, the recipient is deemed to acknowledge that CGS-CIMBR is exempt from certain requirements under the FAA and its attendant regulations, and as such, is exempt from complying with the following :

- (a) Section 25 of the FAA (obligation to disclose product information);
- (b) Section 27 (duty not to make recommendation with respect to any investment product without having a reasonable basis where you may be reasonably expected to rely on the recommendation) of the FAA;
- (c) MAS Notice on Information to Clients and Product Information Disclosure [Notice No. FAA-N03];
- (d) MAS Notice on Recommendation on Investment Products [Notice No. FAA-N16];
- (e) Section 36 (obligation on disclosure of interest in securities), and
- (f) any other laws, regulations, notices, directive, guidelines, circulars and practice notes which are relates to the above, to the extent permitted by applicable laws, as may be amended from time to time, and any other laws, regulations, notices, directive, guidelines, circulars, and practice notes as we may notify you from time to time. In addition, the recipient who is an accredited investor, expert investor or institutional investor acknowledges that a CGS-CIMBR is exempt from Section 27 of the FAA, the recipient will also not be able to file a civil claim against CGS-CIMBR for any loss or damage arising from the recipient's reliance on any recommendation made by CGS-CIMBR which would otherwise be a right that is available to the recipient under Section 27 of the FAA, the recipient will also not be able to file a civil claim against CGS-CIMBR for any loss or damage arising from the recipient's reliance on any recommendation made by CGS-CIMBR which would otherwise be a right that is available to the recipient under Section 27 of the FAA.

CGS-CIMBR, its affiliates and related corporations, their directors, associates, connected parties and/or employees may own or have positions in securities of the company(ies) covered in this research report or any securities related thereto and may from time to time add to or dispose of, or may be materially interested in, any such securities. Further, CGS-CIMBR, its affiliates and its related corporations do and seek to do business with the company(ies) covered in this research report and may from time to time act as market maker or have assumed an underwriting commitment in securities of such company(ies), may sell them to or buy them from customers on a principal basis and may also perform or seek to perform significant investment banking, advisory, underwriting or placement services for or relating to such company(ies) as well as solicit such investment, advisory or other services from any entity mentioned in this report.

As of February 7, 2020,, CGS-CIMBR does not have a proprietary position in the recommended securities in this report.

CGS-CIMBR does not make a market on the securities mentioned in the report.

South Korea: This report is issued by VNDIRECT Securities Corporation and distributed in South Korea by CGS-CIMB Securities (Hong Kong) Limited, Korea Branch ("CGS-CIMB Korea") which is licensed as a cash equity broker, and regulated by the Financial Services Commission and Financial Supervisory Service of Korea. In South Korea, this report is for distribution only to professional investors under Article 9(5) of the Financial Investment Services and Capital Market Act of Korea ("FSCMA").

Spain: This document is a research report and it is addressed to institutional investors only. The research report is of a general nature and not personalised and does not constitute investment advice so, as the case may be, the recipient must seek proper advice before adopting any investment decision. This document does not constitute a public offering of securities.

CGS-CIMB is not registered with the Spanish Comision Nacional del Mercado de Valores to provide investment services.

Sweden: This report contains only marketing information and has not been approved by the Swedish Financial Supervisory Authority. The distribution of this report is not an offer to sell to any person in Sweden or a solicitation to any person in Sweden to buy any instruments described herein and may not be forwarded to the public in Sweden.

Switzerland: This report has not been prepared in accordance with the recognized self-regulatory minimal standards for research reports of banks issued by the Swiss Bankers' Association (Directives on the Independence of Financial Research).

Thailand: This report is issued by VNDIRECT Securities Corporation and distributed by CGS-CIMB Securities (Thailand) Co. Ltd. ("CGS-CIMB Thailand") based upon sources believed to be reliable (but their accuracy, completeness or correctness is not guaranteed). The statements or expressions of opinion herein were arrived at after due and careful consideration for use as information for investment. Such opinions are subject to change without notice and CGS-CIMB Thailand has no obligation to update the opinion or the information in this research report.

CGS-CIMB Thailand may act or acts as Market Maker, and issuer and offerer of Derivative Warrants and Structured Note which may have the following securities as its underlying securities. Investors should carefully read and study the details of the derivative warrants in the prospectus before making investment decisions.

AAV, ADVANC, AEONTS, AMATA, AOT, AWC, BANPU, BBL, BCH, BCP, BCPG, BDMS, BEC, BEM, BGC, BGRIM, BH, BJC, BPP, BTS, CBG, CENTEL, CHG, CK, CKP, COM7, CPALL, CPF, CPN, DELTA, DTAC, EA, EGCO, EPG, ERW, ESSO, GFPT, GLOBAL, GPSC, GULF, GUNKUL,

HANA, HMPRO, INTUCH, IRPC, IVL, JAS, JMT, KBANK, KCE, KKP, KTB, KTC, LH, MAJOR, MBK, MEGA, MINT, MTC, ORI, OSP, PLANB, PRM, PSH, PSL, PTG, PTT, PTTEP, PTTGC, QH, RATCH, RS, SAWAD, SCB, SCC, SGP, SPALI, SPRC, STA, STEC, STPI, SUPER, TASCO, TCAP, THAI, THANI, THG, TISCO, TKN, TMB, TOA, TOP, TPIPP, TQM, TRUE, TTW, TU, VGI, WHA, BEAUTY, JMART, LPN, SISB, WORK.

Corporate Governance Report:

The disclosure of the survey result of the Thai Institute of Directors Association (“IOD”) regarding corporate governance is made pursuant to the policy of the Office of the Securities and Exchange Commission. The survey of the IOD is based on the information of a company listed on the Stock Exchange of Thailand and the Market for Alternative Investment disclosed to the public and able to be accessed by a general public investor. The result, therefore, is from the perspective of a third party. It is not an evaluation of operation and is not based on inside information.

The survey result is as of the date appearing in the Corporate Governance Report of Thai Listed Companies. As a result, the survey result may be changed after that date. CGS-CIMB Thailand does not confirm nor certify the accuracy of such survey result.

Score Range:	90 - 100	80 – 89	70 - 79	Below 70 or	No Survey Result
Description:	Excellent	Very Good	Good	N/A	

United Arab Emirates: The distributor of this report has not been approved or licensed by the UAE Central Bank or any other relevant licensing authorities or governmental agencies in the United Arab Emirates. This report is strictly private and confidential and has not been reviewed by, deposited or registered with UAE Central Bank or any other licensing authority or governmental agencies in the United Arab Emirates. This report is being issued outside the United Arab Emirates to a limited number of institutional investors and must not be provided to any person other than the original recipient and may not be reproduced or used for any other purpose. Further, the information contained in this report is not intended to lead to the sale of investments under any subscription agreement or the conclusion of any other contract of whatsoever nature within the territory of the United Arab Emirates.

United Kingdom and European Economic Area (EEA): In the United Kingdom and European Economic Area, this material is issued by VNDIRECT Securities Corporation and is being distributed by CGS-CIMB Securities (UK) Limited (“CGS-CIMB UK”). CGS-CIMB UK is authorized and regulated by the Financial Conduct Authority and its registered office is at 27 Knightsbridge, London, SW1X7YB. The material distributed by CGS-CIMB UK has been prepared in accordance with CGS-CIMB’s policies for managing conflicts of interest arising as a result of publication and distribution of this material. This material is for distribution only to, and is solely directed at, selected persons on the basis that those persons: (a) are eligible counterparties and professional clients of CGS-CIMB UK; (b) have professional experience in matters relating to investments falling within Article 19(5) of the Financial Services and Markets Act 2000 (Financial Promotion) Order 2005 (as amended, the “Order”), (c) fall within Article 49(2)(a) to (d) (“high net worth companies, unincorporated associations etc”) of the Order; (d) are outside the United Kingdom subject to relevant regulation in each jurisdiction, material(all such persons together being referred to as “relevant persons”). This material is directed only at relevant persons and must not be acted on or relied on by persons who are not relevant persons. Any investment or investment activity to which this material relates is available only to relevant persons and will be engaged in only with relevant persons.

Where this material is labelled as non-independent, it does not provide an impartial or objective assessment of the subject matter and does not constitute independent “research” (cannot remove research from here under the applicable rules of the Financial Conduct Authority in the UK. Consequently, any such non-independent material will not have been prepared in accordance with legal requirements designed to promote the independence of research (cannot remove research from here) and will not subject to any prohibition on dealing ahead of the dissemination of research. Any such non-independent material must be considered as a marketing communication.

United States: This research report is issued by VNDIRECT Securities Corporation and distributed in the United States of America by CGS-CIMB Securities (USA) Inc, a U.S. registered broker-dealer and a related company of CGS-CIMB Securities Sdn. Bhd. (formerly known as Jupiter Securities Sdn. Bhd.), CGS-CIMB Research Pte Ltd, PT CGS-CIMB Sekuritas Indonesia, CGS-CIMB Securities (Thailand) Co. Ltd, CGS-CIMB Securities (Hong Kong) Limited and CGS-CIMB Securities (India) Private Limited, and is distributed solely to persons who qualify as “U.S. Institutional Investors” as defined in Rule 15a-6 under the Securities and Exchange Act of 1934. This communication is only for Institutional Investors whose ordinary business activities involve investing in shares, bonds, and associated securities and/or derivative securities and who have professional experience in such investments. Any person who is not a U.S. Institutional Investor or Major Institutional Investor must not rely on this communication. The delivery of this research report to any person in the United States of America is not a recommendation to effect any transactions in the securities discussed herein, or an endorsement of any opinion expressed herein. CGS-CIMB Securities (USA) Inc, is a FINRA/SIPC member and takes responsibility for the content of this report. For further information or to place an order in any of the above-mentioned securities please contact a registered representative of CGS-CIMB Securities (USA) Inc.

CGS-CIMB Securities (USA) Inc. does not make a market on other securities mentioned in the report.

CGS-CIMB Securities (USA) Inc. has not managed or co-managed a public offering of any of the securities mentioned in the past 12 months.

CGS-CIMB Securities (USA) Inc. has not received compensation for investment banking services from any of the company mentioned in the past 12 months.

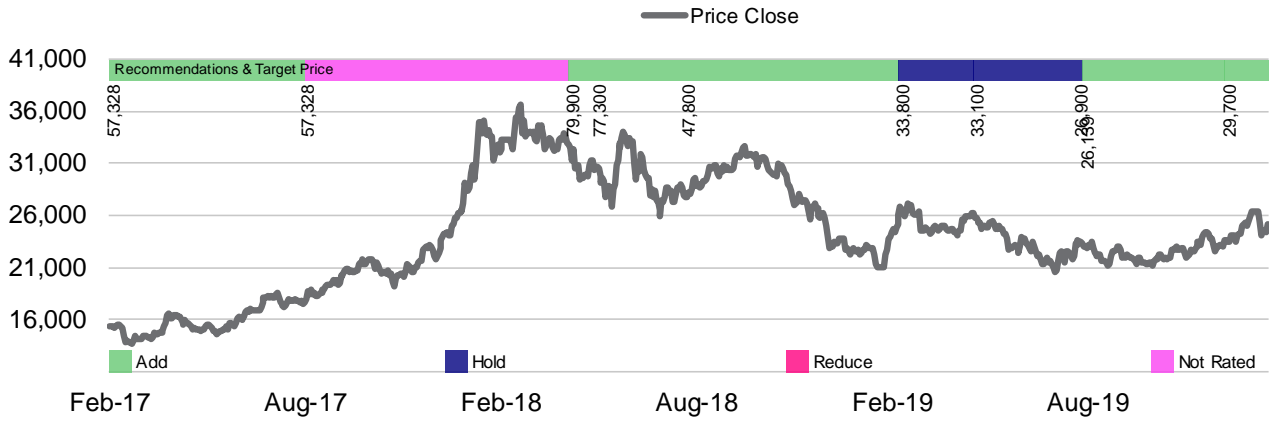
CGS-CIMB Securities (USA) Inc. neither expects to receive nor intends to seek compensation for investment banking services from any of the company mentioned within the next 3 months.

Other jurisdictions: In any other jurisdictions, except if otherwise restricted by laws or regulations, this report is only for distribution to professional, institutional or sophisticated investors as defined in the laws and regulations of such jurisdictions.

Distribution of stock ratings and investment banking clients for quarter ended on 31 December 2019		
798 companies under coverage for quarter ended on 31 December 2019		
	Rating Distribution (%)	Investment Banking clients (%)
Add	61.4%	0.0%
Hold	25.2%	0.0%
Reduce	13.4%	0.0%

Spitzer Chart for stock being researched (2 year data)

Hoa Phat Group (HPG VN)



Corporate Governance Report of Thai Listed Companies (CGR). CG Rating by the Thai Institute of Directors Association (Thai IOD) in 2019, Anti-Corruption 2019

ADVANC – Excellent, Certified, **AEONTS** – Good, n/a, **AH** – Very Good, n/a, **AMATA** – Excellent, Declared, **ANAN** – Excellent, Declared, **AOT** – Excellent, n/a, **AP** – Excellent, Certified, **ASP** – Very Good, Certified, **BAM** – not available, n/a, **BANPU** – Excellent, Certified, **BAY** – Excellent, Certified, **BBL** – Very Good, Certified, **BCH** – Good, Certified, **BPC** – Excellent, Certified, **BCPG** – Excellent, Certified, **BDMS** – Very Good, n/a, **BEAUTY** – Good, n/a, **BEC** – Very Good, n/a, **BGRIM** – Very Good, Declared, **BH** – Good, n/a, **BJC** – Very Good, n/a, **BJCHI** – Very Good, Certified, **BLA** – Very Good, Certified, **BPP** – Very Good, Declared, **BR** – Good, n/a, **BTS** – Excellent, Certified, **CBG** – Very Good, n/a, **CCET** – Good, n/a, **CENDEL** – Very Good, Certified, **CHAYO** – Good, n/a, **CHG** – Very Good, Declared, **CK** – Excellent, n/a, **COL** – Excellent, Declared, **CPALL** – Excellent, Certified, **CPF** – Excellent, Certified, **CPN** – Excellent, Certified, **CPNREIT** – not available, n/a, **CRC** – not available, n/a, **DELTA** – Excellent, Declared, **DEMCO** – Excellent, Certified, **DDD** – Very Good, n/a, **DIF** – not available, n/a, **DREIT** – not available, n/a, **DTAC** – Excellent, Certified, **EA** – Excellent, n/a, **ECL** – Very Good, Certified, **EGCO** – Excellent, Certified, **EPG** – Very Good, n/a, **ERW** – Very Good, n/a, **GFPT** – Excellent, Certified, **GGC** – Excellent, Certified, **GLOBAL** – Very Good, n/a, **GLOW** – Very Good, Certified, **GPSC** – Excellent, Certified, **GULF** – Very Good, n/a, **GUNKUL** – Excellent, Certified, **HANA** – Excellent, Certified, **HMPRO** – Excellent, Certified, **HUMAN** – Good, n/a, **ICHI** – Excellent, Declared, **III** – Excellent, n/a, **INTUCH** – Excellent, Certified, **IRPC** – Excellent, Certified, **ITD** – Very Good, n/a, **IVL** – Excellent, Certified, **JASIF** – not available, n/a, **BJC** – Very Good, n/a, **JMT** – Very Good, n/a, **KBANK** – Excellent, Certified, **KCE** – Excellent, Certified, **KKP** – Excellent, Certified, **KSL** – Excellent, Certified, **KTB** – Excellent, Certified, **KTC** – Excellent, Certified, **LH** – Excellent, n/a, **LPN** – Excellent, Certified, **M** – Very Good, Certified, **MACO** – Very Good, n/a, **MAJOR** – Very Good, n/a, **MAKRO** – Excellent, Certified, **MALEE** – Excellent, Certified, **MC** – Excellent, Certified, **MCOT** – Excellent, Certified, **MEGA** – Very Good, n/a, **MINT** – Excellent, Certified, **MK** – Very Good, n/a, **MTC** – Excellent, n/a, **NETBAY** – Very Good, n/a, **OSP** – Very Good, n/a, **PLANB** – Excellent, Certified, **PLAT** – Very Good, Certified, **PR9** – Excellent, n/a, **PSH** – Excellent, Certified, **PSTC** – Very Good, Certified, **PTT** – Excellent, Certified, **PTTEP** – Excellent, Certified, **PTTGC** – Excellent, Certified, **QH** – Excellent, Certified, **RATCH** – Excellent, Certified, **ROBINS** – Excellent, Certified, **RS** – Excellent, n/a, **RSP** – not available, n/a, **S** – Excellent, n/a, **SAPPE** – Very Good, Declared, **SAT** – Excellent, Certified, **SAWAD** – Very Good, n/a, **SC** – Excellent, Certified, **SCB** – Excellent, Certified, **SCC** – Excellent, Certified, **SCN** – Excellent, Certified, **SF** – Good, n/a, **SHR** – not available, n/a, **SIRI** – Very Good, Certified, **SPA** – Good, n/a, **SPALI** – Excellent, n/a, **SPRC** – Excellent, Certified, **STA** – Very Good, Certified, **STEC** – Excellent, n/a, **SVI** – Excellent, Certified, **SYNEX** – Excellent, Certified, **TASCO** – Excellent, Certified, **TCAP** – Excellent, Certified, **THANI** – Excellent, Certified, **TIPCO** – Very Good, Certified, **TISCO** – Excellent, Certified, **TKN** – Very Good, n/a, **TMB** – Excellent, Certified, **TNR** – Very Good, Certified, **TOP** – Excellent, Certified, **TPCH** – Good, n/a, **TPIPP** – Good, n/a, **TRUE** – Excellent, Certified, **TU** – Excellent, Certified, **TVO** – Excellent, Declared, **UNIQ** – not available, n/a, **VGI** – Excellent, Certified, **WHA** – Excellent, Certified, **WHART** – not available, n/a, **WICE** – Excellent, Certified, **WORK** – Good, n/a.

1 CG Score 2019 from Thai Institute of Directors Association (IOD)

2 AGM Level 2018 from Thai Investors Association

3 Companies participating in Thailand's Private Sector Collective Action Coalition Against Corruption programme (Thai CAC) under Thai Institute of Directors (as of November 30, 2018) are categorised into:

companies that have declared their intention to join CAC, and companies certified by CAC.

4 The Stock Exchange of Thailand: the record of listed companies with corporate sustainable development "Thai sustainability Investment 2018" included:

SET and mai listed companies passed the assessment conducted by the Stock Exchange of Thailand: THSI (SET) and THSI (mai)

SET listed companies passed the assessment conducted by the Dow Jones Sustainability Indices (DJSI).

RECOMMENDATION FRAMEWORK

Stock Ratings

Definition:

Add	The stock's total return is expected to reach 15% or higher over the next 12 months.
Hold	The stock's total return is expected to be between negative 10% and positive 15% over the next 12 months.
Reduce	The stock's total return is expected to fall below negative 10% over the next 12 months.

The total expected return of a stock is defined as the sum of the: (i) percentage difference between the target price and the current price and (ii) the forward net dividend yields of the stock. Stock price targets have an investment horizon of 12 months.

Sector Ratings

Definition:

Overweight	An Overweight rating means stocks in the sector have, on a market cap-weighted basis, a positive absolute recommendation.
Neutral	A Neutral rating means stocks in the sector have, on a market cap-weighted basis, a neutral absolute recommendation.
Underweight	An Underweight rating means stocks in the sector have, on a market cap-weighted basis, a negative absolute recommendation.

Country Ratings

Definition:

Overweight	An Overweight rating means investors should be positioned with an above-market weight in this country relative to benchmark.
Neutral	A Neutral rating means investors should be positioned with a neutral weight in this country relative to benchmark.
Underweight	An Underweight rating means investors should be positioned with a below-market weight in this country relative to benchmark.

Hien Tran Khanh – Deputy Head of Research

Email: hien.trankhanh@vndirect.com.vn

Tuan NGUYEN – Associate Manager

Email: tuan.nguyenthanh@vndirect.com.vn

VNDIRECT Securities Corporation

1 Nguyen Thuong Hien Str – Hai Ba Trung Dist – Ha Noi | Tel: +84 2439724568

Email: research@vndirect.com.vn | Website: <https://vndirect.com.vn>