

### Market commentary

Vietnamese Stock Markets saw contrary tendencies with VN-Index continuing its losing streak and HNX-Index rebounding sharply. VN-INDEX's sudden plunge to 735.39pts triggered vigorous bottom-fishing on those slumping large caps. Hence, the index quickly reversed and escalated to a high of 741.93pts right before getting knocked down by the rapid sell-offs in the late afternoon. Materials stocks (including HPG, HSG, DPM DCM and NKG) had the largest contribution in elevating investors' confidence. Notably, HSG hit its ceiling price following the official application of safeguard measures on galvanized steel plates. Such excitement also spread to Real Estate and Industrials sectors, especially NVL, CTD and ROS. Moreover, despite the falling oil prices, Energy sector resumed gains, of which PLX surged on steady foreign purchases. In contrast, Utilities sector pulled back drastically, driven by GAS that suffered miserably under foreigners' strong selling. Heavy losses were also seen in many Financial and Consumer pillars (such as SAB, BHS, CTG, VCB, BVH, MBB and HNG), thus offsetting the intraday gains. Consequently, VN-INDEX closed at 737.82pts (-0.05%) with 128 gainers, 120 losers and 78 unchanged. Meanwhile, HNX-INDEX performed positively and leveled at 93.91pts (+0.72%) with 112 leaders, 76 laggards and 191 unchanged.

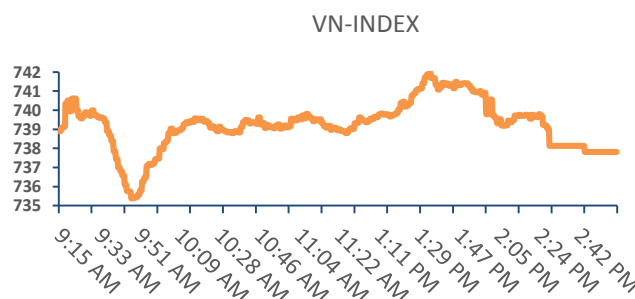
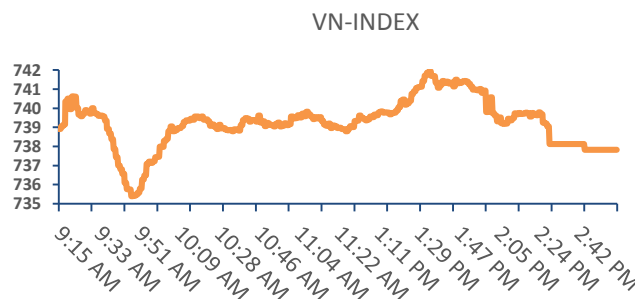
**Materials (+2.18%), Energy (+0.28%), and Industrials (+0.26%) increased. Health Care (-1.40%), Utilities (-1.23%), and Financials (-0.23%) negatively impacted the market.** Top index laggards were GAS (-1.77%), SAB (-0.99%), BHS (-6.80%), CTG (-0.53%), and VCB (-0.28%). Top index movers consisted of HPG (+3.58%), NVL (+1.67%), CTD (+2.88%), MSN (+0.93%), and ROS (+0.76%). On the put-through market, VIC with 17.36mn shares (VND698.7bn) was the biggest deal, followed by SAB with 1.46mn shares (VND280.7bn) and NVL with 2.1mn shares (VND138.6bn).

**Foreigners continued to net buy on both exchanges with total net-buying value of VND238.1bn.** They mainly bought SAB (VND296.4bn), VNM (VND156.1bn), and HPG (VND79.3bn) while sold SAB (VND300.1bn), VNM (VND131.8bn), and FPT (VND58.1bn).

Snapshot	HOSE	HNX
Close (pts)	737.8	93.9
1 Day change (%)	-0.05	0.72
Volume (mn shs)	214.2	74.2
Value (US\$m)	243.8	33.4
Gainers	128	112
Losers	120	76
Unchanged	78	191

Commodities & Currencies	Close	%chg
Gold(USD/Oz)	1,262	0.01
WTI Oil (\$/B) 1Mth	49.2	-0.99
Brent Oil (\$/B) 1Mth	51.3	-1.14
USDVND	22,708	0.01
EURVND	25,417	0.23

Source: Bloomberg



Sectors (VNIndex)	Price 1D chg	Index Wgt	P/E x	P/B x
Consumer Discretionary	0.01%	0.37	14.26	4.24
Consumer Staples	-0.23%	7.75	23.83	7.27
Energy	0.28%	3.89	13.95	3.12
Financials	-0.23%	4.05	19.71	1.88
Health Care	-1.40%	0.32	21.09	3.91
Industrials	0.26%	1.35	40.30	5.49
IT	-0.12%	0.96	11.78	2.12
Materials	2.18%	0.97	9.00	1.68
Real Estate	0.20%	3.53	27.51	3.11
Utilities	-1.23%	4.53	13.54	2.38

Source: Bloomberg

Country Peering	Close Points	1D chg %	P/E x	P/B x	Market cap US\$b
China	3,492.9	0.36	15.37	1.80	3,635
India	9,635.1	0.11	22.6	2.90	1,053
Indonesia	5,712.3	0.33	23.4	2.43	467
Laos	1,032.7	-0.13	14.22	0.86	1
Malaysia	1,762.4	-0.17	16.8	1.74	249
Philippines	7,837.1	-0.30	21.5	2.46	190
Taiwan	10,040.7	-0.61	15.6	1.67	990
Thailand	1,567.7	-0.05	15.9	1.89	455
<b>Vietnam</b>	<b>737.8</b>	<b>-0.05</b>	<b>15.9</b>	<b>2.20</b>	<b>79</b>

Source: Bloomberg

## Market News

**Oil fell amid doubts that prolonged cuts by OPEC and its allies will succeed in clearing a surplus while U.S. output remains so resilient.** Futures lost 1.6% in New York, falling for a second day. While U.S. crude stockpiles are forecast to have extended declines for an eighth week, American drillers continue to add rigs to shale fields. The OPEC-led deal to reduce production has helped to “stabilize the situation on the world hydrocarbons market,” Russian President Vladimir Putin said at a meeting in Moscow with Saudi Arabia’s Deputy Crown Prince Mohammed bin Salman. *(Bloomberg)*

**World Bank has approved a total of US\$358mn in financing for Vietnam,** including US\$240mn financing for urban infrastructure in cities of Bac Lieu, Ben Tre, Long Xuyen, Soc Trang, Tan An, Vi Thanh and Vinh Long; and US\$118mn in financing for reconstruction in provinces of Binh Dinh, Phu Yen, Quang Ngai, Ninh Thuan and Ha Tinh damaged in 2016 floods, the organization said in emailed press release. *(Bloomberg)*

**Vietnam Treasury sold VND2trl of 7-year bonds at 5.34%, VND1.34trl of 5-year bonds at 5.05%, VND1trl of 10-year bonds at 5.91%, and VND950bn of 15-year securities at 6.64% on May 31,** Hanoi Stock Exchange said on website. Furthermore, the Treasury offered VND300bn each of 10-year and 15-year notes; and VND600bn of 7-year tenors in extra auction on the same date. *(Bloomberg)*

**Vietnam posted a trade deficit of nearly US\$2.7bn as in Jan-May 2017, equal to 1.7% of the country’s total export turnover.** According to the Vietnam Customs, the total import-export turnover in 5M2017 was estimated at US\$161.28bn (+20.7% YoY). In particular, the export turnover hit US\$79.3bn (+17.4% YoY) while the import turnover reached US\$82bn (+23.9% YoY). *(English.vietnamnet.vn)*

**Merger and acquisition activity (M&A) raises total FDI.** Despite a decrease in newly-registered capital, the significant growth in the value of M&A became a key element in raising Vietnam’s FDI in 5M2017. Accordingly, Vietnam attracted US\$1.79bn worth of acquisitions from foreign investors in Jan-May 2017 (+116.2% YoY), according to the Ministry of Planning and Investment’s Foreign Investment Agency (FIA). This is a remarkable increase, reflecting the obvious trend of growing interest in entering Vietnam’s market through M&A. *(English.vietnamnet.vn)*

**On May 31, the Ministry of Industry and Trade issued Decision No. 1931/QD-BCT on the application of the official safeguard measures for galvanized steel plates** under 8 HS codes imported into Vietnam from several countries/regions. This decision will be effective within 15 days from the date of signing. *(Ndh.vn)*

## Corporate News

**Kinh Bac City Development Share Holding Corporation (KBC VN) – business activity:** KBC will raise the chartered capital of its subsidiary Hoa Sen Hotel Development Co., Ltd. from VND145.13bn to VND1.5trl. *(Hsx.vn)*

**Ho Chi Minh City Infrastructure Investment JSC (CII VN) - bond issuance:** On May 31, CII announced that the company had finished signing a contract to issue US\$20mn worth of convertible bonds with Industrial Bank of Korea (entrusted by the investor Rhinos Vietnam Convertible Bond Private Investment Fund No.2). The bonds will bear a coupon rate of 1%/year (in US\$) and be converted at the price of VND38,500/share. In case CII successfully sells the bonds and the investor converts the total US\$60mn worth of bonds (including the previously issued US\$40mn) to CII shares, CII would assume the entire 33.5mn treasury shares have been sold at VND38,500 each and the company has earned a cash surplus of VND540bn. (*Hsx.vn*)

**Cuongthuan Investment Corporation (CTI VN) - shareholder's activity:** Victory Holding Investment Limited bought 2mn CTI shares, thereby increasing its stake from 4.2mn shares (9.77%) to 6.2mn shares (10.16%) since May 25. (*Hsx.vn*)

**Thanh Thanh Cong Tay Ninh JSC (SBT VN) - shareholder's activity and business activity:** From May 11 to May 29, BoD member Dang Huynh Uc My bought 3mn SBT shares via order-matching method, therefore increasing her stake from 3,944,368 shares (1.56%) to 6,944,368 shares (2.74%). For further information, Gia Lai Province's Department of Planning and Investment has issued the business registration for TTC Attapeu Cane Sugar Limited Company with the chartered capital of VND815bn, of which Bien Hoa Sugar JSC (BHS) contributes VND489bn (60%) and SBT provides VND326bn (40%). BHS's Vice CEO Nguyen Quoc Viet is appointed as the legal representative of TTC Attapeu Cane Sugar Limited Company. For more information, on May 19, the BoD of SBT and BHS had jointly issued a Resolution regarding the investment in Hoang Anh Gia Lai Sugar Co. Ltd. (HAGL Sugar - unlisted). Accordingly, BHS and SBT spent VND1.33trl to purchase 100% of HAGL Sugar from HAGL Agrico (HNG VN) and one minority shareholder in May 2017. After the transaction, BHS and SBT owned 60% and 40% of the unit, respectively. (*Hsx.vn & Cafef.vn*)

**FLC Group JSC (FLC VN) – business activity:** FLC will set up a subsidiary named Viet Bamboo Airlines Company Limited operating in aviation sector. In particular, the firm will hold 100% stake in the new subsidiary (chartered capital of VND700bn) and assign Vice CEO Dang Tat Thang to be the representative of FLC's capital contribution. The subsidiary's registered business lines include real estate, construction, cargo, passenger transportation, etc. (*Cafef.vn*)

**Military Commercial JSB (MBB VN) – shareholder's activity:** Mrs. Nguyen Quynh Mai, wife of Vice CEO Ha Trong Khiem, has registered to sell 13,384 MBB shares out of 14,081 shares owned from Jun 02 to Jun 30 via order-matching method. (*Vietstock.vn*)

**Ho Chi Minh City Securities Corporation (HCM VN) – shareholders' activities:** BoD member Pham Nghiem Xuan Bac has registered to sell 50,000 HCM shares via order-matching or put-through method from Jun 02 to Jun 29. If successful, he will reduce his stake from 300,000 shares (0.23%) to 250,000 shares (0.19%). Moreover, in the same period, Cong Huong JSC, which relates to Mr. Bac, has also registered to sell 100,000 HCM shares, knowing that it currently holds 481,672 shares (0.37%). (*Hsx.vn*)

**Sai Gon Thuong Tin Real Estate JSC (SCR VN) – key personnel changes:** SCR's BoD has approved the resignation letter of Mr. Pham Nhat Vinh from Chairman Position since May 29 and appointed Mr. Pham Dien Trung to be new Chairman since May 30. Besides, Ms. Vo Thi Kim Tuyen has also been appointed as new BoD member from May 30. (*Hsx.vn*)

**Hang Xanh Motors Service JSC (HAX VN) - bonus share issuance:** Jun 13 and Jun 14 will be the ex-date and record date, respectively, for issuing 8,538,920 bonus shares at the ratio of 5:3. In addition, from Jun 14 to Jun 20, the company will issue 572,459 ESOP shares, which will be subject to 1-year transfer restriction. (*Hsx.vn*)

**Binh Dien Fertilizer JSC (BFC VN) - dividend payment:** Jun 09 and Jun 12 will be the ex-date and the record date, correspondingly, for paying the second 2016 cash dividend of VND1,000/share (est. 2016 dividend yield of 7.2%). The dividend will be paid on Jun 27. (*Vsd.vn*)

**Lam Son Sugar JSC (LSS VN) – shareholder’s activity:** Chairman Le Van Tam has registered to buy 1mn LSS shares (1.42%) via order-matching method from Jun 01 to Jun 30. If successful, he will raise his ownership in LSS from 1,836,580 shares (2.62%) to 2,836,580 shares (4.04%). (*Vietstock.vn*)

**The Southern Fertilizer JSC (SFG VN) – dividend payment:** Jun 14 and Jun 15 will be the ex-date and record date, respectively, for receiving the second 2016 cash dividend of VND600/share (est. 2016 dividend yield of 9%). The payment will be made from Jun 30. (*Cafef.vn*)

**Vietnam National Textile and Garment Group (VGT VN) - 2017 AGM:** Jun 13 and Jun 14 will be the ex-date and record date, respectively, for attending 2017 AGM, which will be held on Jun 29. (*Vsd.vn*)

**Ninh Van Bay Travel Real Estate JSC (NVT VN) - shareholder’s activity:** Chairman Le Xuan Hai has registered to sell 3mn NVT shares via order-matching or put-through method from Jun 02 to Jul 01. Currently, he holds 3,008,848 shares (3.32%). (*Cafef.vn*)

**Idico Infrastructure Development Investment JSC (HTI VN) – dividend payment:** Jun 08 and Jun 09 will be the ex-date and record date, correspondingly, for paying 2016 cash dividend of VND1,200/share (est. 2016 dividend yield of 6.15%). The payment will be made from Jun 28. (*Cafef.vn*)

**OPC Pharmaceutical JSC (OPC VN) - shareholder’s activity:** Chairman Trinh Xuan Vuong purchased 150,000 OPC shares (0.6%) via order-matching and put-through methods from May 09 to May 30, thereby raising his stake from 2,468,919 shares (9.75%) to 2,618,919 shares (10.35%). (*Hsx.vn*)

**Everland Investment JSC (EVG - unlisted) - stock listing:** Everland Investment JSC has been approved to list its 30mn shares under ticker EVG on Ho Chi Minh Stock Exchange (HOSE). The stock will be traded from Jun 08 with the reference price on the first trading day of VND11,800/share. (*Hsx.vn*)

**Binh Thanh Import-Export Production and Trade JSC (GIL VN) - 2017 AGM resolution and dividend payment:** According to 2017 AGM resolution, GIL sets 2017 business targets with revenue of VND1.4trl, EAT of VND75-85bn and dividend ratio of 25-35% (not stated in cash or stock). Additionally, the shareholders also approved the resignations of 2 BoD members, including Ms. Le Thi Le Hang and Mr. Nguyen Manh Hung, and the resignation of Supervisory Board member Nguyen Duc Minh. Besides, the firm will pay 2016 cash dividend of VND2,500/share (est. 2016 dividend yield of 5.1%). Accordingly, Jun 16 and Jun 29 will be the record date and the payment date, respectively, for receiving such dividend. (*Hsx.vn*)

**Ba Ria - Vung Tau House Development JSC (HDC VN) - dividend payment:** Jun 15 and Jun 16 will be the ex-date and record date, correspondingly, for receiving 2016 cash dividend payment of VND1,000/share (est. 2016 dividend yield of 7.6%). The payment will be made from Jul 17. *(Hsx.vn)*

**Industrial Urban Development JSC No. 2 (D2D VN) - investment activity and shareholder's activity:** By May 30, D2D had completed the capital contribution to Road No. 319 Extension and Intersection with Ho Chi Minh – Long Thanh – Dau Giay Highway Project, according to the announcement on the company's website. Besides, Chairman Ho Duc Thanh has registered to buy 30,000 D2D shares from Jun 02 to Jun 30 via order-matching method for the purpose of restructuring his portfolio. Hence, if successful, Mr. Thanh will raise his ownership from 2,800,008 shares (26.17%) to 2,830,008 shares (26.45%). *(Hsx.vn)*

**Sai Gon Ship JSC (SGS VN) - shareholder's activity:** Global Logistics Service Co., Ltd. has registered to buy 3,460,800 SGS shares via put-through method from May 31 to Jun 29, knowing that it currently holds no stake in SGS. *(Cafef.vn)*

**Vietnam Investment Securities Company (IVS VN) - shareholders' activities:** Mr. Le Duc Tho, brother-in-law of Chairman Nguyen Duy Toai, has registered to divest his entire stake 239,200 IVS shares (0.7%) via order-matching and put-through methods from May 31 to Jun 29. Moreover, in the same period, Mr. Nguyen Duy Thao, Mr. Toai's brother, has also registered to fully divest 479,400 IVS shares (1.41%) via order-matching and put-through methods. *(Cafef.vn)*

**Can Tho Mineral & Cement JSC (CCM VN) - shareholders' activities:** BoD member Phan Hoang Tuan has registered to divest his entire stake of 427,300 CCM shares (9.29%) via order-matching and put-through methods from May 31 to Jun 28. Moreover, in the same period, Gia Thy Construction JSC, which relates to Mr. Tuan, has also registered to fully divest 197,400 CCM shares (4.29%) via order-matching and put-through methods. *(Cafef.vn)*

**Electronics Communications Technology Investment Development Corporation (ELC VN) - shareholder's activity:** BoD member cum Vice CEO Nguyen Manh Hai has registered to buy 700,000 ELC shares via order-matching and put-through methods from Jun 06 and Jun 27. If successful, he will increase his stake from 2,590,276 shares (5.44%) to 3,290,276 shares (6.91%). *(Cafef.vn)*

**Sao Mai Group Corporation (ASM VN) - investment activity:** ASM's Board approved the acquisition of additional 20.27% stake in Nhut Hong JSC by purchasing 1,621,510 shares from Mr. Nguyen Van Kieu at the price of VND84,000/share. Thus, the company will pay a total of VND136.2bn for this investment. *(Cafef.vn)*

## MARKET MOVEMENTS

HOSE					
Top gainers					VND
Ticker	Last Price	Chg	%chg	Vol.	Index impact
DTT	9,630	630	7.0	250	0.002
AMD	16,850	1,100	7.0	1.41MLN	0.030
CTF	15,400	1,000	6.9	1,100	0.008
NSC	109,000	7,000	6.9	840	0.045
CIG	2,650	170	6.9	7,420	0.002

Top losers					
Ticker	Last Price	Chg	%chg	Vol.	Index impact
VTO	7,550	-20	-9.8	102,190	-0.027
SGT	9,720	-730	-7.0	109,990	-0.023
RIC	8,010	-600	-7.0	210	-0.007
SCR	11,350	-850	-7.0	14.75MLN	-0.081
NVT	4,010	-300	-7.0	86,840	-0.011

Top index movers					
Ticker	Last Price	Chg	%chg	Vol.	Index impact
HPG	30,400	1,050	3.6	8.34MLN	0.555
NVL	67,000	1,100	1.7	825,980	0.271
CTD	214,000	6,000	2.9	155,720	0.193
MSN	43,200	400	0.9	482,750	0.192
ROS	132,000	1,000	0.8	5.30MLN	0.180

Top index laggards					
Ticker	Last Price	Chg	%chg	Vol.	Index impact
GAS	55,600	-1,000	-1.8	391,640	-0.800
SAB	189,100	-1,900	-1.0	133,970	-0.509
BHS	21,250	-1,550	-6.8	3.50MLN	-0.193
CTG	18,800	-100	-0.5	1.06MLN	-0.156
VCB	36,200	-100	-0.3	1.48MLN	-0.150

Top active volume					
Ticker	Last Price	Chg	%chg	Vol.	Index impact
HQC	3,300	210	6.8	14.98MLN	0.037
SCR	11,350	-850	-7.0	14.75MLN	-0.081
HPG	30,400	1,050	3.6	8.34MLN	0.555
FLC	7,300	50	0.7	6.97MLN	0.013
HSG	32,800	2,100	6.8	5.34MLN	0.176

HNX					
Top gainers					VND
Ticker	Last Price	Chg	%chg	Vol.	Index impact
VFR	9,900	900	10.0	13,000	0.000
DPC	18,800	1,700	9.9	200	0.000
TV3	44,300	4,000	9.9	100	0.000
PPY	12,200	1,100	9.9	400	0.000
C92	10,000	900	9.9	100	0.000

Top losers					
Ticker	Last Price	Chg	%chg	Vol.	Index impact
VNF	43,100	-4,700	-9.8	100	0.000
VTV	17,700	-1,900	-9.7	88,100	0.000
PCG	5,700	-600	-9.5	1,100	0.000
NBP	15,500	-1,600	-9.4	1,200	0.000
SCL	4,000	-400	-9.1	200	0.000

Top index movers					
Ticker	Last Price	Chg	%chg	Vol.	Index impact
SHB	7,200	300	4.4	31.17MLN	0.292
NVB	5,700	500	9.6	8,400	0.160
DBC	29,900	1,300	4.6	176,900	0.078
API	30,200	2,700	9.8	45,600	0.055
PTI	26,700	2,300	9.4	100	0.052

Top index laggards					
Ticker	Last Price	Chg	%chg	Vol.	Index impact
VGC	17,000	-600	-3.4	197,900	-0.052
VCG	18,000	-400	-2.2	2.70MLN	-0.050
VND	18,800	-400	-2.1	454,100	-0.038
VC3	29,800	-1,200	-3.9	970,100	-0.034
HUT	11,800	-200	-1.7	1.50MLN	-0.032

Top active volume					
Ticker	Last Price	Chg	%chg	Vol.	Index impact
SHB	7,200	300	4.4	31.17MLN	0.000
VCG	18,000	-400	-2.2	2.70MLN	0.000
ACB	25,000	0	0.0	1.81MLN	0.000
PVS	17,000	200	1.2	1.81MLN	0.000
KLF	2,500	0	0.0	1.75MLN	0.000

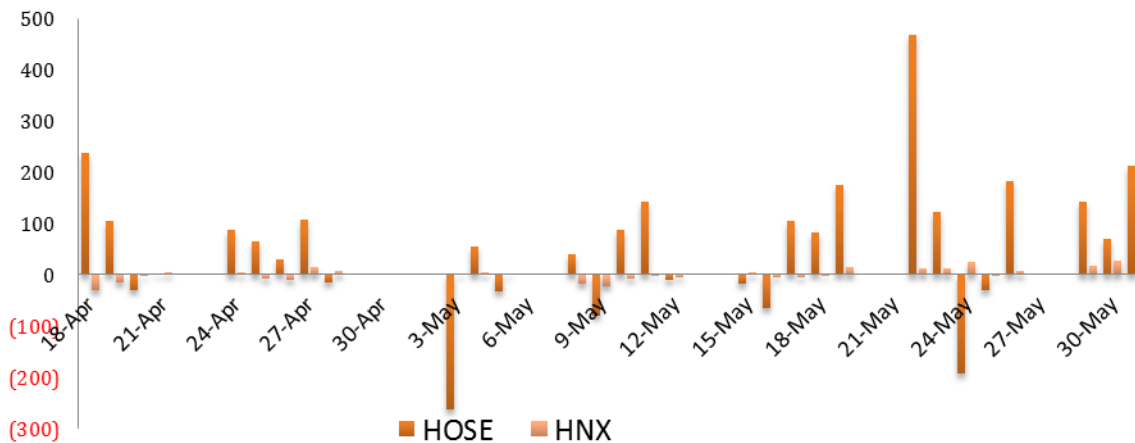
Source: Bloomberg

## FOREIGN ACTIVITIES

Volume (Mn'shs)	HOSE	d/d	HNX	d/d	Value (VND'bn)	HOSE	d/d	HNX	d/d
<b>F.BUY</b>	17.5	68.3%	3.2	-18.4%	<b>BUY</b>	964	222.7%	53	59.6%
% of market	8.2%		2.1%		% of market	17.5%		7.0%	
<b>F.SELL</b>	11.4	97.4%	2.1	236.8%	<b>SELL</b>	752	228.1%	27	287.4%
% of market	0.0%		0.0%		% of market	0.0%		3.5%	
<b>NET BUY (SELL)</b>	<b>6.1</b>		<b>1.1</b>		<b>NET BUY (SELL)</b>	<b>212</b>		<b>26</b>	

Source: HSX, HNX

Foreign net buy/sell (30 days) in VND'bn



## 2017 ACCUMULATION

Volume (Mn'shs)	HOSE	% of 2016	HNX	% of 2016	Value (VND'bn)	HOSE	% of 2016	HNX	% of 2016
<b>BUY</b>	1,052.8	42.8%	120.6	30.6%	<b>BUY</b>	46,662	51.1%	1,787	28.7%
% of market	5.9%		2.5%		% of market	12.9%		3.4%	
<b>SELL</b>	1,113.1	41.7%	109.2	33.3%	<b>SELL</b>	39,950	40.4%	1,501	29.5%
% of market	6.3%		2.2%		% of market	11.1%		2.8%	
<b>NET BUY (SELL)</b>	<b>(60.3)</b>		<b>11.4</b>		<b>NET BUY (SELL)</b>	<b>6,711</b>		<b>286</b>	

Source: HSX, HNX

## FOREIGN ACTIVITIES

HOSE					
Top buy by foreigners (value)					VND'bn
Ticker	Last Price	Chg	%chg	Value	Index impact
SAB	189,100	-1,900	-0.99	296.4	-0.509
VNM	149,700	0	0.00	156.1	0.000
HPG	30,400	1,050	3.58	79.3	0.555
FPT	43,000	0	0.00	58.1	0.000
ROS	132,000	1,000	0.76	48.1	0.180

Top sell by foreigners (value)					
Top sell by foreigners (value)					VND'bn
Ticker	Last Price	Chg	%chg	Value	Index impact
SAB	189,100	-1,900	-0.99	300.1	-0.509
VNM	149,700	0	0.00	131.8	0.000
FPT	43,000	0	0.00	58.1	0.000
NVL	67,000	1,100	1.67	32.4	0.271
VCB	36,200	-100	-0.28	26.3	-0.150

Top net buy by foreigners (value)					
Top net buy by foreigners (value)					VND'bn
Ticker	Last Price	Chg	%chg	Value	Index impact
HPG	30,400	1,050	3.58	77.9	0.555
ROS	132,000	1,000	0.76	38.6	0.180
VNM	149,700	0	0.00	24.3	0.000
CII	39,000	0	0.00	17.3	0.000
DPM	23,000	550	2.45	16.9	0.090

Top net sell by foreigners (value)					
Top net sell by foreigners (value)					VND'bn
Ticker	Last Price	Chg	%chg	Value	Index impact
VCB	36,200	-100	-0.28	-21.7	-0.150
DHG	108,000	-3,700	-3.31	-9.2	-0.135
VIC	40,250	0	0.00	-8.9	0.000
BID	18,450	100	0.54	-8.2	0.143
GAS	55,600	-1,000	-1.77	-4.0	-0.800

HNX					
Top buy by foreigners (value)					VND'bn
Ticker	Last Price	Chg	%chg	Value	Index impact
VND	18,800	-400	-2.08	14.8	0.000
PVS	17,000	200	1.19	11.6	0.000
IVS	10,100	100	1.00	7.9	0.000
PGS	19,600	100	0.51	5.8	0.000
CVT	42,900	1,100	2.63	4.3	0.000

Top sell by foreigners (value)					
Top sell by foreigners (value)					VND'bn
Ticker	Last Price	Chg	%chg	Value	Index impact
VND	18,800	-400	-2.08	14.0	0.000
SHB	7,200	300	4.35	7.5	0.000
CVT	42,900	1,100	2.63	2.0	0.000
PVS	17,000	200	1.19	0.9	0.000
DL1	10,900	900	9.00	0.6	0.000

Top net buy by foreigners (value)					
Top net buy by foreigners (value)					VND'bn
Ticker	Last Price	Chg	%chg	Value	Index impact
PVS	17,000	200	1.19	10.6	0.000
IVS	10,100	100	1.00	7.9	0.000
PGS	19,600	100	0.51	5.8	0.000
HUT	11,800	-200	-1.67	2.5	0.000
CVT	42,900	1,100	2.63	2.3	0.000

Top net sell by foreigners (value)					
Top net sell by foreigners (value)					VND'bn
Ticker	Last Price	Chg	%chg	Value	Index impact
SHB	7,200	300	4.35	-7.5	0.000
DL1	10,900	900	9.00	-0.6	0.000
VNT	33,000	0	0.00	-0.3	0.000
VKC	10,600	-100	-0.93	-0.2	0.000
NET	29,000	0	0.00	-0.1	0.000

Source: Bloomberg, HOSE, HNX



# DAILY MARKET RECAP

31 May 2017

## TOP 70 MARKET CAPS SNAPSHOT ON HOSE

No.	Ticker	Price VND	Price change (%)			Mkt. Cap US\$mIn	Outs. Vol. Mln'shs	Float ratio %	Avail. FII %	Ave. daily vol. (30 days-shs)	EPS			P/E x	P/B x	ROE %	ROA %
			1M	3M	6M						T12M	Diluted	1Y Gr.				
1	VNM VM	149,700	1.1	13.9	8.5	9,568	1,451	57.8	45.0	762,646	6,281	5,831	19.9	23.8	8.8	38.3	33.7
2	VCB VM	36,200	3.1	-3.2	2.8	5,735	3,598	22.9	9.3	1,234,444	1,668	1,566	6.0	21.7	2.6	12.4	1.0
3	SAB VM	189,100	-5.4	-16.0	N/A	5,340	641	10.4	39.2	36,424	7,265	6,442	37.3	26.0	9.7	35.2	22.9
4	GAS VM	55,600	0.2	-7.8	-13.0	4,685	1,913	4.2	46.1	490,706	4,119	3,548	-18.8	13.5	2.6	19.1	13.1
5	VIC VM	40,250	-1.6	-10.6	-4.2	4,675	2,638	52.3	19.2	735,368	1,255	1,178	111.2	32.1	3.8	10.5	1.6
6	PLX VM	61,200	31.2	N/A	N/A	3,123	1,159	100.0	11.9	N/A	4,254	4,254	43.0	14.4	3.5	27.7	8.9
7	CTG VM	18,800	8.4	3.0	16.8	3,083	3,723	15.8	0.0	1,293,813	1,867	1,457	20.6	10.1	1.2	12.0	0.8
8	BID VM	18,450	11.1	12.2	20.6	2,778	3,419	4.7	28.6	4,505,491	1,843	1,354	-5.1	10.0	1.4	14.6	0.7
9	ROS VM	132,000	-18.5	-11.3	5.6	2,500	430	27.2	48.0	6,158,354	1,136	1,136	N/A	116.2	11.6	11.7	7.4
10	MSN VM	43,200	-2.8	5.4	1.1	2,165	1,138	32.2	18.9	389,512	2,467	1,641	86.5	17.5	3.2	18.1	4.1
11	VJC VM	127,800	0.1	18.3	N/A	1,814	322	61.0	5.6	277,901	8,726	8,726	-24.9	14.6	8.5	68.7	14.3
12	NVL VM	67,000	-5.2	0.0	N/A	1,739	589	33.8	38.8	473,048	3,396	3,059	N/A	19.7	4.4	23.1	5.3
13	BVH VM	57,600	0.5	-3.2	-2.0	1,726	680	29.1	24.3	268,941	1,641	1,651	10.9	35.1	2.9	8.5	1.6
14	HPG VM	30,400	3.4	14.0	8.3	1,692	1,264	50.7	12.2	3,580,461	5,944	4,775	82.3	5.1	1.8	40.9	24.1
15	MBB VM	18,850	19.3	34.6	41.2	1,422	1,713	49.8	0.0	2,108,546	1,811	1,715	-6.3	10.4	1.3	12.7	1.3
16	MWG VM	93,500	12.0	11.9	13.3	1,267	308	70.4	0.0	365,947	5,709	4,974	40.3	16.4	6.5	47.1	15.6
17	FPT VM	43,000	6.5	7.9	14.1	1,005	531	73.4	0.0	985,800	3,538	3,413	2.9	12.2	2.3	19.8	7.8
18	STB VM	12,500	8.2	21.4	66.7	993	1,804	92.7	15.8	4,860,687	233	207	-77.1	53.5	1.0	1.8	0.1
19	BHN VM	80,900	-4.0	-24.8	N/A	826	232	100.0	31.6	5,719	3,236	3,236	-9.6	25.0	3.3	13.8	8.0
20	CTD VM	214,000	4.9	6.5	24.4	725	77	89.1	4.5	110,185	20,854	20,894	88.6	10.3	2.5	28.1	15.5
21	EIB VM	11,900	6.3	11.7	25.9	644	1,229	75.6	0.7	276,465	343	251	661	35	1	2.3	0
22	DHG VM	108,000	11.7	42.1	65.0	622	131	32	0.0	178,682	4,808	4,662	22	22	4.7	22	20
23	SSI VM	24,800	13.2	17.0	24.6	535	490	57.0	44.4	3,999,632	2,133	1,698	2	12	1.7	13	7
24	HSG VM	32,800	18.7	21.5	18.1	506	350	54.8	19.3	2,579,420	5,270	4,200	120.2	6.2	2.5	43.4	15.4
25	REE VM	31,650	13.6	26.1	42.6	432	310	48.3	0.0	1,756,618	4,274	3,526	27.9	7.4	1.4	16.2	10.4
26	CII VM	39,000	2.1	10.8	32.2	414	241	54.7	8.7	1,552,381	7,950	3,191	10	5	2.7	24	7
27	PNJ VM	95,300	8.4	27.1	38.3	412	98	70.3	0.0	230,536	5,654	4,383	671.7	16.9	6.2	30.6	13.7
28	DPM VM	23,000	-2.1	-5.7	-9.1	396	391	35.2	29.7	911,463	2,394	2,452	-25.6	9.6	1.1	12.4	11.1
29	KDC VM	42,450	7.2	14.4	24.9	384	206	49.8	40.3	307,996	5,672	5,714	-74.7	7.5	1.5	20.8	15.6
30	HNG VM	10,900	-6.8	22.3	60.3	368	767	32.1	48.5	2,850,251	-1,252	-1,273	N/A	N/A	0.8	-9.5	-3.0
31	BMP VM	180,600	-3.4	-3.4	-7.4	362	45	61.8	2.0	82,885	11,637	13,796	20.9	15.5	3.6	29.1	23.5
32	NT2 VM	27,650	-7.8	-6.6	-12.5	351	288	27.9	27.6	332,890	3,508	3,701	-5.0	7.9	1.5	20.3	8.6
33	TCH VM	21,300	2.7	31.1	12.9	340	363	52.5	48.9	2,280,015	1,379	1,379	N/A	15.5	1.7	16.6	15.1
34	HT1 VM	20,000	-9.5	6.4	-8.3	336	382	20.0	40.7	388,728	2,062	2,121	-0.2	9.7	1.5	16.7	6.8
35	SBT VM	30,050	10.1	25.2	23.7	335	253	53.0	42.3	2,599,218	1,111	1,148	29.3	27.0	2.6	9.0	4.4

# DAILY MARKET RECAP

31 May 2017

(Continued)

No.	Ticker	Price VND	Price change (%)			Mkt. Cap US\$m	Outs. Vol. Mln'shs	Float ratio %	Avail. Fil %	Ave. daily vol. (30 days-shs)	EPS			P/E x	P/B x	ROE %	ROA %
			1M	3M	6M						T12M	Diluted	1Y Gr.				
36	KBC VM	15,800	6.4	9.7	10.5	327	470	72.6	15.0	3,406,604	1,361	1,186	-11.6	11.6	1.0	7.5	3.9
37	GMD VM	40,000	14.8	15.3	47.1	316	179	95.6	0.0	1,198,532	2,196	2,009	-4.2	18.2	1.4	7.3	4.1
38	HAG VM	8,700	0.6	6.4	47.2	303	790	54.6	35.6	5,181,106	-1,279	-1,291	N/A	N/A	0.5	-7.2	-2.0
39	DCM VM	12,900	-1.9	18.3	20.0	301	529	24.3	47.9	4,574,848	1,416	1,011	N/A	9.1	1.2	9.6	4.5
40	KDH VM	27,800	11.2	26.9	36.9	286	234	48.5	2.7	212,256	1,658	1,587	55.3	16.8	1.8	11.3	4.9
41	BHS VM	21,250	25.4	93.2	89.3	279	298	77.9	41.1	2,978,201	1,312	1,546	30.6	16.2	1.6	11.6	5.4
42	PPC VM	19,000	8.6	13.1	14.1	266	318	15.0	33.0	137,794	2,665	1,724	-2.2	7.1	1.1	15.3	8.5
43	QCG VM	21,900	161.6	382.4	470.3	265	275	37.0	48.8	762,340	256	253	191.0	85.5	1.6	1.0	0.5
44	PVD VM	15,600	-11.9	-29.7	-28.8	263	383	48.1	24.3	2,230,729	-356	224	-94.1	N/A	0.5	1.0	0.5
45	HBC VM	58,900	11.6	24.4	103.1	248	95	71.9	25.7	1,808,744	7,190	5,346	539.6	8.2	3.5	41.0	6.1
46	HCM VM	41,000	27.3	31.4	53.0	234	130	39.5	49.4	896,393	2,624	2,395	49.9	15.6	2.2	13.0	9.1
47	PDR VM	23,450	1.8	80.4	91.1	229	222	38.3	48.2	561,072	1,121	1,033	28.1	20.9	2.2	9.8	2.9
48	VHC VM	56,300	6.2	22.4	19.8	229	92	25.5	62.7	52,295	6,096	5,922	80.9	9.2	2.2	25.4	12.9
49	VCF VM	190,000	-1.0	9.2	11.8	222	27	30.7	19.3	227	12,978	14,450	30.0	14.6	2.3	19.4	13.4
50	DXG VM	17,150	-10.5	17.5	42.5	216	286	76.6	18.9	4,971,149	2,603	2,555	29.6	6.6	1.4	26.5	13.4
51	BIC VM	40,000	1.5	0.3	14.3	207	117	99.7	1.4	6,437	1,129	1,083	-27.2	35	2.3	6	3
52	FLC VM	7,300	-0.4	-10.6	23.7	205	638	86.2	38.0	14,049,380	1,818.0	1,795	-8.0	4.0	0.6	14.0	7.4
53	PGD VM	49,000	8.9	28.8	23.0	194	90	49.5	45.7	87,072	1,769	2,313	-37.5	27.7	3.2	16.5	7.9
54	LGC VM	22,650	-5.6	-29.9	-7.2	192	193	N/A	4.0	2,449	1,608	1,698	-49.5	14	1.9	13	4
55	TRA VM	105,100	1.7	9.7	9.7	192	41	58.1	1.1	10,657	4,867	5,081	29.0	22	4.7	23	16
56	TLG VM	110,000	4.8	10.0	5.8	186	38	25.6	21.0	876	5,658	5,514	24.9	19.4	4.6	24.2	17.9
57	PAN VM	41,000	-3.1	-5.5	-4.7	185	102	59.8	54.1	4,121	1,763	2,489	-1.9	23.3	1.8	11.4	6.9
58	GTN VM	16,300	5.8	-23.1	-8.4	179	250	18.2	50.0	1,046,093	142	104	-86.3	115	1.5	1	1
59	NLG VM	27,900	-0.4	23.5	21.3	175	142	56.0	7.1	821,256	2,352	2,149	70.0	12	1.5	14	6
60	DMC VM	111,000	21.8	50.0	48.4	170	35	46.3	38.1	24,044	5,224	4,856	44.3	21	4.4	20	16
61	PVT VM	13,400	5.5	8.9	11.2	166	281	48.9	23.1	730,557	1,437.7	1,321	13	9.3	1.1	10.7	4.4
62	VSH VM	17,300	10.9	7.5	10.2	157	206	69.3	33.7	88,960	1,548.7	1,219	2.4	11.2	1.3	9.2	4.6
63	DRC VM	29,200	3.5	-6.6	-6.7	153	119	39.4	20.1	403,419	3,178	3,327	-8.2	9.2	2.2	24.3	13.3
64	NKG VM	34,000	20.0	39.7	37.8	148	99	26.4	12.2	620,638	7,479	6,850	286	4.5	2.1	46.3	10.3
65	ITA VM	3,360	3.7	-25.2	-33.9	139	938	69.3	37.5	4,591,775	49	43	-74.1	68.6	0.3	0.4	0.3
66	CAV VM	54,400	-4.6	-3.2	-4.0	138	58	51.4	45.7	59,324	4,626	4,380	43.2	11.8	4.2	30.0	11.3
67	PC1 VM	41,100	8.9	11.7	12.6	136	75	67.0	21.6	122,546	4,532	4,532	-50.6	9.1	1.6	18.7	7.8
68	ASM VM	14,000	-8.5	-7.6	-9.1	136	220	59.3	45.9	1,510,250	741	787	27.8	18.9	1.2	6.9	3.9
69	DIG VM	12,800	20.2	50.6	62.8	134	238	87.1	21.6	1,944,532	141	228	459.2	90.8	1.1	2.2	1.1
70	POM VM	16,300	-14.4	9.4	84.2	134	186	23.6	42.8	41,069	2,549	1,616	991.9	6.4	1.1	12.0	4.2

Source: Bloomberg

Bloomberg: VNDS

## DISCLAIMER

This report has been prepared by VNDIRECT or one of its affiliates for distribution in Vietnam and overseas. The information herein is believed by VNDIRECT to be reliable and is based on public sources believed to be reliable. With exception of information about VNDIRECT, VNDIRECT makes no representation about the accuracy of such information.

Options, estimates and projection expressed in this report represent the current views of the author at the date of publication only. They do not necessarily reflect the opinions of VNDIRECT and are subject to change without notice. VNDIRECT has no obligation to update, amend or in any way modify this report or otherwise notify a reader thereof in the event that any of the subject matter or opinion, projection or estimate contained within it changes or becomes inaccurate.

The information herein was obtained from various sources and we do not guarantee its accuracy or completeness. Prices and availability of financial instruments are also subject to change without notice.

This published research may be considered by VNDIRECT when buying or selling proprietary positions or positions held by funds under its management. VNDIRECT may trade for its own account as a result of short-term trading suggestions from analysts and may also engage in securities transactions in a manner inconsistent with this report and opinions expressed therein.

Neither the information nor any opinion expressed in this report constitutes an offer, nor an invitation to make an offer, to buy or sell any securities or any option, futures or other derivative instruments in any jurisdiction. Nor should it be construed as an advertisement for any financial instruments.

Officers of VNDIRECT may have a financial interest in securities mentioned in this report or in related instruments. This research report is prepared for general circulation for general information only. It does not have regard to the specific investment objectives, financial situation or particular needs of any person who may receive or read this report.

Investors should note that the prices of securities fluctuate and may rise and fall. Past performance, if any, is no guide to the future. The financial instruments discussed in this report may not be suitable for all investors. Investors must make their own financial decisions based on their independent financial advisors as they believe necessary and based on their particular financial situation and investment objectives.

This report may not be copied, reproduced, published or redistributed by any person for any purpose without the express permission of VNDIRECT in writing. Please cite sources when quoting.

## ADDRESS

### Headquarter

1 Nguyen Thuong Hien Str  
Hai Ba Trung Dist, Hanoi  
T: +84 4 3972 4568  
F: +84 4 3972 4600

### HCMC Office

The 90th Pasteur Building  
90 Pasteur Str, Dist 1, HCMC  
T: +84 8 7300 0688  
F: +84 8 3914 6924

### Da Nang Office

Room 7-8-9, 3rd floor, Buu Dien Building  
155 Nguyen Van Linh Str, Da Nang City  
T: +84 511 382 1111

### Vinh - Nghe An Office

1 Lenin Str  
Vinh City, Nghe An Province  
T: +84 388 688 466  
F: +84 388 688 466

### Can Tho Office

3rd floor STS Building, 11B Hoa Binh  
Ninh Kieu, Can Tho  
T: +84 710 3766 959  
F: +84 710 3826 331

### Quang Ninh Office

1st & 2nd floor, 29-31, 25/4 Str  
Ha Long City, Quang Ninh Province  
T: +84 33 3820 818  
F: +84 33 3820 333

## CONTACTS

### Hang Tran (Ms.)

#### Director

T: +84 873 000 688 (Ext: 21168)  
E: hang.tranxuan@vndirect.com.vn

### Trung Nguyen (Mr.)

#### Sales Manager

T: +84 873 000 688 (Ext: 21068)  
E: trung.nt@vndirect.com.vn

### Giang Nguyen (Ms.)

#### Trading Manager

T: +84 873 000 688 (Ext: 21099)  
E: giang.nt@vndirect.com.vn

### Linh Nguyen (Ms.)

#### Institutional trader

T: +84 873 000 688 (Ext: 21089)  
E: linh.nn@vndirect.com.vn

### Anh Pham (Ms.)

#### Institutional trader

T: +84 873 000 688 (Ext: 21222)  
E: anh.phamnguyen@vndirect.com.vn