

### Market commentary

**VN-INDEX surged on the back of bullish large caps while HNX-INDEX suffered 2-day consecutive losing streak.** The session kicked off quite positively when green color returned on both two main indices. Then, VN-INDEX increased gradually to the intraday peak of 810.35 pts (+0.82%), led by the impressive rallies of Food & Beverage pillars, especially SAB and BHN. However, the selling pressure suddenly increased in the late session, thus pulling VN-INDEX down towards its intraday low. The market was mainly dragged down by Financials, Energy and Real Estate sectors. Accordingly, BID was today's largest laggard when witnessing 2.7% decline and alone wiping 0.74 pts off the index, followed by VCB and CTG. Even worse, most speculative tickers also had poor performance today, thus further exacerbating bearish sentiment of investors. On the other hand, Consumer Staples successfully helped VN-INDEX close above the reference level, of which SAB switched from yesterday's worst performer to the largest supporter, alone adding nearly 2.82 pts to the index, followed by MSN, VNM and BHN. At the end, VN-INDEX landed at 804.82 pts (+0.13%) with 109 gainers, 149 losers and 82 unchanged. On the contrary, HNX-INDEX unsuccessfully recovered in the late afternoon trading session and closed at 107.43pts (-0.08%) with 95 advancers, 98 decliners and 185 unchanged.

**Most sector dropped, led by Energy (-1.14%), Real Estate (-0.68%) and Financials (-0.45%) while only Consumer Staples (+2.13%), Consumer Discretionary (+0.20%) and Industrials (+0.05%) rose.** Top index laggards included BID (-2.7%), VCB (-1.2%), PLX (-1.4%), CTG (-1.6%) and VIC (-0.6%). Top index movers consisted of SAB (+4.4%), BHN (+7.0%), VNM (+0.7%), MSN (+1.5%) and STB (2.9%). Top 3 major block trades were STB with 15.5mn shares (VND203.9bn), VIB with 8.1mn shares (VND182.3bn) and NTP 1.78mn shares (VND131.7bn).

**Foreigners net bought on HOSE with net-buying value of VND144.5bn while net sold on HNX with net-selling value of VND137.6bn.** They mainly bought VNM (VND42.1bn), HPG (VND36.3bn) and VIC (VND28.2bn) while they sold NTP (VND134.3bn), KDH (VND30.9bn) and MSN (VND28.4bn).

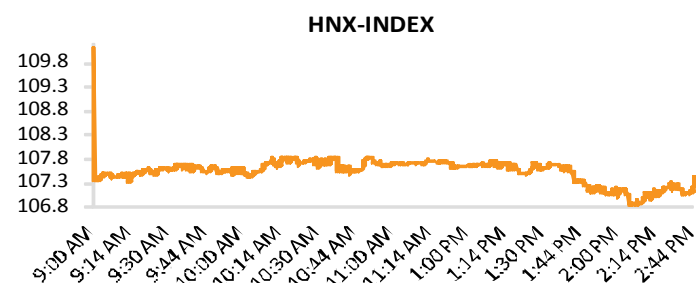
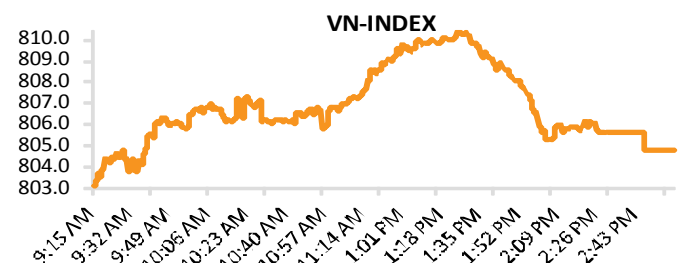
Sectors	Price	Index	P/E	P/B
(VNIndex)	1D chg	Wgt	x	x
Consumer Discretionary	0.20%	0.94	19.45	5.38
Consumer Staples	2.13%	7.37	28.96	8.27
Energy	-1.14%	3.54	15.99	2.99
Financials	-0.45%	3.39	17	1.88
Health Care	-0.39%	0.41	26.46	4.14
Industrials	0.05%	1	35.48	5.13
IT	-0.20%	1.14	12.24	2.43
Materials	0.00%	1.35	9.83	2.05
Real Estate	-0.68%	4.04	35.28	3.63
Utilities	-0.27%	5.11	16.01	3.01

Source: Bloomberg

Snapshot	HOSE	HNX
Close (pts)	804.8	107.4
1 Day change (%)	0.13	-0.08
Volume (mn shs)	192.7	63.5
Value (US\$m)	170.0	35.3
Gainers	109	95
Losers	149	98
Unchanged	82	186

Commodities & Currencies	Close	%chg
Gold(USD/Oz)	1,283	-0.12
WTI Oil (\$/B) 1Mth	52.69	1.05
Brent Oil (\$/B) 1Mth	58.34	0.76
USDVND	22,728	0.00
EURVND	26,811	0.02

Source: Bloomberg



Country	Close	1D chg	P/E	P/B	Market ca
Peering	Points	%	x	x	US\$b
China	3,822.5	0.04	16.33	2.00	4,196
India	9,769.0	0.34	22.75	2.88	1,051
Indonesia	5,841.0	-0.37	22.81	2.47	478
Laos	1,028.8	-0.76	14.23	0.88	1
Malaysia	1,758.1	-0.35	16.52	1.70	252
Philippines	8,156.0	-0.80	22.30	2.44	195
Taiwan	10,296.5	-0.29	15.81	1.76	1,000
Thailand	1,666.4	-0.23	17.39	2.00	496
<b>Vietnam</b>	<b>804.8</b>	<b>0.13</b>	<b>16.06</b>	<b>2.33</b>	<b>90</b>

Source: Bloomberg

28-Sep

## Market News

**Oil stayed near US\$52 a barrel as traders took stock of data that showed a surprise decline in U.S. crude inventories while exports surged to a record, potentially spurring producers to ramp up output that's already the highest in more than two years.** Futures added 0.2% in New York after rising 0.5% Wednesday. Crude inventories fell by 1.85mn barrels last week after analysts surveyed by Bloomberg forecast an increase. U.S. exports jumped 61% to 1.49mn barrels a day, the Energy Information Administration reported. In Libya, production approached the 1 million-barrel-a-day mark as disruptions eased. Oil has entered a bull market on forecasts for rising crude demand, the return of U.S. Gulf Coast refiners after Hurricane Harvey, and as Turkey threatened to halt Kurdish crude exports through its territory. *(Bloomberg)*

**Vietnam will start covered warrants trading on Nov 20.** Five securities firms will participate in the covered warrants market, according to Military Bank Securities JSC (MBS VN), one of the 5 companies. Other brokerages include Saigon Securities Incorporation (SSI VN), Ho Chi Minh City Securities Corporation (HCM VN), VNDIRECT Securities Corporation (VND VN) and Viet Capital Securities JSC (VCI VN). 21 stocks in VN30 Index will be used as underlying stock for covered warrants offerings. *(Bloomberg)*

**Reference exchange rate is up by VND6.** The State Bank of Vietnam (SBV) set its reference VND/USD exchange rate at VND22,470/USD on September 28, up by VND6 from the previous day. With the current +/- 3 percent VND/USD trading band, the ceiling exchange rate is VND23,143/USD and the floor rate is VND21,797/USD. The prices of USD at major commercial banks almost remained unchanged. *(En.vietnamplus.vn)*

## Corporate News

**Thanh Thanh Cong Tay Ninh JSC (SBT VN) - business activity:** SBT will sell the entire 24.5mn shares, or 49% stake, in Thanh Thanh Cong Industrial Zone at no less than VND25,000/share. The sale is expected between now to June 30, 2018. *(Bloomberg)*

**Hanoi Beer Alcohol and Beverage Joint Stock Corporation (BHN VN) – business activity and key personnel change:** BHN's BoD has announced the reduction of its stake in Habeco Packaging JSC from 60.7% to 44.2% from Sep 22. For further information, in the issuance to existing shareholders of Habeco Packaging, BHN declined the share purchase rights. Besides, the company is seeking for shareholders' written approval on the dismissal of BoD member cum Representation of Carlsberg Soren Ravn and the appointment of Mr. Stefano Clini as the new BoD member in replacement. *(Hsx.vn and Cafef.vn)*

**Military Commercial Joint Stock Bank (MBB VN) – shareholder's activity:** Labour Union of MBB received the transfer of 3,051 shares on Sep 25 via Vietnam Securities Depository (VSD), thereby raising its stake from 1,206,481 shares to 1,209,532 shares. *(Hsx.vn)*

**PetroVietnam Oil Corporation (PV Oil - unlisted) - stake sale:** PV Oil, a unit of state-run Vietnam Oil & Gas Group, may have list of investors for major stake sale by November. Currently the company is in talks with potential major investors for its planned sale of 44.7% stake. *(Bloomberg)*

**No Va Land Investment Group Corporation (NVL VN) – business activity:** NVL’s BoD has approved the capital contribution of VND955.5bn to Sun City Real Estate Investment and Development JSC (unlisted), equivalent to 49% of the company’s charter capital. *(Hsx.vn)*

**Kinh Bac City Development Share Holding Corporation (KBC VN) – shareholder’s activity and business activity:** Vietnam Enterprise Investments Ltd. sold 470,000 KBC shares on Sep 21, thereby reducing the stake of the group of foreign investors and affiliates from 23,739,753 shares (5.04%) to 23,269,753 shares (4.94%). Additionally, KBC has announced the establishment of a new wholly owned subsidiary – Kinh Bac Office and Factory One-member Limited Company. *(Hsx.vn)*

**Ba Ria - Vung Tau House Development JSC (HDC VN) – shareholder’s activity:** Ms. Bui Thi Viet, sister of BoD member cum Chief Accountant Bui Thi Thinh, has registered to sell 50,000 shares via order-matching method from Oct 02 to Oct 30. If successful, she will reduce her stake from 130,091 shares (0.29%) to 80,091 shares (0.18%). *(Hsx.vn)*

**Thu Duc Housing Development Corporation (TDH VN) – shareholder’s activity:** BoD member Le Thanh Liem has registered to sell his entire stake of 77,712 shares via put-through and order-matching methods from Oct 02 to Oct 31. *(Hsx.vn)*

**Duc Thanh Wood Processing JSC (GDT VN) - shareholder’s activity and treasury share repurchase:** Mr. Pham Anh Huan, brother-in-law of Vice Chairman cum CEO Le Hong Thang, has registered to sell 10,000 GDT shares via order-matching and put-through methods from Oct 02 to Oct 31. If successful, his stake will fall from 55,274 shares (0.37%) to 45,274 shares (0.3%). In addition, GDT announced to have bought back 22,200 ESOP shares as treasury shares at the price of VND10,000/share for 2015 ESOP shares and VND15,000/share for 2016 ESOP shares. After the transactions, the company’s treasury shares increased from 22,360 shares to 44,560 shares. *(Hsx.vn)*

**Traphaco JSC (TRA VN) – shareholder’s activity:** TRA’s CEO Tran Tuc Ma has successfully sold 207,340 shares out of 500,000 shares registered via order-matching method from Aug 30 to Sep 26, hence reducing his holding from 1,209,648 shares (2.92%) to 1,002,308 shares (2.42%). *(Cafef.vn)*

**Century Synthetic Fiber Corporation (STK VN) - business activity:** STK announced to have received the transfer of the remaining stake in UNITEX Dye & Textile JSC (UNITEX - unlisted) (50.01%) from UNI Industrial and Investment Corporation and Mr. Nguyen Van Hai, thus raising its ownership to 100%. In addition, UNITEX will change its name into UNITEX Dye & Textile One Member Co., Ltd. and expand its business line to thread production and factory lease. *(Hsx.vn)*

**Saigon Telecommunication & Technologies Corporation (SGT VN) – shareholder’s activity:** Ms. Dang Thi Hoang Phuong, sister of Chairman Dang Thanh Tam, has registered to buy 1,223,900 shares via put-through and order-matching methods from Oct 03 to Nov 01. If successful, she will increase her stake from 6,089,000 shares (8.23%) to 7,312,900 shares (9.88%). *(Cafef.vn)*

**Chuong Duong Beverages JSC (SCD VN) – shareholder’s activity:** VC Invest Corporation, which is related to BoD member Le Tuan, has sold 104,960 SCD shares registered via order-matching method from Sep 20 to Sep 25 due to margin call. Thereafter, the company reduced its stake from 960,000 shares (11.29%) to 855,040 shares (10.06%). *(Hsx.vn)*

**The Southern Fertilizer JSC (SFG VN) – shareholder’s activity:** Vice CEO Nguyen Ba Thanh has registered to buy 2,000 SFG shares from Oct 03 to Nov 01. If successful, his ownership in SFG will increase from 23,593 shares to 25,593 shares (0.053%) (*Hsx.vn*)

**Viet Nam - Italy Steel JSC (VIS VN) – shareholder’s activity:** Mr. Nguyen Duc Hanh, brother of BoD member cum CEO Nguyen Thanh Ha, has registered to sell his entire stake of 2,118 VIS shares via order-matching method from Oct 02 to Oct 31. (*Hsx.vn*)

**Petro Vietnam Power Land JSC (PVL VN) - key personnel change:** PVL’s BoD has approved the appointment of Mr. Nguyen Van Ky as the new Head of Supervisory Board for the term 2014 - 2019, starting Sep 27. (*Hnx.vn*)

**No. 7 Vietnam Construction JSC (VC7 VN) – shareholder’s activity:** Ms. Nguyen Bich Thuy, wife of Vice CEO Nguyen Xuan Truong, failed to sell any shares out of 10,000 shares registered from Aug 25 to Sep 22, thus her stake remains at 21,284 shares (0.19%). (*Hnx.vn*)

## MARKET MOVEMENTS

HOSE					
Top gainers					VND
Ticker	Last Price	Chg	%chg	Vol.	Index impact
SCD	36,000	2,350	7.0	22,280	0.008
BHN	116,600	7,600	7.0	25,110	0.697
STT	9,250	600	6.9	10	0.002
TIX	34,750	2,250	6.9	10	0.023
HVX	4,490	290	6.9	3,390	0.004

Top losers					
Ticker	Last Price	Chg	%chg	Vol.	Index impact
HAI	8,790	-660	-7.0	2.87MLN	-0.031
NAV	6,660	-500	-7.0	3,110	-0.002
CLW	19,450	-1,450	-6.9	1,480	-0.007
FIT	9,540	-710	-6.9	7.46MLN	-0.072
TCO	11,450	-850	-6.9	100	-0.006

Top index movers					
Ticker	Last Price	Chg	%chg	Vol.	Index impact
SAB	266,100	11,100	4.4	16,960	2.815
BHN	116,600	7,600	7.0	25,110	0.697
VNM	149,000	1,000	0.7	440,360	0.574
MSN	55,700	800	1.5	532,450	0.366
STB	12,600	350	2.9	6.77MLN	0.261

Top index laggards					
Ticker	Last Price	Chg	%chg	Vol.	Index impact
BID	19,650	-550	-2.7	2.62MLN	-0.744
VCB	37,250	350	-1.2	1.57MLN	-0.640
PLX	63,900	-900	-1.4	442,750	-0.461
CTG	18,500	-300	-1.6	875,410	-0.442
VIC	50,800	-300	-0.6	802,280	-0.313

Top active volume					
Ticker	Last Price	Chg	%chg	Vol.	Index impact
DXG	20,500	-1,200	-5.5	9.02MLN	-0.136
FLC	7,370	-40	-0.5	8.95MLN	-0.010
FIT	9,540	-710	-6.9	7.46MLN	-0.072
STB	12,600	350	2.9	6.77MLN	0.261
HQC	3,230	-40	-1.2	6.56MLN	-0.008

HNX					
Top gainers					VND
Ticker	Last Price	Chg	%chg	Vol.	Index impact
SAF	67,100	6,100	10.0	166	0.000
SSM	16,500	1,500	10.0	100	0.000
VC9	12,100	1,100	10.0	100	0.000
SDU	35,300	3,200	10.0	100	0.000
VGP	25,400	2,300	10.0	1,760	0.000

Top losers					
Ticker	Last Price	Chg	%chg	Vol.	Index impact
BSC	14,400	-1,600	-10.0	100	0.000
PCE	11,000	-1,200	-9.8	100	0.000
TMX	9,500	-1,000	-9.5	100	0.000
L43	5,000	-500	-9.1	100	0.000
NDF	9,000	-900	-9.1	757,900	0.000

Top index movers					
Ticker	Last Price	Chg	%chg	Vol.	Index impact
ACB	30,300	200	0.7	1.24MLN	0.174
PHP	14,600	1,300	9.8	12,100	0.048
OCH	12,500	500	4.2	100	0.040
PGS	23,400	1,000	4.5	134,000	0.037
DBC	28,500	600	2.2	1.30MLN	0.036

Top index laggards					
Ticker	Last Price	Chg	%chg	Vol.	Index impact
PVS	16,600	0	-2.9	3.08MLN	-0.126
SHB	8,000	-100	-1.2	7.56MLN	-0.098
VGC	21,900	-700	-3.1	424,630	-0.084
KLF	4,200	-400	-8.7	21.68MLN	-0.071
DST	33,000	-1,500	-4.4	652,800	-0.055

Top active volume					
Ticker	Last Price	Chg	%chg	Vol.	Index impact
KLF	4,200	-400	-8.7	21.68MLN	0.000
SHB	8,000	-100	-1.2	7.56MLN	0.000
PVS	16,600	0	-2.9	3.08MLN	0.000
PVX	2,600	-100	-3.7	2.58MLN	0.000
NTP	71,500	300	0.4	1.89MLN	0.000

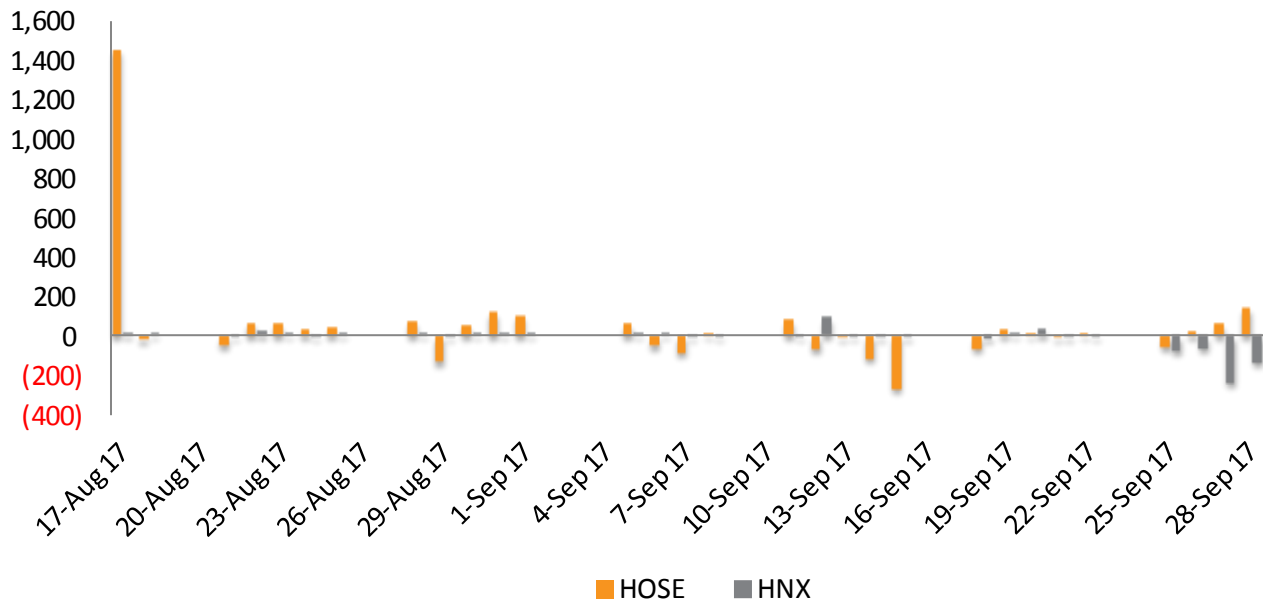
Source: Bloomberg 28-Sep

## FOREIGN ACTIVITIES

Volume (Mn'shs)	HOSE	d/d	HNX	d/d	Value (VND'bn)	HOSE	d/d	HNX	d/d
<b>BUY</b>	11.9	47.2%	0.9	26.0%	<b>BUY</b>	361.8	12.3%	29.5	114.1%
% of market	6.2%		1.4%		% of market	9.5%		3.7%	
<b>SELL</b>	6.0	-7.1%	2.9	-22.9%	<b>SELL</b>	217.4	-17.0%	167.0	-33.9%
% of market	3.1%		4.5%		% of market	5.7%		20.8%	
<b>NET BUY (SELL)</b>	<b>5.94</b>		<b>(2.0)</b>		<b>NET BUY (SELL)</b>	<b>144.5</b>		<b>(137.6)</b>	

Source: HSX, HNX

Foreign net buy/sell (30 days) in VND'bn



## 2017 ACCUMULATION

Volume (Mln'shs)	HOSE % of 2016	HNX % of 2016	Value (VND'bn)	HOSE % of 2016	HNX % of 2016				
<b>BUY</b>	2,075.2	84.3%	229.4	58.1%	<b>BUY</b>	84,866.6	93.0%	3,313.1	53.2%
% of market	6.0%		2.2%		% of market	12.3%		3.1%	
<b>SELL</b>	2,040.7	76.4%	244.8	74.6%	<b>SELL</b>	71,370.2	72.1%	3,787.2	74.4%
% of market	5.9%		2.4%		% of market	10.3%		3.5%	
<b>NET BUY (SELL)</b>	<b>34.5</b>		<b>(15.5)</b>		<b>NET BUY (SELL)</b>	<b>13,496</b>		<b>(474.0)</b>	

Source: HSX, HNX

## FOREIGN ACTIVITIES

HOSE					
Top buy by foreigners (value)					VND'bn
Ticker	Last Price	Chg	%chg	Value	Index impact
VNM	149,000	1,000	0.68	42.1	0.574
HPG	37,750	50	0.13	36.3	0.030
VIC	50,800	-300	-0.59	28.2	-0.313
MSN	55,700	800	1.46	23.9	0.366
PHR	41,000	-900	-2.15	23.6	-0.029

HNX					
Top buy by foreigners (value)					VND'bn
Ticker	Last Price	Chg	%chg	Value	Index impact
WCS	167,000	-1,000	-0.60	16.9	0.000
PVS	16,600	0	0.00	2.8	0.000
VGC	21,900	-700	-3.10	2.6	0.000
VCG	20,700	-300	-1.43	2.1	0.000
KLF	4,200	-400	-8.70	0.6	0.000

Top sell by foreigners (value)						VND'bn
Ticker	Last Price	Chg	%chg	Value	Index impact	
KDH	24,000	500	2.13	30.9	0.046	
MSN	55,700	800	1.46	28.4	0.366	
HPG	37,750	50	0.13	20.7	0.030	
VJC	107,900	900	0.84	19.8	0.115	
VIC	50,800	-300	-0.59	19.4	-0.313	

Top sell by foreigners (value)						VND'bn
Ticker	Last Price	Chg	%chg	Value	Index impact	
NTP	71,500	300	0.42	134.3	0.000	
WCS	167,000	-1,000	-0.60	17.0	0.000	
PVS	16,600	0	0.00	13.0	0.000	
VGC	21,900	-700	-3.10	1.2	0.000	
NDN	8,400	100	1.20	0.3	0.000	

Top net buy by foreigners (value)						VND'bn
Ticker	Last Price	Chg	%chg	Value	Index impact	
VNM	149,000	1,000	0.68	24.9	0.574	
STB	12,600	350	2.86	21.2	0.261	
PHR	41,000	-900	-2.15	19.0	-0.029	
VCI	58,900	500	0.86	17.6	0.024	
PVD	14,600	100	0.69	17.6	0.015	

Top net buy by foreigners (value)						VND'bn
Ticker	Last Price	Chg	%chg	Value	Index impact	
VCG	20,700	-300	-1.43	2.1	0.000	
VGC	21,900	-700	-3.10	1.4	0.000	
KLF	4,200	-400	-8.70	0.6	0.000	
DBC	28,500	600	2.15	0.6	0.000	
IDV	43,500	400	0.93	0.5	0.000	

Top net sell by foreigners (value)						VND'bn
Ticker	Last Price	Chg	%chg	Value	Index impact	
KDH	24,000	500	2.13	-30.9	0.046	
HBC	60,200	-2,300	-3.68	-9.5	-0.117	
VJC	107,900	900	0.84	-7.5	0.115	
BID	19,650	-550	-2.72	-7.2	-0.744	
MSN	55,700	800	1.46	-4.5	0.366	

Top net sell by foreigners (value)						VND'bn
Ticker	Last Price	Chg	%chg	Value	Index impact	
NTP	71,500	300	0.42	-134.07	0.000	
PVS	16,600	0	0.00	-10.20	0.000	
NDN	8,400	100	1.20	-0.25	0.000	
TNG	14,700	200	1.38	-0.19	0.000	
SHB	8,000	-100	-1.23	-0.16	0.000	

Source: Bloomberg, HOSE, HNX

# DAILY MARKET RECAP

28 September 2017

## TOP 70 MARKET CAPS SNAPSHOT ON HOSE

No.	Ticker	Price VND	Price change (%)			Mkt. Cap US\$mIn	Outs. Vol. Mln'shs	Float ratio %	Avail. Fil %	Ave. daily vol. (30 days-shs)	EPS			P/E x	P/B x	ROE %	ROA %
			1M	3M	6M						T12M	Diluted	1Y Gr.				
1	VNM VM	149,000	0.5	-4.1	5.8	9,515	1,451	57.8	44.7	523,609	6,333	5,831	19.9	23.5	8.8	38.9	33.1
2	SAB VM	266,100	5.4	28.7	33.7	7,508	641	10.4	39.1	34,334	7,178	6,442	37.3	37.1	12.4	33.8	21.5
3	GAS VM	70,700	12.2	23.4	31.9	5,952	1,913	4.2	45.7	458,622	4,184	3,548	-18.8	16.9	3.4	20.3	13.4
4	VCB VM	37,250	-0.5	-2.1	-0.4	5,897	3,598	22.9	9.3	1,094,592	1,788	1,566	6.0	20.8	2.6	12.8	1.0
5	VIC VM	50,800	11.6	19.7	21.0	5,896	2,638	52.3	19.1	902,700	1,203	1,178	111.2	42.2	4.6	9.8	1.5
6	PLX VM	63,900	-6.4	-6.9	N/A	3,258	1,159	100.0	11.0	774,925	3,883	4,254	43.0	16.5	3.3	21.5	7.8
7	CTG VM	18,500	-1.9	-8.2	0.0	3,031	3,723	15.8	0.0	1,502,175	1,970	1,457	20.6	9.4	1.1	12.3	0.8
8	BID VM	19,650	0.0	-1.5	12.9	2,956	3,419	4.4	28.2	2,005,985	1,813	1,354	-5.1	10.8	1.5	14.1	0.6
9	MSN VM	55,700	18.5	33.9	21.1	2,814	1,148	43.9	20.0	687,046	1,963	2,481	86.5	28.4	3.5	13.0	3.3
10	HPG VM	37,750	9.7	23.0	40.8	2,520	1,517	58.9	9.4	3,924,767	5,182	4,470	82.3	7.3	2.5	34.9	20.9
11	VPB VM	37,250	2.6	N/A	N/A	2,454	1,497	100.0	0.0	N/A	4,485	4,485	37.1	8.3	1.8	25.4	1.9
12	ROS VM	106,400	1.5	33.8	-27.0	2,214	473	27.0	47.2	3,333,968	1,033	1,033	N/A	103.0	10.3	11.7	7.4
13	VJC VM	107,900	20.9	21.0	15.4	2,143	451	64.7	5.1	682,225	6,233	6,233	-24.9	17.3	10.0	68.7	14.3
14	MBB VM	22,550	-2.2	3.4	46.9	1,699	1,713	48.9	0.0	2,859,324	1,969	1,715	-6.3	11.5	1.5	13.5	1.3
15	NVL VM	61,400	0.5	-10.5	-10.4	1,683	623	29.5	39.7	1,926,747	3,396	3,059	N/A	18.1	4.0	23.1	5.3
16	BVH VM	55,000	1.7	-4.5	-10.1	1,647	680	29.1	24.5	231,180	2,101	1,651	10.9	26.2	2.7	10.7	1.9
17	MWG VM	115,300	8.9	14.7	38.9	1,561	308	72.0	0.0	434,862	5,949	4,974	40.3	19.4	7.6	46.6	16.0
18	BHN VM	116,600	35.0	48.2	31.8	1,189	232	100.0	31.5	52,596	3,236	3,236	-9.6	36.0	4.8	13.8	8.0
19	FPT VM	48,950	2.8	5.6	18.8	1,143	531	70.5	0.0	769,587	3,887	3,413	2.9	12.6	2.6	21.5	7.7
20	STB VM	12,600	7.2	-11.3	13.0	1,000	1,804	94.6	15.4	1,896,775	292	49	-89.0	43.1	1.0	2.3	0.2
21	CTD VM	208,100	-3.2	-4.8	-1.8	701	77	89.0	2.4	46,358	20,254	20,894	88.6	10.3	2.5	29.1	14.6
22	EIB VM	12,300	2.1	-2.4	2.9	665	1,229	75.6	0.2	305,588	468	251	660.6	26.3	1.1	4.3	0.4
23	SBT VM	27,000	-7.8	-23.3	9.3	662	557	72.1	18.1	1,666,766	1,209	1,176	2.4	22.3	2.2	10.3	4.6
24	DHG VM	106,500	-3.4	-14.3	20.9	613	131	31.8	0.0	91,185	5,001	4,662	21.7	21.3	4.9	24.9	19.8
25	GMD VM	42,850	0.6	-1.7	22.8	543	288	59.5	0.0	672,206	2,071	2,009	-4.2	20.7	2.0	6.9	4.0
26	SSI VM	25,000	-0.6	-8.8	6.6	539	490	57.0	48.0	2,504,438	2,166	1,698	2.4	11.5	1.4	13.4	7.0
27	PNJ VM	112,700	7.3	10.6	52.9	536	108	64.5	0.0	179,432	6,190	4,383	671.7	18.2	6.4	37.9	17.5
28	REE VM	34,650	-1.3	-6.4	24.9	473	310	48.3	0.0	1,136,465	4,895	3,526	27.9	7.1	1.5	22.3	14.1
29	HSG VM	28,500	-4.4	-10.5	2.2	439	350	52.3	21.1	2,515,027	4,577	4,200	120.2	6.2	2.0	36.4	11.7
30	DPM VM	22,900	-1.1	-0.2	-5.4	394	391	35.2	28.1	668,556	1,925	2,452	-25.6	11.9	1.1	9.7	7.8
31	KDC VM	42,500	2.7	-7.2	2.9	385	206	49.8	39.1	266,619	6,820	5,714	-74.7	6.2	1.3	23.5	15.6
32	HAG VM	8,530	1.5	-10.1	-11.6	348	927	61.3	37.4	2,321,098	475	-1,439	N/A	17.9	0.5	2.8	0.8
33	KDH VM	24,000	-2.3	-2.0	6.2	346	328	63.7	2.7	86,995	1,511	1,387	55.3	15.9	1.7	11.3	5.2
34	HBC VM	60,200	9.9	25.4	42.6	341	129	71.2	25.4	1,474,293	6,301	3,960	539.6	9.6	4.3	53.4	7.1
35	CII VM	31,500	-8.7	-11.3	-18.8	341	246	58.6	7.5	696,796	8,792	3,191	9.7	3.6	1.6	47.7	12.5



# DAILY MARKET RECAP

28 September 2017

(Continue)

No. Ticker	Price VND	Price change (%)			Mkt. Cap US\$mIn	Outs. Vol. Mln'shs	Float ratio %	Avail. Fil %	Ave. daily vol. (30 days-shs)	EPS			P/E x	P/B x	ROE %	ROA %
		1M	3M	6M						T12M	Diluted	1Y Gr.				
36 NT2 VM	26,500	0.4	-8.0	-15.6	336	288	27.9	29.2	268,147	2,816	3,701	-5.0	9.4	1.5	16.3	7.8
37 HNG VM	9,810	4.4	-8.3	-21.2	331	767	35.1	48.0	1,178,664	714	-1,298	N/A	13.7	0.7	5.2	1.7
38 DCM VM	13,800	0.7	1.1	30.2	321	529	24.4	47.1	1,483,264	1,516	1,011	N/A	9.1	1.2	13.5	6.4
39 VCI VM	58,900	-0.7	N/A	N/A	311	120	91.9	17.7	97,024	3,854	3,854	-18.8	15.3	5.1	31.9	12.1
40 KBC VM	14,450	-5.9	-14.0	-6.2	299	470	75.2	17.1	1,873,196	1,232	1,186	-11.6	11.7	0.8	7.4	4.0
41 PDR VM	30,400	10.9	10.5	121.5	297	222	38.3	48.3	1,046,676	1,356	1,033	28.1	22.4	2.7	12.5	3.4
42 PPC VM	20,000	3.6	-2.4	18.3	280	318	15.0	32.9	219,735	4,688	1,724	-2.2	4.3	1.1	29.6	15.4
43 BMP VM	76,900	0.4	-22.8	-32.6	277	82	61.8	55.6	462,997	6,230	7,664	20.9	12.3	2.7	23.0	19.3
44 DXG VM	20,500	-0.5	20.6	21.6	258	286	71.5	19.7	3,744,248	2,087	2,555	29.6	9.8	1.8	23.7	10.3
45 TCH VM	16,050	-1.8	-15.7	-11.6	256	363	52.5	48.6	1,079,494	1,379	1,379	N/A	11.6	1.3	16.6	15.1
46 HT1 VM	14,750	-4.2	-33.0	-33.9	248	382	20.0	43.7	808,216	1,736	2,121	-0.2	8.5	1.1	13.3	5.6
47 PVD VM	14,600	0.3	3.9	-28.1	246	383	48.1	30.4	2,961,057	-513	224	-94.1	N/A	0.4	-1.5	-0.8
48 HCM VM	41,150	5.5	-7.1	27.4	235	130	38.0	46.3	429,713	3,032	2,395	49.9	13.6	2.2	16.3	9.0
49 VCF VM	199,000	2.8	-2.9	24.4	233	27	30.7	19.3	167	13,794	14,450	30.0	14.4	2.4	18.3	12.9
50 TLG VM	99,000	-4.8	-7.4	25.7	217	50	25.6	72.0	1,805	4,704	4,242	24.9	21.0	4.9	24.7	17.7
51 TRA VM	118,000	0.9	-5.2	26.4	215	41	57.9	1.0	14,498	5,279	5,081	29.0	22.4	5.0	23.4	16.0
52 VHC VM	51,700	2.6	-11.9	-4.8	210	92	25.1	61.4	75,780	5,425	5,922	80.9	9.5	1.8	20.6	9.6
53 FLC VM	7,370	-19.5	1.0	-12.2	207	638	86.2	39.7	22,448,900	945	1,795	-8.0	7.8	0.6	7.8	3.6
54 QCG VM	16,800	2.4	-42.1	179.5	203	275	32.1	48.4	400,687	811	163	87.6	20.7	1.1	5.7	2.4
55 LGC VM	23,500	2.2	4.9	0.0	199	193	N/A	4.0	162	1,558	1,698	-49.5	15.1	1.9	12.5	3.6
56 PAN VM	37,300	2.2	6.4	-0.5	193	118	59.8	53.9	5,139	1,447	2,164	-1.9	25.8	1.8	7.2	4.0
57 PVT VM	14,900	6.4	0.0	19.2	185	281	48.9	18.9	244,023	1,278	1,321	12.9	11.7	1.2	10.3	4.1
58 NLG VM	26,200	-4.4	-5.2	9.5	181	157	56.2	6.8	887,526	3,325	1,954	70.0	7.9	1.5	20.1	7.9
59 GTN VM	16,400	0.6	-6.6	1.9	180	250	18.4	51.1	843,619	127	104	-86.3	128.9	1.5	1.3	0.9
60 BIC VM	34,950	-3.7	-11.1	-10.2	180	117	99.7	1.5	13,305	1,090	1,083	-27.2	32.1	2.1	6.4	2.7
61 BWE VM	27,000	4.7	N/A	N/A	178	150	20.3	48.9	358,129	1,606	1,606	N/A	16.8	1.4	8.7	3.0
62 ITA VM	4,090	-0.7	3.8	-2.6	169	938	69.3	38.4	2,231,597	48	43	-74.1	84.5	0.4	0.4	0.4
63 DIG VM	15,850	-0.3	8.6	79.1	166	238	86.9	23.2	807,287	281	228	459.2	56.5	1.4	2.4	1.1
64 VSH VM	18,100	-1.1	5.2	14.2	164	206	69.3	33.4	54,407	1,490	1,219	2.4	12.1	1.3	11.1	5.3
65 PGD VM	41,350	-11.6	-19.7	5.8	164	90	49.5	20.8	2,832	1,059	2,313	-37.5	39.0	2.9	6.9	3.9
66 DMC VM	107,000	-7.8	-17.7	12.0	163	35	46.3	37.0	6,837	5,597	4,856	44.3	19.1	4.1	22.9	18.1
67 PTB VM	140,000	10.1	27.3	27.5	160	26	59.5	34.3	111,096	10,347	8,863	58.8	13.5	4.3	37.0	16.6
68 NKG VM	34,900	11.7	5.9	43.0	154	100	27.1	69.7	352,542	6,296	6,850	286.2	5.5	1.8	39.5	9.4
69 CHP VM	27,350	6.4	0.6	20.8	152	126	20.0	45.8	79,810	3,504	1,950	-21.5	7.8	2.1	29.3	15.2
70 PC1 VM	34,700	-3.2	-3.6	13.1	149	98	67.0	18.0	120,843	3,486	3,486	-50.6	10.0	1.7	18.7	7.8

Source: Bloomberg

## DISCLAIMER

This report has been prepared by VNDIRECT or one of its affiliates for distribution in Vietnam and overseas. The information herein is believed by VNDIRECT to be reliable and is based on public sources believed to be reliable. With exception of information about VNDIRECT, VNDIRECT makes no representation about the accuracy of such information.

Options, estimates and projection expressed in this report represent the current views of the author at the date of publication only. They do not necessarily reflect the opinions of VNDIRECT and are subject to change without notice. VNDIRECT has no obligation to update, amend or in any way modify this report or otherwise notify a reader thereof in the event that any of the subject matter or opinion, projection or estimate contained within it changes or becomes inaccurate.

The information herein was obtained from various sources and we do not guarantee its accuracy or completeness. Prices and availability of financial instruments are also subject to change without notice.

This published research may be considered by VNDIRECT when buying or selling proprietary positions or positions held by funds under its management. VNDIRECT may trade for its own account as a result of short-term trading suggestions from analysts and may also engage in securities transactions in a manner inconsistent with this report and opinions expressed therein.

Neither the information nor any opinion expressed in this report constitutes an offer, nor an invitation to make an offer, to buy or sell any securities or any option, futures or other derivative instruments in any jurisdiction. Nor should it be construed as an advertisement for any financial instruments.

Officers of VNDIRECT may have a financial interest in securities mentioned in this report or in related instruments. This research report is prepared for general circulation for general information only. It does not have regard to the specific investment objectives, financial situation or particular needs of any person who may receive or read this report.

Investors should note that the prices of securities fluctuate and may rise and fall. Past performance, if any, is no guide to the future. The financial instruments discussed in this report may not be suitable for all investors. Investors must make their own financial decisions based on their independent financial advisors as they believe necessary and based on their particular financial situation and investment objectives.

This report may not be copied, reproduced, published or redistributed by any person for any purpose without the express permission of VNDIRECT in writing. Please cite sources when quoting.

## ADDRESS

### Headquarter

1 Nguyen Thuong Hien Str  
Hai Ba Trung Dist, Hanoi  
T: +84 4 3972 4568  
F: +84 4 3972 4600

### HCMC Office

The 90th Pasteur Building  
90 Pasteur Str, Dist 1, HCMC  
T: +84 28 7300 0688  
F: +84 28 3914 6924

### Da Nang Office

Room 7-8-9, 3rd floor, Buu Dien Building  
155 Nguyen Van Linh Str, Da Nang City  
T: +84 511 382 1111

### Vinh - Nghe An Office

1 Lenin Str  
Vinh City, Nghe An Province  
T: +84 388 688 466  
F: +84 388 688 466

### Can Tho Office

3rd floor STS Building, 11B Hoa Binh  
Ninh Kieu, Can Tho  
T: +84 710 3766 959  
F: +84 710 3826 331

### Quang Ninh Office

1st & 2nd floor, 29-31, 25/4 Str  
Ha Long City, Quang Ninh Province  
T: +84 33 3820 818  
F: +84 33 3820 333