

Market commentary

VN-INDEX rebounded unsuccessfully despite rising efforts from large caps in the late trading day while HNX-INDEX rallied for a fifth consecutive session. In the morning, VN-INDEX slumped to a low 801.66 pts when red color dominated in many heavy-weighted stocks, especially SAB and ROS. However, the index later reversed almost all losses to close near the reference level thanks to the impressive increase of Oil & Gas and Financial tickers. Specifically, ROS was today largest laggard, recording 6.2% decline and alone wiping 1.38 pts off the index. Moreover, the market pessimism was further enhanced by the decrease of many market pillars, led by SAB, PLX, VJC and BVH. On the contrary, Utilities and Real Estate sectors were the strong supports of the index. Notably, GAS led today's contributors and alone added nearly 0.76pts to the index, mainly driven by the sharp increase in the global oil prices and improving domestic demand. Furthermore, PVD unexpectedly attracted huge attention from foreign investors and finally hit the ceiling price. Other bullish pillars consisted of MSN, VIC VCB and GMD. At the end, VN-INDEX landed at 805.35 pts (-0.03%) with 121 gainers, 146 losers and 73 unchanged. HNX-INDEX fluctuated wildly in green throughout the trading day, finally closed at 107.91 pts (+0.53%) with 87 advancers, 99 decliners and 192 unchanged.

Industrials (-1.30%), Consumer Discretionary (-0.51%) and Materials (-0.15%) recorded losses while Utilities (+1.12%), Real Estate (+0.44%) and Financials (+0.20%) surged. Top index laggards included ROS (-6.2%), SAB (-1.3%), PLX (-0.8%), VJC (-1.7%) and BVH (-0.9%). On the other hand, top index movers consisted of GAS (1.5%), MSN (2.6%), VIC (0.8%), VCB (0.4%) and GMD (5.7%). Top 3 major block trades were VIB with 9mn shares (VND202.5bn), SHS with 5.8mn shares (VND99.8bn) and NTP with 885,040 shares (VND65.4bn).

Foreigners net bought on HOSE at net-buying value of VND27.4bn and net sold on HNX at net-selling value of VND65.3bn. They mainly bought HPG (VND28.6bn), PVD (VND37.3bn) and PLX (VND23.1bn) while sold VNM (VND24.7bn), GMD (VND17.7bn) and DPM (VND17.0bn).

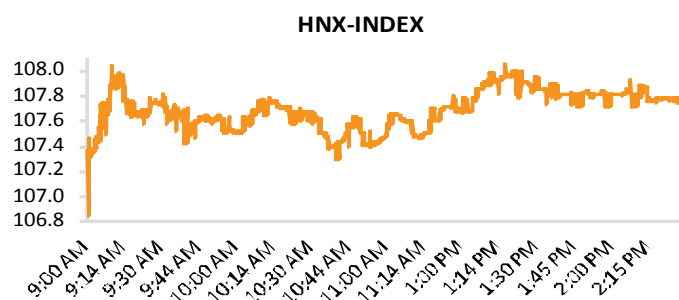
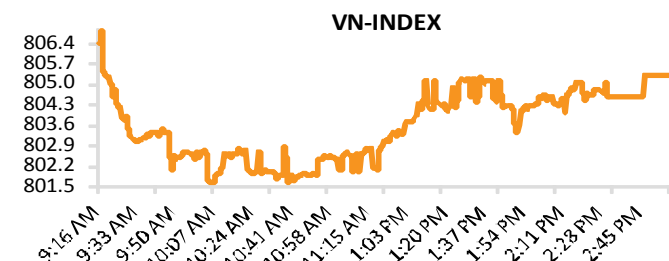
Sectors (VNIndex)	Price 1D chg	Index Wgt	P/E x	P/B x
Consumer Discretionary	-0.51%	0.95	19.72	5.49
Consumer Staples	0.01%	7.26	28.28	8.1
Energy	-0.13%	3.56	16.17	3.02
Financials	0.20%	3.45	16.95	1.88
Health Care	-0.01%	0.41	26.23	4.14
Industrials	-1.30%	1.05	37.83	5.3
IT	0.09%	1.13	12.18	2.41
Materials	-0.15%	1.33	9.82	2.03
Real Estate	0.44%	3.88	32.9	3.52
Utilities	1.12%	4.99	15.76	2.95

Source: Bloomberg

Snapshot	HOSE	HNX
Close (pts)	805.4	107.9
1 Day change (%)	-0.03	0.53
Volume (mn shs)	171.2	80.0
Value (US\$m)	160.8	41.8
Gainers	121	87
Losers	146	99
Unchanged	73	192

Commodities & Currencies	Close	%chg
Gold(USD/Oz)	1,305	-0.14
WTI Oil (\$/B) 1Mth	51.99	-0.44
Brent Oil (\$/B) 1Mth	58.67	-0.59
USDVND	22,733	0.02
EURVND	26,915	0.51

Source: Bloomberg



Country Peering	Close Points	1D chg %	P/E x	P/B x	Market cap US\$b
China	3,820.8	0.08	16.32	1.99	4,221
India	9,868.1	-0.05	22.99	2.90	1,067
Indonesia	5,864.0	-0.52	22.87	2.48	485
Laos	1,035.6	0.77	14.33	0.88	1
Malaysia	1,765.6	-0.20	16.59	1.71	254
Philippines	8,170.1	-0.90	22.34	2.45	195
Taiwan	10,257.0	-0.76	15.74	1.75	1,005
Thailand	1,669.8	0.13	17.46	2.01	498
Vietnam	805.4	-0.03	16.04	2.33	91

Source: Bloomberg

26-Sep

Market News

Oil prices took a breather early Tuesday after hitting two-year highs at the opening of European trading on fears that Turkey could turn off pipelines out of the Kurdistan region and following bullish supply and demand predictions from traders and analysts. Brent Crude futures for delivery in November traded at US\$58.84 a barrel, down US\$0.18 cents, after touching a high of US\$59.49 soon after the opening of European trading. The last time oil traded above US\$59 was in July 2015. US benchmark West Texas Interte futures also for November were at US\$52.13, down US\$0.19. Turkey's President Tayyip Erdogan on Monday said he could close the pipeline running out of the Kurdish region of Northern Iraq in response to a non-binding independence referendum that was held on Monday. The pipeline to the Turkish port of Ceyhan pumps about 500,000 to 600,000 barrels of oil per day and is the main transport route for the Kurdish region's oil exports. *(Bloomberg)*

Stable Vietnam currency is seen aiding central bank in growth push. Vietnamese working abroad and sending money home will help keep the currency stable and enable the central bank to focus on supporting economic growth, a senior official said. Vietnam expects rising remittances from overseas Vietnamese will help keep the currency stable, allowing the central bank to focus on supporting economic growth, a senior official says. Nguyen Hoang Minh, Deputy Head of the State Bank of Vietnam in Ho Chi Minh, said remittances to the city are forecast to rise 10% YoY to US\$5.5bn this year, helping ensure enough supply of foreign currency. The city, Vietnam's economic hub, accounted for about 60% of total remittance inflows last year. *(Bloomberg)*

Vietnam rice exports are seen at 466,000 tons, coffee exports at 86,000 tons, rubber exports at 174,000 tons in September. 9M2017's rice exports are seen at 4.57mn tons (+20.8% YoY), coffee exports at 1.1mn tons (-20.7% YoY), rubber exports at 979,000 tons (+13.3% YoY), according to Ministry of Agriculture and Rural Development. *(Bloomberg)*

Vietnam 2017 disbursed FDI was seen at US\$12.5bn as of Sep 20. Total pledged foreign direct investment rises 34.3% YoY to US\$25.48bn in Jan-Sep, according to Ministry of Planning and Investment. For further information, Vietnam 8M2017 disbursed FDI was seen at US\$10.3bn (+5.1% YoY). *(Bloomberg)*

Corporate News

Vingroup JSC (VIC VN) - personnel change: VIC has appointed Jim Deluca, former Vice President of Global Manufacturing for General Motors, as CEO of its car unit VINFAST, according to VIC's Vice Chairwoman Le Thi Thu Thuy. Deluca will start his job at VINFAST on Tuesday. *(Bloomberg)*

Vietjet Aviation JSC (VJC VN) – shareholder's activity: Ho Chi Minh City Housing Development Bank (HDBank - unlisted), which is related to VJC's CEO Nguyen Thi Phuong Thao, has successfully bought 2,544,000 VJC shares via put-through method on Sep 21. Thereafter, the bank raised its stake in VJC from 13,413,750 shares (4.16%) to 15,957,750 shares (4.95%). *(Hsx.vn)*

Viglacera Corporation (VGC VN) - investment activity: VGC announced to have divested its entire stake of 176,060 Viglacera Mechanical & Construction JSC (VIMC - unlisted) shares on Sep 21, making VIMC no longer VGC's affiliate. (*Hnx.vn*)

LDG Investment JSC (LDG VN) – shareholders' activities: LDG has announced the results of the company's private placement of 53.5mn shares to 2 institutional investors and 3 individual investors. Specifically, Sun Holdings JSC (unlisted) bought 8mn LDG shares (5%) on Sep 18, noted that the company did not own any LDG shares prior to the transaction. Likewise, Dat Xanh Real Estate Service and Construction JSC (DXG VN) purchased 25.5mn shares, thus increasing its stake from 17.2mn shares to 42.7mn shares (26.7%). Regarding individual investors, Mr. Le Van Thang, Ms. Le Thi Tu, and Ms. Pham Nguyen Thuy An bought 6mn shares (3.75%), 7mn shares (4.38%) and 7mn shares (4.38%), respectively, knowing that they did not own any LDG shares previously. (*Cafef.vn*)

Net Detergent JSC (NET VN) – shareholder's activity: America LLC bought 10,000 NET shares on Sep 14, thus increasing its stake from 1,333,920 shares (5.96%) to 1,343,920 shares (6%). (*Hnx.vn*)

Vincom Retail (Unlisted) - IPO listing: Vincom Retail, a subsidiary of Vingroup JSC (VIC VN), has sent listing application to Ho Chi Minh City Stock Exchange. No details on listing timing and amount of shares were provided. (*Bloomberg*)

Tien Phong Plastic JSC (NTP VN) – shareholder's activity: Tien Phong Plastic South JSC, which is related to BoD member Dang Quoc Dung, has registered to buy 1.8mn NTP shares via put-through and order-matching methods from Sep 28 to Oct 20. If successful, the company will increase its ownership in NTP from approximately 3.7mn shares (4.15%) to 5.5mn shares. (*Hnx.vn*)

SMC Trading Investment JSC (SMC VN) – shareholder's activity: Vice CEO Nguyen Van Tien has registered to sell 30,000 SMC shares via put-through and order-matching methods from Sep 28 to Oct 26. If successful, he will increase his stake from 510,499 shares (1.22%) to 480,499 shares (1.14%). (*Cafef.vn*)

Tasco JSC (HUT VN) - bond conversion: HUT's BoD announced to have executed the bond conversion on Sep 25 for 106,240 bonds to 10.624mn shares with the price of VND10,000/share. Such shares will be not subject to transfer restriction. (*Hnx.vn*)

Bim Son Cement JSC (BCC VN) – dividend payment: Oct 05 and Oct 06 will be the ex-date and record date, respectively, for receiving 2016 cash dividend of VND1,000/share (est. 2016 dividend yield of 11%). The payment date will be Oct 20. (*Cafef.vn*)

HaDo JSC (HDG VN) – shareholder's activity: The Ministry of National Defense has registered to sell its entire stake of approximately 8mn HDG shares (9.94%) via put-through and order-matching methods from Sep 27 to Sep 30. (*Cafef.vn*)

CMC JSC (CVT VN) - stock listing: Ho Chi Minh City Stock Exchange (HOSE) has approved the listing of 28,223,903 CVT shares on HOSE, noted that the stock is currently trading on Hanoi Stock Exchange (HNX). (*Hsx.vn*)

Tien Giang Investment and Construction JSC (THG VN) – dividend payment and shareholder’s activity: Oct 04 and Oct 05 will be the ex-date and record date, respectively, for receiving the first 2017 cash dividend of VND1,000/share. The payment will be made from Oct 19. Besides, Ms. Nguyen Thi My Hanh, wife of Supervisory Board member Phan Trong Liem, has registered to sell 110,000 THG shares via order-matching and put-through methods from Oct 02 to Oct 31. If successful, she will reduce her stake from 116,409 shares (0.97%) to 6,409 shares. (*Hsx.vn*)

Lilama 18 JSC (LM8 VN) - key personnel change: LM8’s BoD has approved the appointment of BoD member Cao Nguyen Soai as the new Vice CEO starting from Oct 02. (*Hsx.vn*)

Ba Ria - Vung Tau House Development JSC (HDC VN) - sales of treasury shares: HDC successfully sold 1,455,320 treasury shares at the average price of VND16,942/share via order-matching and put-through methods from Sep 08 to Sep 25. Accordingly, the company reduced its number of treasury shares to 1,079 shares. (*Hsx.vn*)

Vidipha Central Pharmaceutical JSC (VDP VN) - ESOP share repurchase: VDP has registered to repurchase 20,400 ESOP shares from resigned employees at the price of VND12,500/share between Oct 04 and Nov 02. The total transaction value is estimated at VND255mn, which will be drawn from the company’s additional paid-in capital. (*Vietstock.vn*)

Long Giang Investment and Urban Development JSC (LGL VN) - 2017 EGM and shareholder’s activity: Oct 10 and Oct 11 will be the ex-date and record date, correspondingly, for attending LGL’s 2017 EGM. Further information regarding the date and the agenda of the meeting will be announced later. Besides, Sai Gon - Hanoi Securities JSC (SHS VN) divested its entire stake of 3,261,108 LGL shares (9.43%) on Sep 25. (*Hsx.vn*)

Viet Dragon Securities JSC (VDS VN) - key personnel changes: VDS’s BoD has approved the re-appointment of Mr. Le Minh Hien as the new CFO cum Chief Accountant for a 3-year term starting from Oct 08. (*Cafef.vn*)

North-West Electric Investment And Development (NED VN - UPCOM) - shareholder’s activity: Song Da 5 JSC (SD5 VN), a major shareholder, sold 3mn NED shares out of 4.53mn shares registered on Sep 14, thus reducing its holding in NED from 4.53mn shares (12.49%) to 1.53mn shares (4.22%). (*Vietstock.vn*)

MARKET MOVEMENTS

HOSE					
Top gainers					VND
Ticker	Last Price	Chg	%chg	Vol.	Index impact
TBC	26,750	1,750	7.0	1,480	0.044
TIE	9,960	650	7.0	710	0.002
SCD	31,450	2,050	7.0	5,310	0.007
DIC	6,620	430	7.0	116,440	0.005
PVD	14,800	950	6.9	7.44MLN	0.144

Top losers					
Ticker	Last Price	Chg	%chg	Vol.	Index impact
STT	8,650	-650	-7.0	30	-0.002
SGT	8,100	-600	-6.9	13,440	-0.018
VNG	13,600	-1,000	-6.9	135,010	-0.030
FIT	11,000	-800	-6.8	9.27MLN	-0.081
SMA	8,580	-620	-6.7	1,910	-0.004

Top index movers					
Ticker	Last Price	Chg	%chg	Vol.	Index impact
GAS	69,500	1,000	1.5	633,130	0.757
MSN	55,900	1,400	2.6	382,200	0.641
VIC	49,400	400	0.8	1.10MLN	0.417
VCB	37,650	150	0.4	871,840	0.213
GMD	44,500	2,400	5.7	2.47MLN	0.170

Top index ladders					
Ticker	Last Price	Chg	%chg	Vol.	Index impact
ROS	112,900	-7,400	-6.2	3.46MLN	-1.384
SAB	258,000	-3,500	-1.3	5,600	-0.888
PLX	64,400	-500	-0.8	648,770	-0.256
VJC	107,500	-1,900	-1.7	626,990	-0.242
BVH	55,800	-500	-0.9	263,350	-0.135

Top active volume					
Ticker	Last Price	Chg	%chg	Vol.	Index impact
FLC	7,410	-60	-0.8	12.29MLN	-0.015
FIT	11,000	-800	-6.8	9.27MLN	-0.081
HAI	10,150	150	1.5	7.84MLN	0.007
PVD	14,800	950	6.9	7.44MLN	0.144
HQC	3,270	0	0.0	6.17MLN	0.000

HNX					
Top gainers					VND
Ticker	Last Price	Chg	%chg	Vol.	Index impact
CTT	7,700	700	10.0	100	0.000
SCI	8,800	800	10.0	1.30MLN	0.000
SDU	32,100	2,900	9.9	100	0.000
DL1	17,800	1,600	9.9	20,400	0.000
CTX	20,100	1,800	9.8	8,000	0.000

Top losers					
Ticker	Last Price	Chg	%chg	Vol.	Index impact
VE8	12,600	-1,400	-10.0	1,500	0.000
VMS	9,900	-1,100	-10.0	27,500	0.000
CMS	4,700	-500	-9.6	32,100	0.000
SAP	9,400	-1,000	-9.6	200	0.000
HVA	2,900	-300	-9.4	30,516	0.000

Top index movers					
Ticker	Last Price	Chg	%chg	Vol.	Index impact
ACB	30,600	500	1.7	2.77MLN	0.436
PVS	17,300	600	3.6	13.21MLN	0.152
DL1	17,800	1,600	9.9	20,400	0.092
VGC	22,700	300	1.3	249,600	0.036
OCH	12,000	400	3.5	200	0.032

Top index ladders					
Ticker	Last Price	Chg	%chg	Vol.	Index impact
SHB	8,000	-100	-1.2	7.85MLN	-0.098
KLF	5,100	-500	-8.9	15.05MLN	-0.089
L14	78,300	-3,700	-4.5	37,950	-0.022
API	33,900	-800	-2.3	10,300	-0.015
PGS	23,000	-400	-1.7	5,200	-0.015

Top active volume					
Ticker	Last Price	Chg	%chg	Vol.	Index impact
KLF	5,100	-500	-8.9	15.05MLN	0.000
PVS	17,300	600	3.6	13.21MLN	0.000
PVX	2,800	0	0.0	10.66MLN	0.000
SHB	8,000	-100	-1.2	7.85MLN	0.000
SHS	17,100	-100	-0.6	7.08MLN	0.000

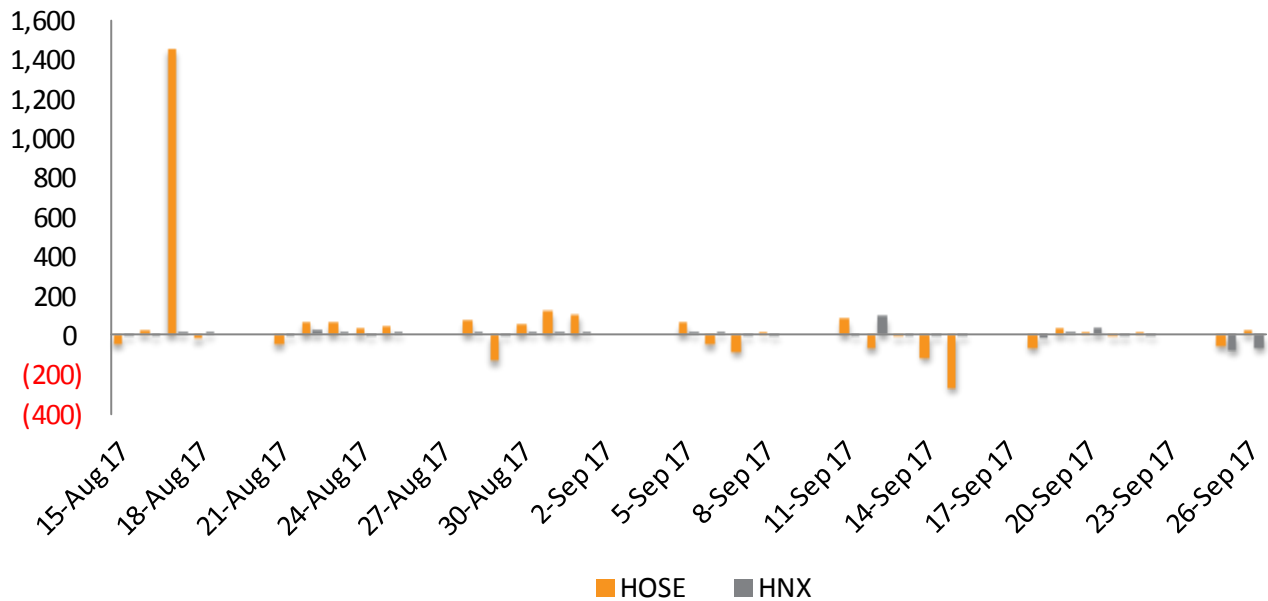
Source: Bloomberg 26-Sep

FOREIGN ACTIVITIES

Volume (Mn'shs)	HOSE	d/d	HNX	d/d	Value (VND'bn)	HOSE	d/d	HNX	d/d
BUY	8.4	-5.7%	0.2	-72.5%	BUY	259.0	-1.5%	4.3	-69.4%
% of market	4.9%		0.2%		% of market	7.2%		0.5%	
SELL	6.8	-32.8%	1.1	-36.6%	SELL	231.5	-28.0%	69.6	-23.7%
% of market	4.0%		1.4%		% of market	6.5%		7.3%	
NET BUY (SELL)	1.59		(0.9)		NET BUY (SELL)	27.4		(65.3)	

Source: HSX, HNX

Foreign net buy/sell (30 days) in VND'bn



2017 ACCUMULATION

Volume (Mln'shs)	HOSE % of 2016	HNX % of 2016	Value (VND'bn)	HOSE % of 2016	HNX % of 2016				
BUY	2,055.2	83.5%	227.8	57.7%	BUY	84,182.4	92.2%	3,269.9	52.5%
% of market	6.0%		2.3%		% of market	12.3%		3.1%	
SELL	2,028.3	75.9%	238.2	72.6%	SELL	70,890.8	71.6%	3,367.6	66.2%
% of market	5.9%		2.4%		% of market	10.4%		3.2%	
NET BUY (SELL)	26.9		(10.4)		NET BUY (SELL)	13,292		(97.6)	

Source: HSX, HNX

FOREIGN ACTIVITIES

HOSE					
Top buy by foreigners (value)					VND'bn
Ticker	Last Price	Chg	%chg	Value	Index impact
VNM	148,100	100	0.07	33.2	0.057
HPG	37,400	-100	-0.27	28.6	-0.060
PVD	14,800	950	6.86	27.3	0.144
PLX	64,400	-500	-0.77	23.1	-0.256
GMD	44,500	2,400	5.70	17.5	0.170

Top sell by foreigners (value)						VND'bn
Ticker	Last Price	Chg	%chg	Value	Index impact	
HPG	37,400	-100	-0.27	45.3	-0.060	
VNM	148,100	100	0.07	24.7	0.057	
GMD	44,500	2,400	5.70	17.7	0.170	
DPM	22,650	-100	-0.44	17.0	-0.015	
BMP	76,400	-1,500	-1.93	14.6	-0.049	

Top net buy by foreigners (value)						VND'bn
Ticker	Last Price	Chg	%chg	Value	Index impact	
PVD	14,800	950	6.86	27.3	0.144	
PLX	64,400	-500	-0.77	12.7	-0.256	
CII	32,600	550	1.72	10.9	0.061	
CTG	19,450	50	0.26	9.9	0.074	
VNM	148,100	100	0.07	8.5	0.057	

Top net sell by foreigners (value)						VND'bn
Ticker	Last Price	Chg	%chg	Value	Index impact	
HPG	37,400	-100	-0.27	-16.7	-0.060	
BMP	76,400	-1,500	-1.93	-13.6	-0.049	
KBC	14,200	-250	-1.73	-13.4	-0.047	
DPM	22,650	-100	-0.44	-9.2	-0.015	
AAA	34,700	-400	-1.14	-7.1	-0.009	

HNX					
Top buy by foreigners (value)					VND'bn
Ticker	Last Price	Chg	%chg	Value	Index impact
CVT	52,000	500	0.97	1.0	0.000
MAS	85,800	2,100	2.51	0.5	0.000
PVS	17,300	600	3.59	0.5	0.000
VGC	22,700	300	1.34	0.5	0.000
BVS	20,200	-200	-0.98	0.2	0.000

Top sell by foreigners (value)						VND'bn
Ticker	Last Price	Chg	%chg	Value	Index impact	
NTP	69,300	700	1.02	65.9	0.000	
MAS	85,800	2,100	2.51	0.5	0.000	
DXP	11,900	-600	-4.80	0.4	0.000	
PVE	8,800	0	0.00	0.4	0.000	
PVC	10,600	500	4.95	0.3	0.000	

Top net buy by foreigners (value)						VND'bn
Ticker	Last Price	Chg	%chg	Value	Index impact	
CVT	52,000	500	0.97	1.0	0.000	
VGC	22,700	300	1.34	0.5	0.000	
PVS	17,300	600	3.59	0.4	0.000	
BVS	20,200	-200	-0.98	0.2	0.000	
IDV	43,500	-1,000	-2.25	0.2	0.000	

Top net sell by foreigners (value)						VND'bn
Ticker	Last Price	Chg	%chg	Value	Index impact	
NTP	69,300	700	1.02	-65.85	0.000	
PVE	8,800	0	0.00	-0.36	0.000	
PVC	10,600	500	4.95	-0.33	0.000	
API	33,900	-800	-2.31	-0.28	0.000	
DXP	11,900	-600	-4.80	-0.27	0.000	

Source: Bloomberg, HOSE, HNX

DAILY MARKET RECAP

26 September 2017

TOP 70 MARKET CAPS SNAPSHOT ON HOSE

No.	Ticker	Price VND	Price change (%)			Mkt. Cap US\$mIn	Outs. Vol. Mln'shs	Float ratio %	Avail. Fil %	Ave. daily vol. (30 days-shs)	EPS			P/E x	P/B x	ROE %	ROA %
			1M	3M	6M						T12M	Diluted	1Y Gr.				
1	VNM VM	148,100	-0.3	-3.5	4.5	9,455	1,451	57.8	44.8	550,797	6,333	5,831	19.9	23.4	8.8	38.9	33.1
2	SAB VM	258,000	2.0	24.4	29.0	7,278	641	10.4	39.1	37,189	7,178	6,442	37.3	35.9	12.0	33.8	21.5
3	VCB VM	37,650	1.3	-2.2	-0.9	5,959	3,598	22.9	9.4	1,047,307	1,788	1,566	6.0	21.1	2.6	12.8	1.0
4	GAS VM	69,500	13.2	21.9	27.5	5,850	1,913	4.2	45.7	434,774	4,184	3,548	-18.8	16.6	3.3	20.3	13.4
5	VIC VM	49,400	10.9	15.4	16.6	5,732	2,638	52.3	19.1	836,931	1,203	1,178	111.2	41.1	4.5	9.8	1.5
6	PLX VM	64,400	-4.6	-10.3	N/A	3,283	1,159	100.0	11.1	762,688	3,883	4,254	43.0	16.6	3.3	21.5	7.8
7	CTG VM	19,450	3.2	-4.0	4.0	3,186	3,723	15.8	0.0	1,506,512	1,970	1,457	20.6	9.9	1.2	12.3	0.8
8	BID VM	20,400	3.3	1.0	14.0	3,068	3,419	4.4	28.1	2,034,340	1,813	1,354	-5.1	11.3	1.5	14.1	0.6
9	MSN VM	55,900	20.2	32.5	16.9	2,823	1,148	43.9	19.9	709,560	1,963	2,481	86.5	28.5	3.5	13.0	3.3
10	HPG VM	37,400	10.3	21.2	39.2	2,496	1,517	58.9	9.4	4,101,915	5,182	4,470	82.3	7.2	2.5	34.9	20.9
11	VPB VM	36,600	0.8	N/A	N/A	2,411	1,497	100.0	0.0	N/A	4,485	4,485	37.1	8.2	1.8	25.4	1.9
12	ROS VM	112,900	15.2	43.6	-20.6	2,349	473	27.0	47.2	3,243,770	1,033	1,033	N/A	109.3	10.9	11.7	7.4
13	VJC VM	107,500	20.5	19.4	17.6	2,134	451	64.7	5.1	661,956	6,233	6,233	-24.9	17.2	10.0	68.7	14.3
14	MBB VM	22,750	-0.9	4.8	45.4	1,714	1,713	49.8	0.0	2,860,779	1,969	1,715	-6.3	11.6	1.5	13.5	1.3
15	NVL VM	61,400	-0.8	-10.4	-11.0	1,682	623	29.5	39.7	1,901,391	3,396	3,059	N/A	18.1	4.0	23.1	5.3
16	BVH VM	55,800	3.9	-3.6	-7.9	1,670	680	29.1	24.5	231,383	2,101	1,651	10.9	26.6	2.7	10.7	1.9
17	MWG VM	117,100	10.9	13.7	38.8	1,585	308	72.0	0.0	426,092	5,949	4,974	40.3	19.7	7.7	46.6	16.0
18	FPT VM	49,000	3.2	4.9	18.1	1,144	531	70.5	0.0	764,462	3,887	3,413	2.9	12.6	2.6	21.5	7.7
19	BHN VM	109,000	26.9	38.1	24.9	1,111	232	100.0	31.4	51,727	3,236	3,236	-9.6	33.7	4.5	13.8	8.0
20	STB VM	12,500	5.9	-12.0	9.6	992	1,804	94.6	15.4	1,747,963	292	49	-89.0	42.7	1.0	2.3	0.2
21	CTD VM	209,100	-2.7	-4.1	1.5	704	77	89.0	2.5	45,939	20,254	20,894	88.6	10.3	2.5	29.1	14.6
22	EIB VM	12,400	3.3	-2.4	5.1	671	1,229	75.6	0.2	352,507	468	251	660.6	26.5	1.1	4.3	0.4
23	SBT VM	26,450	-8.5	-25.0	8.0	648	557	72.1	18.0	1,624,676	1,209	1,176	2.4	21.9	2.2	10.3	4.6
24	DHG VM	108,000	-2.1	-10.0	29.6	621	131	31.8	0.0	103,209	5,001	4,662	21.7	21.6	5.0	24.9	19.8
25	GMD VM	44,500	9.6	-0.2	26.2	564	288	59.5	0.0	579,099	2,071	2,009	-4.2	21.5	2.1	6.9	4.0
26	SSI VM	25,400	3.0	-7.5	10.2	547	490	57.0	47.8	2,525,303	2,166	1,698	2.4	11.7	1.4	13.4	7.0
27	PNJ VM	114,800	10.4	10.4	53.9	546	108	64.5	0.0	169,776	6,190	4,383	671.7	18.5	6.5	37.9	17.5
28	REE VM	35,550	0.6	-3.1	32.6	485	310	48.3	0.0	1,104,540	4,895	3,526	27.9	7.3	1.5	22.3	14.1
29	HSG VM	29,000	-0.7	-10.5	6.3	446	350	52.3	20.5	2,638,145	4,577	4,200	120.2	6.3	2.0	36.4	11.7
30	DPM VM	22,650	-2.6	-0.9	-6.0	390	391	35.2	28.1	652,652	1,925	2,452	-25.6	11.8	1.1	9.7	7.8
31	KDC VM	42,700	4.9	-8.8	2.9	386	206	49.8	39.2	267,260	6,820	5,714	-74.7	6.3	1.3	23.5	15.6
32	HAG VM	8,800	3.8	-9.3	-11.1	359	927	61.3	37.4	2,145,360	475	-1,439	N/A	18.5	0.6	2.8	0.8
33	HBC VM	62,500	17.0	29.4	51.8	354	129	71.2	25.4	1,480,229	6,301	3,960	539.6	9.9	4.4	53.4	7.1
34	CII VM	32,600	-5.5	-9.4	-14.2	353	246	58.6	7.7	735,636	8,792	3,191	9.7	3.7	1.6	47.7	12.5
35	HNG VM	10,100	6.9	-8.2	-14.0	341	767	35.1	48.1	982,756	714	-1,298	N/A	14.1	0.7	5.2	1.7

DAILY MARKET RECAP

26 September 2017

(Continue)

No.	Ticker	Price VND	Price change (%)			Mkt. Cap US\$mIn	Outs. Vol. Mln'shs	Float ratio %	Avail. Fil %	Ave. daily vol. (30 days-shs)	EPS			P/E x	P/B x	ROE %	ROA %
			1M	3M	6M						T12M	Diluted	1Y Gr.				
36	NT2 VM	26,200	-0.6	-9.7	-19.1	332	288	27.9	29.2	266,797	2,816	3,701	-5.0	9.3	1.5	16.3	7.8
37	DCM VM	13,650	1.1	-1.1	29.4	318	529	24.4	47.1	1,526,356	1,516	1,011	N/A	9.0	1.2	13.5	6.4
38	VCI VM	58,200	-2.5	N/A	N/A	307	120	91.9	17.8	98,386	3,854	3,854	-18.8	15.1	5.0	31.9	12.1
39	PDR VM	30,700	11.2	11.2	120.0	300	222	38.3	48.3	1,010,495	1,356	1,033	28.1	22.6	2.7	12.5	3.4
40	KBC VM	14,200	-4.1	-17.4	-3.1	293	470	74.7	16.8	1,832,246	1,232	1,186	-11.6	11.5	0.8	7.4	4.0
41	PPC VM	20,200	5.2	2.0	16.8	283	318	15.0	32.9	222,012	4,688	1,724	-2.2	4.3	1.2	29.6	15.4
42	BMP VM	76,400	-0.8	-25.1	-30.5	275	82	61.8	55.5	451,388	6,230	7,664	20.9	12.3	2.7	23.0	19.3
43	DXG VM	21,500	7.5	23.2	33.5	270	286	71.5	19.7	3,728,377	2,087	2,555	29.6	10.3	1.9	23.7	10.3
44	TCH VM	16,300	-0.6	-16.8	-11.4	260	363	52.5	48.6	1,146,769	1,379	1,379	N/A	11.8	1.3	16.6	15.1
45	PVD VM	14,800	1.4	5.7	-27.8	249	383	48.1	30.8	2,743,571	-513	224	-94.1	N/A	0.4	-1.5	-0.8
46	HT1 VM	14,850	-1.0	-34.9	-35.4	249	382	20.0	43.7	801,095	1,736	2,121	-0.2	8.6	1.1	13.3	5.6
47	KDH VM	23,700	-4.0	-3.5	12.0	244	234	49.1	2.7	85,513	1,511	1,387	55.3	15.7	1.7	11.3	5.2
48	HCM VM	41,300	8.3	-8.7	28.9	235	130	38.0	46.3	424,614	3,032	2,395	49.9	13.6	2.2	16.3	9.0
49	QCG VM	18,400	8.2	-35.7	249.8	223	275	32.1	48.4	411,324	811	163	87.6	22.7	1.3	5.7	2.4
50	VCF VM	188,900	-2.4	-1.6	11.1	221	27	30.7	19.3	190	13,794	14,450	30.0	13.7	2.3	18.3	12.9
51	TLG VM	98,000	-5.8	-9.6	24.4	215	50	25.6	72.0	1,735	4,704	4,242	24.9	20.8	4.9	24.7	17.7
52	TRA VM	116,500	-1.3	-3.7	17.8	212	41	57.9	1.0	14,431	5,279	5,081	29.0	22.1	4.9	23.4	16.0
53	FLC VM	7,410	-13.5	-3.5	-9.1	208	638	86.2	39.8	22,088,390	945	1,795	-8.0	7.8	0.6	7.8	3.6
54	VHC VM	50,600	2.2	-13.9	-1.7	205	92	25.1	61.6	70,120	5,425	5,922	80.9	9.3	1.8	20.6	9.6
55	LGC VM	23,500	7.1	8.8	4.7	199	193	N/A	4.0	145	1,558	1,698	-49.5	15.1	1.9	12.5	3.6
56	PAN VM	37,000	2.8	2.5	-2.0	192	118	59.8	53.9	5,204	1,447	2,164	-1.9	25.6	1.7	7.2	4.0
57	NLG VM	27,250	-2.7	1.2	11.8	188	157	56.2	6.4	895,271	3,325	1,954	70.0	8.2	1.6	20.1	7.9
58	PVT VM	15,000	6.4	2.4	19.0	186	281	48.9	18.9	251,410	1,278	1,321	12.9	11.7	1.2	10.3	4.1
59	GTN VM	16,750	3.1	-3.7	13.2	184	250	18.4	51.1	875,390	127	104	-86.3	131.6	1.5	1.3	0.9
60	BIC VM	34,650	-4.5	-12.3	-12.6	179	117	99.7	1.4	13,125	1,090	1,083	-27.2	31.8	2.0	6.4	2.7
61	BWE VM	27,000	6.3	N/A	N/A	178	150	20.3	48.9	357,868	1,606	1,606	N/A	16.8	1.4	8.7	3.0
62	VSH VM	19,000	3.8	9.2	19.5	172	206	69.3	33.4	55,164	1,490	1,219	2.4	12.7	1.4	11.1	5.3
63	DIG VM	16,150	3.9	14.1	77.5	169	238	86.9	23.3	839,836	281	228	459.2	57.6	1.4	2.4	1.1
64	ITA VM	4,030	0.2	9.5	-4.0	166	938	69.3	38.2	2,244,260	48	43	-74.1	83.2	0.4	0.4	0.4
65	PGD VM	41,950	-8.7	-18.7	6.5	166	90	49.5	20.8	2,525	1,059	2,313	-37.5	39.6	2.9	6.9	3.9
66	DMC VM	107,900	-6.1	-17.1	19.6	165	35	46.3	37.0	6,777	5,597	4,856	44.3	19.3	4.1	22.9	18.1
67	PTB VM	139,000	9.4	24.1	28.0	158	26	59.5	34.3	110,068	10,347	8,863	58.8	13.4	4.3	37.0	16.6
68	NKG VM	34,750	13.4	6.8	44.4	153	100	27.1	69.7	341,911	6,296	6,850	286.2	5.5	1.8	39.5	9.4
69	CHP VM	27,500	7.6	1.5	21.7	152	126	20.0	45.8	76,909	3,504	1,950	-21.5	7.8	2.1	29.3	15.2
70	PC1 VM	34,300	-4.2	-4.7	12.9	148	98	67.0	18.0	100,097	3,486	3,486	-50.6	9.8	1.7	18.7	7.8

Source: Bloomberg

DISCLAIMER

This report has been prepared by VNDIRECT or one of its affiliates for distribution in Vietnam and overseas. The information herein is believed by VNDIRECT to be reliable and is based on public sources believed to be reliable. With exception of information about VNDIRECT, VNDIRECT makes no representation about the accuracy of such information.

Options, estimates and projection expressed in this report represent the current views of the author at the date of publication only. They do not necessarily reflect the opinions of VNDIRECT and are subject to change without notice. VNDIRECT has no obligation to update, amend or in any way modify this report or otherwise notify a reader thereof in the event that any of the subject matter or opinion, projection or estimate contained within it changes or becomes inaccurate.

The information herein was obtained from various sources and we do not guarantee its accuracy or completeness. Prices and availability of financial instruments are also subject to change without notice.

This published research may be considered by VNDIRECT when buying or selling proprietary positions or positions held by funds under its management. VNDIRECT may trade for its own account as a result of short-term trading suggestions from analysts and may also engage in securities transactions in a manner inconsistent with this report and opinions expressed therein.

Neither the information nor any opinion expressed in this report constitutes an offer, nor an invitation to make an offer, to buy or sell any securities or any option, futures or other derivative instruments in any jurisdiction. Nor should it be construed as an advertisement for any financial instruments.

Officers of VNDIRECT may have a financial interest in securities mentioned in this report or in related instruments. This research report is prepared for general circulation for general information only. It does not have regard to the specific investment objectives, financial situation or particular needs of any person who may receive or read this report.

Investors should note that the prices of securities fluctuate and may rise and fall. Past performance, if any, is no guide to the future. The financial instruments discussed in this report may not be suitable for all investors. Investors must make their own financial decisions based on their independent financial advisors as they believe necessary and based on their particular financial situation and investment objectives.

This report may not be copied, reproduced, published or redistributed by any person for any purpose without the express permission of VNDIRECT in writing. Please cite sources when quoting.

ADDRESS

Headquarter

1 Nguyen Thuong Hien Str
Hai Ba Trung Dist, Hanoi
T: +84 4 3972 4568
F: +84 4 3972 4600

HCMC Office

The 90th Pasteur Building
90 Pasteur Str, Dist 1, HCMC
T: +84 28 7300 0688
F: +84 28 3914 6924

Da Nang Office

Room 7-8-9, 3rd floor, Buu Dien Building
155 Nguyen Van Linh Str, Da Nang City
T: +84 511 382 1111

Vinh - Nghe An Office

1 Lenin Str
Vinh City, Nghe An Province
T: +84 388 688 466
F: +84 388 688 466

Can Tho Office

3rd floor STS Building, 11B Hoa Binh
Ninh Kieu, Can Tho
T: +84 710 3766 959
F: +84 710 3826 331

Quang Ninh Office

1st & 2nd floor, 29-31, 25/4 Str
Ha Long City, Quang Ninh Province
T: +84 33 3820 818
F: +84 33 3820 333

CONTACTS

Hang Tran (Ms.)

Director

T: +84 28 7300 0688 (Ext: 21168)
E: hang.tranxuan@vndirect.com.vn

Trung Nguyen (Mr.)

Associate Director – Business Development

T: +84 28 7300 0688 (Ext: 21068)
E: trung.nt@vndirect.com.vn

Giang Nguyen (Ms.)

Associate Director - Trading

T: +84 28 7300 0688 (Ext: 21099)
E: giang.nt@vndirect.com.vn

Linh Nguyen (Ms.)

Institutional trader

T: +84 28 7300 0688 (Ext: 21089)
E: linh.nn@vndirect.com.vn

Anh Pham (Ms.)

Institutional trader

T: +84 28 7300 0688 (Ext: 21222)
E: anh.phamnguyen@vndirect.com.vn