DAILY MARKET RECAP

22 May 2017

Market commentary

Prompted by last Friday's optimism, Vietnam Stock Markets made an astonishing breakthrough on investors' growing confidence. Specifically, VN-INDEX kicked off the bullish session with a roar, propelled by the early surging blue-chips, and firmly extended gains throughout the entire day. Notably, following the climb in oil prices, Energy and Utilities sectors remained the largest factors levitating the market's sentiment. Particularly, PLX and GAS led today's advancers and together contributed over 3.8pts to the index. At the same time, Banking tickers soared robustly, led by BID that suddenly hit its ceiling price. Other members including CTG, VCB, MBB and STB also recorded tremendous gains, thus widely spreading positive sentiment on the market. Moreover, Food and Beverage stocks (such as VNM, MSN, SAB and BHN) supported the index's rally as well. At the end, VN-INDEX posted the largest increase over the past 6 months and ended at a fresh record high of 744.1pts (+1.4%) with 146 winners, 117 losers and 60 unchanged. Besides, although HNX-INDEX slightly struggled during the trade, the index managed to exceed the 92-point resistance level to close at 92.71pts (+0.58%) with 103 gainers, 98 laggards and 181 unchanged.

Only Industrial (-2.01%) and Information Technology (-0.01%) declined while the rest surged strongly, led by Energy (+6.16%), Financials (+3.29%), and Utilities (+3.12%). Regarding tickers, top index movers included PLX (+6.88%), GAS (+3.94%), BID (+6.98%), CTG (+5.49%), and VNM (+1.62%). Top index laggards were ROS (-6.99%), DXG (-6.44%), GMD (-4.12%), GTN (-5.05%), and STG (-6.28%). Top 3 major block trades were AAA with 7.52mn shares (VND245.57bn), NVL with 1.43mn shares (VND97.78bn), and SAF with 1.38mn shares (VND72bn).

Foreigners net bought on both exchanges with total net-buying value of VND480bn. They mainly bought ROS (VND127.7bn), PLX (VND120bn), and VNM (VND93.1bn) while sold PNJ (VND57.1bn), KDH (VND52.8bn), and SSI (VND23.6bn).

Snapshot	HOSE	HNX
Close (pts)	744.1	92.7
1 Day change (%)	1.40	0.58
Volume (mn shs)	272.8	92.9
Value (US$mn)	257.9	44.6
Gainers	146	103
Losers	117	98
Unchanged	60	181

Commodities & Currencies	Close	%chg
Gold(USD/Oz)	1,255	0.14
WTI Oil ($/B) 1Mth	50.7	0.72
Brent Oil ($/B) 1Mth	54.0	0.65
USDVND	22,691	0.05
EURVND	25,372	0.20

Source: Bloomberg

VN-INDEX

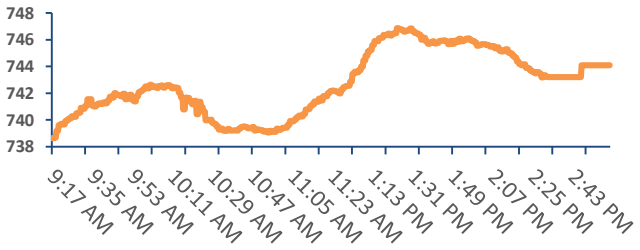

HNX-INDEX

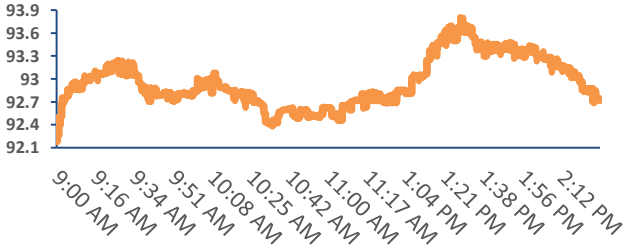

Sectors (VNIndex)	Price 1D chg	Index Wgt	P/E x	P/B x
Consumer Discretionary	1.04%	0.36	14.04	4.18
Consumer Staples	1.07%	7.68	23.92	7.26
Energy	6.16%	3.76	13.78	3.08
Financials	3.29%	4.09	19.97	1.93
Health Care	0.20%	0.44	19.99	3.95
Industrials	-2.01%	1.44	44.68	5.93
IT	-0.01%	1.08	11.56	2.19
Materials	0.64%	0.89	8.97	1.63
Real Estate	0.63%	3.53	27.31	3.19
Utilities	3.12%	4.65	13.93	2.47

Source: Bloomberg

Country Peering	Close Points	1D chg %	P/E x	P/B x	Market cap US$bn
China	3,411.2	0.22	15.06	1.76	3,510
India	9,439.1	0.12	22.1	2.91	1,032
Indonesia	5,749.4	-0.73	23.4	2.46	476
Laos	1,017.5	0.06	14.01	0.85	1
Malaysia	1,775.0	0.38	17.4	1.77	248
Philippines	7,806.6	0.50	21.4	2.45	188
Taiwan	9,997.3	0.50	15.5	1.66	978
Thailand	1,556.9	0.47	15.9	1.88	445
Vietnam	***744.1***	***1.40***	***16.0***	***2.25***	***79***

Source: Bloomberg

Bloomberg: VNDS

Market News

Oil extended gains toward US$51 a barrel as Saudi Arabia said all producers participating in output cuts agree on prolonging the deal through 1Q2018. Futures climbed as much as 1.1% in New York after advancing 5.2% last week, the biggest weekly increase since March. An extension into next year will help producers reach their goal of trimming stockpiles in developed economies to the five-year average, Saudi Arabia's Energy Minister Khalid Al-Falih said Sunday. In the U.S., drillers targeting crude added rigs for an 18th week. *(Bloomberg)*

Vietnam Legislature will vote on bank system restructure. Accordingly, on Jun 21, National Assembly will vote on resolving bad debt at credit institutions, according to Deputy PM Truong Hoa Binh at National Annual meeting. Notably, as of end-March, Vietnam banks' bad debt was at VND160trl (2.56% of outstanding loans). *(Bloomberg)*

Vietnam's exports to US may top US$40bn this year (vs. US$38.46bn in 2016), according to Vietnam Ministry of Industry and Trade. For more information, Vietnam's 2016 trade surplus with US was at US$29.7bn. Moreover, in particular, 2017 textile exports to US are seen to exceed US$12bn this year, according to Vietnam Textile & Apparel Association. *(Bloomberg)*

Vietnam's 2017 GDP growth may reach 6.3-6.5%. Vietnam may fail to reach 2017 inflation target of 6.7% because of global price hikes, pressure from exchange rates and salary increases, citing Vu Hong Thanh, Chairman of National Assembly Economic Committee, told legislature in Hanoi in live television broadcast. *(Bloomberg)*

Vietnam's Jan-May State budget deficit rises to VND4,600trl (5.64% of GDP), citing Vu Hong Thanh, Chairman of National Assembly Economic Committee, told legislature in Hanoi in live television broadcast. According to Mr. Thanh, Government spending on infrastructure is slow while Stake sale process at State companies is slow and not efficient due to lack of determination of the companies' leadership. Besides, Government needs to increase environmental protection for FDI projects. *(Bloomberg)*

Vietnam's garment exports enjoyed strong growth in 1Q2017. Particularly, Vietnam earned US$6.75bn (+12.4% YoY) from garment and textile exports in 1Q2017, according to the Vietnam Textile and Apparel Association (VITAS). Besides, exports to new markets grew strongly, with Russia up 115%, Singapore up 38%, Cambodia up 36% and Brazil and India up 34%. Traditional markets, such the US and the EU, saw more humble export growth at 6.3 – 6.4%. *(En.vietnamplust.vn)*

Corporate News

Mobile World Investment Corporation (MWG VN) - 4M2017 business results: In 4M2017, MWG's revenue jumped to VND20.7trl (+62% YoY and achieving 33% of full-year goal) and net income hit VND723bn (completing 33% of full-year target). For more information, the company's online sales rose to VND1.7trl (+92% YoY and fulfilling 26% of full-year target). *(Bloomberg)*

VNDIRECT Securities Corporation (VND VN) - share issue and bourse change: VND plans to issue a maximum of 51.7mn shares to existing shareholders at the reference price of VND10,000/share and the ratio of 3:1. Besides, VND expects to issue 15.5mn shares to pay 2016 stock dividend at the ratio of 10:1. The company also proposes to move from Hanoi Stock Exchange (HNX) to Ho Chi Minh Stock Exchange (HOSE) within Q2 or Q3. *(Ndh.vn)*

Vietnam Bank for Industry and Trade Securities JSC (CTS VN) - bourse change: Ho Chi Minh Stock Exchange (HOSE) confirmed the receipt of CTS's application for listing 90,423,757 CTS shares on HOSE. Notably, CTS is currently listed on Hanoi Stock Exchange (HNX). *(Hsx.vn)*

IB Securities JSC (VIX VN) - shareholder's activity: Mr. Nguyen Van Tuan - brother of BoD member Nguyen Thi Tuyet - has registered to divest his entire stake of 3,580,500 VIX shares (5.11%) via order-matching and put-through methods from May 22 to Jun 16. *(Cafef.vn)*

Truong Thanh Real Estate and Construction JSC (TEG VN) - shareholders' activities: Supervisory Board member Ninh Thi Thanh has registered to fully divest 600,000 TEG shares (4%) via order-matching and put-through methods from May 22 to Jun 19. Besides, Ms. Nguyen Thi Bich Lien - wife of BoD member Phan Ngoc Anh Cuong, has registered to buy 1mn TEG shares via order-matching and put-through methods from May 22 to Jun 16, knowing that she currently holds no share in the company. *(Cafef.vn)*

Bibica Corporation (BBC VN) - shareholders' activities: BoD member Vo Ngoc Thanh has registered to sell 300,000 BBC shares via order-matching or put-through method from May 23 to Jun 21. If successful, he will decrease his stake from 302,500 shares (1.96%) to 2,500 shares (0.02%). Moreover, in the same period, Vice Chairman cum CEO Truong Phu Chien has also registered to sell 110,000 BBC shares in order to reduce his stake from 118,075 shares (0.77%) to 8,075 shares (0.05%). *(Cafef.vn)*

Vimeco JSC (VMC VN) - shareholder's activity: Mr. Tran Quang Huy sold 178,000 VMC shares on May 09 and 18,100 VMC shares on May 10, thereby decreasing his stake from 1,278,866 shares (12.79%) to 1,082,766 shares (10.83%). *(Cafef.vn)*

Binh Duong Minerals & Construction JSC (KSB VN) - shareholders' activities and key personnel change: On May 17, Mr. Le Quoc Hung bought 40,000 KSB shares, therefore increasing his stake from 3,240,000 shares (6.92%) to 3,280,000 shares (7.01%). In addition, BoD member Chau Anh Tuan has registered to divest his entire stake of 326,000 KSB shares (0.7%) via put-through method from May 24 to Jun 22. Besides, the company has appointed Mr. Luong Vo Hung as new CFO since May 19. *(Cafef.vn)*

Vietnam Technological and Commercial JSB (TCB - unlisted) - share issuance: Techcombank will issue and offer 500mn shares to existing shareholders at the ratio of 1:0.5632 and the minimum price of VND10,000/share to raise its chartered capital by VND5trl, knowing that the current chartered capital is over VND8.878trl. *(Vietstock.vn)*

Vietnam Electrical Equipment JSC (GEX VN - UPCOM) - treasury shares: GEX divested its entire 500,000 treasury shares at the average price of VND23,266/share via order-matching method from May 03 to May 17. *(Cafef.vn)*

Dinh Vu Port Investment & Development JSC (DVP VN) - 1Q2017 business results: In Q1, DVP recorded VND159.1bn in net revenue (+12.1% YoY) and VND84.1bn in gross profit (+14% YoY). Financial revenue sank to VND2.3bn (-52.8% YoY) while financial expenses also decreased to VND676mn (-26.7% YoY). Besides, admin expenses increased 48.3% YoY to VND12.5bn. At the end, the company's EAT hit VND66bn (+5.1% YoY). Moreover, in Q2, DVP sets its business targets at 175,000 TEU in output, VND165bn in revenue, and VND75bn in EBT. *(Cafef.vn)*

Innovative Technology Development Corporation (ITD VN) - 2017 AGM: May 31 and Jun 01 will be the ex-date and the record date, correspondingly, for attending 2017 AGM, which will be held on Jun 20 at ITD Building, 01 Sang Tao Street, Tan Thuan Dong Ward, District 7, HCMC. *(Hsx.vn & Vsd.vn)*

Binh Chanh Construction Investment JSC (BCI VN) - business activity: BCI's BoD has approved the plan to borrow VND750bn from Orient Commercial Bank (OCB) for its Le Minh Xuan Industrial Park Expansion Project. The loan's tenure is 60 months with the interest rate calculated by the interest rate of OCB's 12-month term deposit plus 3%/year. *(Vietstock.vn)*

Petrolimex Information Technology and Telecommunication JSC (PIA VN – UPCOM) – dividend payment: May 29 and May 30 will be the ex-date and record date, correspondingly, for receiving 2016 cash dividend of VND4,459/share (est. 2016 dividend yield of 14.2%). The payment will be made from Jun 29. *(Vsd.vn)*

Superdong Fast Ferry Kien Giang JSC (SKG VN) - shareholder's activity: On 10 Apr, SKG's Supervisory Board member Luong Van Hong sold 500 shares via order-matching method, thus decreasing his holding in SKG to 11,187 shares. Moreover, Mr. Hong has continuously registered to sell an addition of 500 SKG shares from May 24 to Jun 22 via order-matching method. If successful, he will have 10,687 shares left after such transaction. *(Cafef.vn)*

Dong Hai Joint Stock Company of Ben Tre (DHC VN) - 2017 AGM resolution: According to DHC's 2017 AGM resolution, the shareholders approved 2016 dividend payment at the ratio of 20%. Accordingly, the cash dividend payment of VND1,000/share had already been made since Sep 19, 2016, while the stock dividend of 100:10 will be paid later. Additionally, DHC's 2017 business plan with net revenue of VND750trl (+12.25% YoY), EAT of VND66bn (-23% YoY) and dividend ratio of 20% (not stated in cash or stock) was also approved at the meeting. Moreover, DHC will publicly offer 5,116,920 shares to the existing shareholders at the ratio of 5:1 and the expected price of VND18,000/share. Such shares will not be subject to any transfer restriction. The shareholders also granted an approval for the issuance of 1.2mn ESOP shares at the ratio of 10,000:469 and the price of VND18,000/share. Those shares will be subject to 2-year transfer restriction starting from the date the issuance is completed. Besides, the firm will also increase the total investment in Giao Long Paper Factory – Stage 2 project from VND720bn to approx. VND1.080trl. *(Hsx.vn)*

City Auto Corporation (CTF - unlisted) - stock listing: On May 11, Ho Chi Minh Stock Exchange (HOSE) has approved the listing of 18mn shares of City Auto JSC on HOSE under the ticker CTF. The stock will be traded from May 30 with the reference price on the first trading date of VND12,000/share. For more information, CTF is the second biggest official authorized dealer of Ford Vietnam with the market share of around 10%. Currently, CTF's largest shareholder is New City Group owning 10.5mn shares (58.33%). *(Hsx.vn & Cafef.vn)*

Khanh Hoa Power JSC (KHP VN) - dividend payment: Jun 14 and Jun 15 will be the ex-date and record date, respectively, for paying the second 2016 cash dividend of VND500/share (est. 2016 dividend yield of 9.3%). The payment will be made on Jun 29. *(Vsd.vn)*

Power Engineering Consulting JSC 3 (TV3 VN) - dividend payment: Jun 16 will be the record date for receiving 2016 cash dividend of VND500/share (est. 2016 dividend yield of 0.88%) and stock dividend of 5:1. Accordingly, the cash dividend will be paid on Jul 14. *(Cafef.vn)*

DAILY MARKET RECAP

22 May 2017

VNDIRECT
WISDOM TO SUCCESS

MARKET MOVEMENTS

HOSE

Top gainers — VND

Ticker	Last Price	Chg	%chg	Vol.	Index impact
TNT	2,910	190	7.0	897,580	0.002
BID	18,400	1,200	7.0	15.70MLN	1.692
CLG	6,760	440	7.0	22,980	0.004
QBS	9,230	600	7.0	302,330	0.017
DTA	3,550	230	6.9	3,150	0.001

Top losers — VND

Ticker	Last Price	Chg	%chg	Vol.	Index impact
ROS	143,700	-10,800	-7.0	4.55MLN	-1.915
SBV	43,750	-3,250	-6.9	99,560	-0.028
JVC	2,840	-210	-6.9	515,310	-0.010
SGT	10,900	-800	-6.8	226,160	-0.024
AMD	13,800	-1,000	-6.8	360,360	-0.027

Top index movers — VND

Ticker	Last Price	Chg	%chg	Vol.	Index impact
PLX	60,600	3,900	6.9	3.06MLN	2.081
GAS	58,100	2,200	3.9	1.58MLN	1.736
BID	18,400	1,200	7.0	15.70MLN	1.692
CTG	19,200	1,000	5.5	5.17MLN	1.535
VNM	150,300	2,400	1.6	1.21MLN	1.436

Top index laggers — VND

Ticker	Last Price	Chg	%chg	Vol.	Index impact
ROS	143,700	-10,800	-7.0	4.55MLN	-1.915
DXG	18,900	-1,300	-6.4	6.10MLN	-0.136
GMD	39,600	-1,700	-4.1	1.62MLN	-0.126
GTN	17,850	-950	-5.1	3.39MLN	-0.098
STG	34,300	-2,300	-6.3	623,120	-0.081

Top active volume — VND

Ticker	Last Price	Chg	%chg	Vol.	Index impact
FLC	7,700	-270	-3.4	22.02MLN	-0.071
BID	18,400	1,200	7.0	15.70MLN	1.692
SCR	12,500	800	6.8	9.43MLN	0.075
HQC	3,460	220	6.8	6.62MLN	0.039
HAG	9,050	50	0.6	6.53MLN	0.016

HNX

Top gainers — VND

Ticker	Last Price	Chg	%chg	Vol.	Index impact
HDO	1,100	100	10.0	369,800	0.000
TV3	56,600	5,100	9.9	1,300	0.000
VE1	8,900	800	9.9	4,900	0.000
PJC	19,000	1,700	9.8	1,100	0.000
AME	4,500	400	9.8	300	0.000

Top losers — VND

Ticker	Last Price	Chg	%chg	Vol.	Index impact
VE4	11,500	-3,100	-21.2	2,500	0.000
VNF	43,500	-4,800	-9.9	200	0.000
HGM	32,300	-3,500	-9.8	100	0.000
TV4	15,800	-1,700	-9.7	100	0.000
VCR	2,800	-300	-9.7	106,000	0.000

Top index movers — VND

Ticker	Last Price	Chg	%chg	Vol.	Index impact
ACB	25,100	400	1.6	8.11MLN	0.345
SHB	7,100	200	2.9	19.34MLN	0.194
PVS	17,200	400	2.4	1.84MLN	0.100
PTI	27,400	1,500	5.8	4,500	0.034
API	26,000	1,500	6.1	21,200	0.031

Top index laggers — VND

Ticker	Last Price	Chg	%chg	Vol.	Index impact
SHN	10,900	-400	-3.5	2.33MLN	-0.042
OCH	5,000	-500	-9.1	400	-0.039
SPP	29,900	-2,500	-7.7	14,700	-0.030
VCG	18,100	-200	-1.1	4.37MLN	-0.025
HGM	32,300	-3,500	-9.8	100	-0.020

Top active volume — VND

Ticker	Last Price	Chg	%chg	Vol.	Index impact
SHB	7,100	200	2.9	19.34MLN	0.000
PVX	2,300	100	4.6	8.56MLN	0.000
ACB	25,100	400	1.6	8.11MLN	0.000
KLF	2,500	-100	-3.9	5.50MLN	0.000
VCG	18,100	-200	-1.1	4.37MLN	0.000

Source: Bloomberg

Bloomberg: VNDS

FOREIGN ACTIVITIES

Volume (Mn'shs)	HOSE	d/d	HNX	d/d
F.BUY	20.4	*118.4%*	1.2	*-12.9%*
% of market	*7.5%*		*1.6%*	
F.SELL	7.6	*14.5%*	0.8	*-45.5%*
% of market	*0.0%*		*0.0%*	
NET BUY (SELL)	**12.8**		**0.4**	

Value (VND'bn)	HOSE	d/d	HNX	d/d
BUY	744	*44.4%*	22	*-33.9%*
% of market	*12.8%*		*2.2%*	
SELL	276	*-19.0%*	10	*-49.0%*
% of market	*0.0%*		*1.0%*	
NET BUY (SELL)	**467**		**13**	

Source: HSX, HNX

Foreign net buy/sell (30 days) in VND'bn

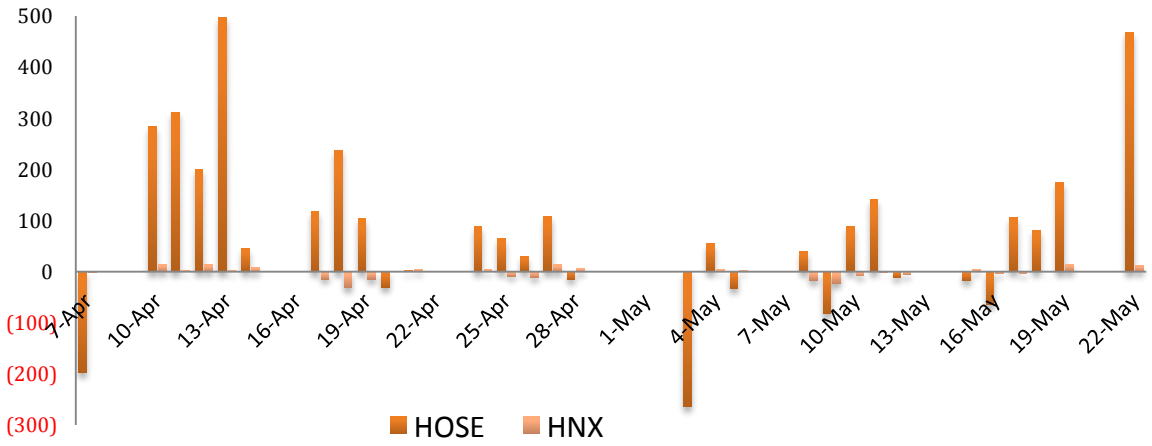

2017 ACCUMULATION

Volume (Mn'shs)	HOSE	*% of 2016*	HNX	*% of 2016*
BUY	968.8	*39.3%*	103.8	*26.3%*
% of market	*6.0%*		*2.3%*	
SELL	1,046.2	*39.2%*	101.5	*30.9%*
% of market	*6.5%*		*2.3%*	
NET BUY (SELL)	**(77.4)**		**2.3**	

Value (VND'bn)	HOSE	*% of 2016*	HNX	*% of 2016*
BUY	43,001	*47.1%*	1,576	*25.3%*
% of market	*13.2%*		*3.3%*	
SELL	36,797	*37.2%*	1,402	*27.6%*
% of market	*11.3%*		*2.9%*	
NET BUY (SELL)	**6,204**		**174**	

Source: HSX, HNX

DAILY MARKET RECAP

22 May 2017

VNDIRECT
WISDOM TO SUCCESS

FOREIGN ACTIVITIES

HOSE

Top buy by foreigners (value) — VND'bn

Ticker	Last Price	Chg	%chg	Value	Index impact
ROS	143,700	-10,800	-6.99	127.7	-1.915
PLX	60,600	3,900	6.88	120.0	2.081
VNM	150,300	2,400	1.62	93.1	1.436
PNJ	94,000	400	0.43	57.1	0.016
HCM	40,000	650	1.65	51.6	0.035

Top sell by foreigners (value) — VND'bn

Ticker	Last Price	Chg	%chg	Value	Index impact
PNJ	94,000	400	0.43	57.1	0.016
KDH	27,250	600	2.25	52.8	0.058
SSI	25,750	-250	-0.96	23.6	-0.051
VNM	150,300	2,400	1.62	22.2	1.436
HCM	40,000	650	1.65	12.9	0.035

Top net buy by foreigners (value) — VND'bn

Ticker	Last Price	Chg	%chg	Value	Index impact
ROS	143,700	-10,800	-6.99	127.7	-1.915
PLX	60,600	3,900	6.88	118.4	2.081
VNM	150,300	2,400	1.62	70.9	1.436
HCM	40,000	650	1.65	38.6	0.035
BCG	6,800	370	5.75	34.1	0.016

Top net sell by foreigners (value) — VND'bn

Ticker	Last Price	Chg	%chg	Value	Index impact
KDH	27,250	600	2.25	-14.9	0.058
SSI	25,750	-250	-0.96	-11.9	-0.051
CTI	29,650	550	1.89	-11.8	0.010
GTN	17,850	-950	-5.05	-9.1	-0.098
NT2	29,800	-50	-0.17	-8.9	-0.006

HNX

Top buy by foreigners (value) — VND'bn

Ticker	Last Price	Chg	%chg	Value	Index impact
VND	19,300	-100	-0.52	4.0	0.000
API	26,000	1,500	6.12	2.8	0.000
PVS	17,200	400	2.38	2.3	0.000
CAN	24,700	1,700	7.39	2.3	0.000
CEO	12,100	0	0.00	2.1	0.000

Top sell by foreigners (value) — VND'bn

Ticker	Last Price	Chg	%chg	Value	Index impact
CKV	16,100	1,100	7.33	2.7	0.000
ICG	6,700	100	1.52	1.2	0.000
CVT	38,300	-300	-0.78	1.2	0.000
VGC	16,200	200	1.25	0.8	0.000
SDT	8,800	-300	-3.30	0.4	0.000

Top net buy by foreigners (value) — VND'bn

Ticker	Last Price	Chg	%chg	Value	Index impact
VND	19,300	-100	-0.52	3.9	0.000
API	26,000	1,500	6.12	2.8	0.000
CAN	24,700	1,700	7.39	2.3	0.000
PVS	17,200	400	2.38	2.2	0.000
CEO	12,100	0	0.00	2.1	0.000

Top net sell by foreigners (value) — VND'bn

Ticker	Last Price	Chg	%chg	Value	Index impact
CKV	16,100	1,100	7.33	-2.7	0.000
ICG	6,700	100	1.52	-1.2	0.000
CVT	38,300	-300	-0.78	-1.1	0.000
SDT	8,800	-300	-3.30	-0.4	0.000
VCG	18,100	-200	-1.09	-0.4	0.000

Source: Bloomberg, HOSE, HNX

DAILY MARKET RECAP

22 May 2017

VNDIRECT
WISDOM TO SUCCESS

TOP 70 MARKET CAPS SNAPSHOT ON HOSE

No.	Ticker	Price	Price change (%)			Mkt. Cap	Outs. Vol.	Float ratio	Avail. FII	Ave. daily vol.	EPS			P/E	P/B	ROE	ROA
		VND	*1M*	*3M*	*6M*	*US$mln*	*Mln'shs*	*%*	*%*	*(30 days-shs)*	*T12M*	*Diluted*	*1Y Gr.*	*x*	*x*	*%*	*%*
1	VNM VM	150,300	3.9	15.3	6.8	9,613	1,451	57.8	45.1	761,303	6,281	5,831	19.9	23.9	8.8	38.3	33.7
2	VCB VM	37,500	5.6	-1.1	4.2	5,946	3,598	100.0	9.3	999,274	1,668	1,566	6.0	22.5	2.7	12.4	1.0
3	SAB VM	190,400	-5.3	-15.1	N/A	5,381	641	10.4	39.2	24,368	7,265	6,442	37.3	26.2	9.7	35.2	22.9
4	GAS VM	58,100	8.4	-6.3	-15.4	4,899	1,913	4.2	46.1	496,299	4,119	3,548	-18.8	14.1	2.7	19.1	13.1
5	VIC VM	41,200	1.7	-9.8	-3.3	4,789	2,638	52.3	19.1	677,010	1,255	1,178	111.2	32.8	3.9	10.5	1.6
6	PLX VM	60,600	23.9	N/A	N/A	3,456	1,294	100.0	11.1	N/A	4,254	4,254	43.0	14.2	3.5	27.7	8.9
7	CTG VM	19,200	12.3	6.7	14.6	3,151	3,723	15.8	0.0	824,810	1,867	1,457	20.6	10.3	1.2	12.0	0.8
8	BID VM	18,400	11.2	10.8	14.3	2,772	3,419	4.7	28.8	3,177,974	1,843	1,354	-5.1	10.0	1.4	14.6	0.7
9	ROS VM	143,700	-11.8	-0.6	14.8	2,723	430	27.2	47.9	6,105,186	1,136	1,136	N/A	126.5	12.7	11.7	7.4
10	MSN VM	44,100	-2.0	4.5	3.5	2,212	1,138	32.2	18.9	371,256	2,467	1,641	86.5	17.9	3.2	18.1	4.1
11	VJC VM	128,400	-2.3	N/A	N/A	1,824	322	61.0	5.6	316,067	8,726	8,726	-24.9	14.7	8.5	68.7	14.3
12	NVL VM	68,800	-5.1	3.9	N/A	1,787	589	33.8	38.8	473,401	3,396	3,059	N/A	20.3	4.5	23.1	5.3
13	BVH VM	58,300	1.7	-5.7	-5.2	1,748	680	29.1	24.2	225,157	1,641	1,651	10.9	35.5	3.0	8.5	1.6
14	HPG VM	28,900	-5.1	7.8	3.5	1,610	1,264	50.7	12.4	3,786,371	5,944	4,775	82.3	4.9	1.7	40.9	24.1
15	MBB VM	18,300	21.2	24.9	36.6	1,381	1,713	49.8	0.0	1,420,169	1,811	1,715	-6.3	10.1	1.3	12.7	1.3
16	MWG VM	91,200	9.5	9.8	10.9	1,236	308	85.2	0.0	296,103	5,709	4,974	40.3	16.0	6.4	47.1	15.6
17	STB VM	12,700	12.9	16.0	53.6	1,009	1,804	92.7	15.8	6,058,200	233	207	-77.1	54.4	1.0	1.8	0.1
18	FPT VM	48,500	5.8	5.9	12.5	987	462	73.4	0.0	726,328	4,069	3,925	2.9	11.9	2.3	19.9	7.1
19	BHN VM	81,300	-5.9	-29.9	N/A	831	232	100.0	31.6	8,770	3,236	3,236	-9.6	25.1	3.3	13.8	8.0
20	CTD VM	200,700	-1.8	-4.0	16.6	681	77	89.1	4.8	116,035	20,854	20,894	88.6	9.6	2.5	28.5	14.5
21	EIB VM	11,450	4.6	6.0	18.3	620	1,229	75.6	0.7	222,176	343	251	661	33	1	2.3	0
22	DHG VM	149,200	11.6	27.6	52.6	573	87	32	0.0	92,304	7,212	6,993	22	21	4.3	22	20
23	SSI VM	25,750	15.2	19.5	26.8	556	490	57.0	44.0	3,439,853	2,133	1,698	2	12	1.8	13	7
24	REE VM	32,400	24.6	20.2	49.3	443	310	48.3	0.0	1,521,936	4,274	3,526	27.9	7.6	1.4	16.2	10.4
25	HSG VM	49,700	3.9	3.1	7.3	438	200	54.8	19.8	1,325,294	9,222	7,350	120.2	5.4	2.1	43.4	15.4
26	CII VM	38,400	5.5	7.0	30.4	408	241	54.7	9.0	1,455,323	7,950	3,191	10	5	2.6	24	7
27	PNJ VM	94,000	11.9	22.2	35.1	407	98	70.3	0.0	203,011	5,654	4,383	671.7	16.6	6.2	30.6	13.7
28	HNG VM	11,600	4.0	23.7	54.7	392	767	32.2	48.5	2,684,951	-1,252	-1,273	N/A	N/A	0.9	-9.5	-3.0
29	DPM VM	22,700	-3.4	-5.8	-19.2	391	391	35.2	29.5	875,733	2,394	2,452	-25.6	9.5	1.1	12.4	11.1
30	KDC VM	41,800	8.3	3.7	21.5	379	206	49.8	39.9	329,961	5,672	5,714	-74.7	7.4	1.4	21.0	15.1
31	NT2 VM	29,800	-2.6	-4.3	-10.9	378	288	27.9	26.9	276,160	3,508	3,701	-5.0	8.5	1.7	22.0	8.8
32	HT1 VM	21,800	-3.3	8.5	-5.6	367	382	20.0	40.2	398,065	2,062	2,121	-0.2	10.6	1.6	16.7	6.8
33	BMP VM	181,000	-4.0	-3.7	-6.9	363	45	61.8	1.2	61,613	11,637	13,796	20.9	15.6	3.6	29.1	23.5
34	KBC VM	16,800	12.4	10.5	10.5	348	470	72.6	15.1	3,208,362	1,361	1,186	-11.6	12.3	1.0	7.5	3.9
35	TCH VM	21,250	11.8	30.8	-0.3	340	363	52.5	49.0	2,043,104	1,407	1,407	N/A	15.1	1.7	N/A	N/A

NSN OQCJ2S6K5100

DAILY MARKET RECAP

22 May 2017

VNDIRECT
WISDOM TO SUCCESS

(Continued)

No.	Ticker	Price	Price change (%)			Mkt. Cap	Outs. Vol.	Float ratio	Avail. FII	Ave. daily vol.	EPS			P/E	P/B	ROE	ROA
		VND	1M	3M	6M	US$mln	Mln'shs	%	%	(30 days-shs)	T12M	Diluted	1Y Gr.	x	x	%	%
36	HAG VM	9,050	9.2	11.5	45.3	315	790	54.2	35.6	5,558,402	-1,279	-1,291	N/A	N/A	0.5	-7.2	-2.0
37	GMD VM	39,600	21.8	23.4	48.9	313	179	95.6	0.0	829,662	2,196	2,009	-4.2	18.0	1.4	7.3	4.1
38	DCM VM	13,200	18.4	27.5	20.0	308	529	24.3	47.3	3,719,228	1,416	1,011	N/A	9.3	1.2	9.6	4.5
39	SBT VM	26,900	10.2	11.2	13.3	300	253	53.0	42.2	2,047,218	1,111	1,148	29.3	24.2	2.3	9.0	4.4
40	PPC VM	20,800	22.4	25.3	31.6	292	318	15.0	32.9	105,286	2,665	1,724	-2.2	7.8	1.2	15.3	8.5
41	KDH VM	27,250	7.7	23.9	34.6	281	234	49.8	2.5	193,348	1,658	1,587	55.3	16.4	1.8	11.0	4.5
42	PVD VM	16,200	-12.9	-30.5	-29.1	273	383	48.1	24.1	2,250,455	-356	224	-94.1	N/A	0.5	1.0	0.5
43	HBC VM	60,000	14.5	26.8	106.2	252	95	71.9	27.9	1,690,588	7,190	5,346	539.6	8.3	3.5	41.0	6.1
44	BHS VM	19,200	40.7	82.1	67.7	252	298	77.9	41.2	2,566,788	1,312	1,546	30.6	14.6	1.5	11.6	5.4
45	QCG VM	20,000	199.0	336.7	412.8	243	275	36.2	48.7	514,216	256	253	191.0	78.1	1.4	1.0	0.5
46	DXG VM	18,900	-0.9	27.1	52.6	238	286	81.0	20.8	4,916,781	2,603	2,555	29.6	7.3	1.7	22.3	11.8
47	PDR VM	25,800	7.5	77.9	86.3	229	202	38.3	48.2	541,884	1,233	1,136	28.1	20.9	2.2	9.8	2.9
48	HCM VM	40,000	27.8	26.8	47.6	229	130	39.5	51.0	685,626	2,624	2,395	49.9	15.2	2.1	13.0	9.1
49	VHC VM	53,500	-1.3	10.3	12.6	218	92	25.5	62.7	63,647	6,096	5,922	80.9	8.8	2.1	25.4	12.9
50	FLC VM	7,700	0.8	10.0	13.2	217	638	86.2	37.9	16,767,240	1,818	1,795	-8.0	4.2	0.6	14.0	7.4
51	VCF VM	180,000	5.9	3.4	11.8	211	27	30.7	19.3	271	12,978	14,450	30.0	14	2.2	19	13
52	BIC VM	39,250	-1.9	-3.1	12.1	203	117	99.7	1.4	5,542	1,129.2	1,083	-27.2	34.8	2.3	6.3	2.9
53	GTN VM	17,850	17.0	-6.1	-4.3	197	250	19.4	49.7	774,253	142	104	-86.3	126.1	1.6	0.9	0.6
54	PGD VM	49,400	12.5	26.7	17.8	196	90	49.5	45.7	91,211	1,769	2,313	-37.5	28	3.2	17	8
55	LGC VM	23,000	-4.0	-19.6	-4.2	195	193	N/A	4.0	2,451	1,608	1,698	-49.5	14	1.8	13	4
56	TRA VM	105,000	8.2	5.9	9.8	192	41	58.1	1.3	10,832	4,867	5,081	29.0	21.6	4.7	23.3	15.8
57	PAN VM	41,000	0.5	-8.7	-6.2	185	102	59.8	54.1	4,069	1,763	2,489	-1.9	23.3	1.8	11.4	6.9
58	TLG VM	105,000	-0.8	1.3	1.0	177	38	25.6	21.0	831	5,658	5,514	24.9	19	4.4	24	18
59	NLG VM	27,500	-2.1	22.2	21.1	172	142	56.0	7.3	912,176	2,322	2,149	70.0	12	1.5	14	6
60	PVT VM	13,250	4.3	-1.1	4.3	164	281	48.9	23.4	686,629	1,438	1,321	12.9	9	1.0	11	4
61	DRC VM	31,050	4.5	-5.6	-8.4	163	119	39.4	20.3	377,346	3,177.6	3,327	-8	9.8	2.3	24.3	13.3
62	DMC VM	104,000	16.2	28.4	34.0	159	35	46.3	38.5	19,716	5,224.5	4,856	44.3	19.9	4.1	20.1	16.3
63	VSH VM	17,250	11.3	7.5	11.7	157	206	69.3	33.9	109,195	1,549	1,219	2.4	11.1	1.3	9.2	4.6
64	ITA VM	3,560	10.2	-10.8	-32.4	147	938	69.3	37.5	8,098,668	49	43	-74	72.7	0.3	0.4	0.3
65	CAV VM	55,800	-8.5	-3.1	0.1	142	58	51.4	45.6	58,229	4,626	4,380	43.2	12.1	4.3	30.0	11.3
66	ASM VM	14,200	-6.9	-6.0	-9.0	138	220	59.3	45.9	1,462,726	741	787	27.8	19.2	1.2	6.9	3.9
67	PC1 VM	41,300	11.6	14.7	-5.1	137	75	67.0	23.0	103,775	4,064	4,064	-55.7	10.2	1.6	18.8	7.9
68	CHP VM	23,750	2.8	4.6	17.6	132	126	20.0	45.7	79,739	2,983	1,950	-21.5	8.0	1.8	15.6	8.1
69	POM VM	16,000	1.9	-15.8	79.8	131	186	23.9	42.8	48,461	2,549	1,616	991.9	6.3	1.1	12.0	4.2
70	STG VM	34,300	15.1	43.5	55.2	129	85	62.9	48.9	455,253	8,497	1,491	44.3	4.0	3.3	15.9	5.8

Source: Bloomberg

Bloomberg: VNDS

DAILY MARKET RECAP

22 May 2017

VNDIRECT
WISDOM TO SUCCESS

DISCLAIMER

This report has been prepared by VNDIRECT or one of its affiliates for distribution in Vietnam and overseas. The information herein is believed by VNDIRECT to be reliable and is based on public sources believed to be reliable. With exception of information about VNDIRECT, VNDIRECT makes no representation about the accuracy of such information.
Options, estimates and projection expressed in this report represent the current views of the author at the date of publication only. They do not necessarily reflect the opinions of VNDIRECT and are subject to change without notice. VNDIRECT has no obligation to update, amend or in any way modify this report or otherwise notify a reader thereof in the event that any of the subject matter or opinion, projection or estimate contained within it changes or becomes inaccurate.
The information herein was obtained from various sources and we do not guarantee its accuracy or completeness. Prices and availability of financial instruments are also subject to change without notice.
This published research may be considered by VNDIRECT when buying or selling proprietary positions or positions held by funds under its management. VNDIRECT may trade for its own account as a result of short-term trading suggestions from analysts and may also engage in securities transactions in a manner inconsistent with this report and opinions expressed therein.
Neither the information nor any opinion expressed in this report constitutes an offer, nor an invitation to make an offer, to buy or sell any securities or any option, futures or other derivative instruments in any jurisdiction. Nor should it be construed as an advertisement for any financial instruments.
Officers of VNDIRECT may have a financial interest in securities mentioned in this report or in related instruments. This research report is prepared for general circulation for general information only. It does no have regard to the specific investment objectives, financial situation or particular needs of any person who may receive or read this report.
Investors should note that the prices of securities fluctuate and may rise and fall. Past performance, if any, is no guide to the future. The financial instruments discussed in this report may not be suitable for all investors. Investors must make their own financial decisions based on their independent financial advisors as they believe necessary and based on their particular financial situation and investment objectives.
This report may not be copied, reproduced, published or redistributed by any person for any purpose without the express permission of VNDIRECT in writing. Please cite sources when quoting.

ADDRESS

Headquarter
1 Nguyen Thuong Hien Str
Hai Ba Trung Dist, Hanoi
T: +84 4 3972 4568
F: +84 4 3972 4600

HCMC Office
The 90th Pasteur Building
90 Pasteur Str, Dist 1, HCMC
T: +84 8 7300 0688
F: +84 8 3914 6924

Da Nang Office
Room 7-8-9, 3rd floor, Buu Dien Building
155 Nguyen Van Linh Str, Da Nang City
T: +84 511 382 1111

Vinh - Nghe An Office
1 Lenin Str
Vinh City, Nghe An Province
T: +84 388 688 466
F:+84 388 688 466

Can Tho Office
3rd floor STS Building, 11B Hoa Binh
Ninh Kieu, Can Tho
T: +84 710 3766 959
F: +84 710 3826 331

Quang Ninh Office
1st & 2nd floor, 29-31, 25/4 Str
Ha Long City, Quang Ninh Province
T: +84 33 3820 818
F: +84 33 3820 333

CONTACTS

Hang Tran (Ms.)
Director
T: +84 873 000 688 (Ext: 21168)
E: hang.tranxuan@vndirect.com.vn

Trung Nguyen (Mr.)
Sales Manager
T: +84 873 000 688 (Ext: 21068)
E: trung.nt@vndirect.com.vn

Giang Nguyen (Ms.)
Trading Manager
T: +84 873 000 688 (Ext: 21099)
E: giang.nt@vndirect.com.vn

Linh Nguyen (Ms.)
Institutional trader
T: +84 873 000 688 (Ext: 21089)
E: linh.nn@vndirect.com.vn

Anh Pham (Ms.)
Institutional trader
T: +84 873 000 688 (Ext: 21222)
E: anh.phamnguyen@vndirect.com.vn