

Market commentary

Investors' sentiment remained fragile and caused Vietnam Stock Markets to backslide into losses. VNINDEX slouched from early trade, pushed down by the strong selling forces on large caps. Thereafter, the index's slump deepened toward the end of the day amid terribly low trading liquidity. Most sectors underperformed today, led lower by Consumer Staples and Financials. Accordingly, SAB was undoubtedly the largest culprit hampering investors' confidence when alone wiping over 2.7pts off the index. Simultaneously, VNM – the market's largest backbone – experienced gloomy trading and thus extended loss to a second consecutive day. Elsewhere, pessimism was also seen on blue-chips, such as VCB, BID, CTG, BVH, EIB and MBB. Even worse, Energy and Utilities sectors took the hardest hit from the sudden oil price slip and performed poorly, thus further exacerbating the existing bearish sentiment. In particular, PLX and GAS lost ground and reversed all previous gains. On the other hand, only a few pillars, including QCG, ROS, HPG, VPB and BHN, managed to buck the market's downtrend and closed in green. Hence, VN-INDEX finally closed at 761.26pts (-0.98%) with decliners (169) outweighing gainers (94) and 78 stocks staying unchanged. Meanwhile, HNX-Index failed to retain intraday gains and fell to 100.87pts (-0.26%) with 67 advancers, 113 decliners and 199 unchanged.

All sectors dropped, led by Financials (-1.65%), Consumer Staples (-1.44%), and IT (-1.00%). Regarding tickers, top index laggards included SAB (-4.2%), VCB (-1.34%), BID (-2.54%), CTG (-1.62%), and BVH (-2.18%). Top index movers were QCG (+6.79%), ROS (+0.64%), HPG (+0.45%), VPB (+0.42%), and BHN (0.74%). Top 3 major block trades consisted of NVL with 730,000 shares (VND44.9bn), HPG with 1mn shares (VND32.1bn) and SJC with 995,000 shares (VND22.8bn).

Foreigners switched to net buy on both exchanges with total net-buying value of VND90.1bn. They mainly bought VNM (VND55bn), HSG (VND27.9bn), and SJD (VND22.8bn) while sold VNM (VND39.3bn), SJD (VND22.9bn), and VCB (VND19.1bn).

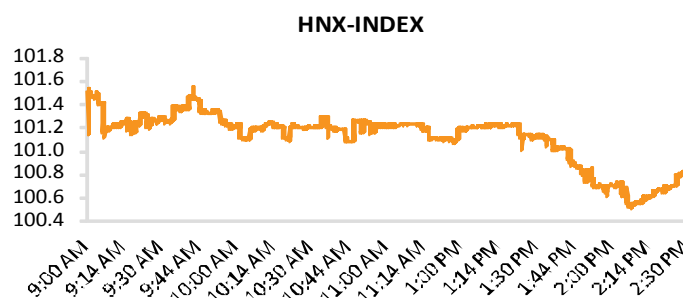
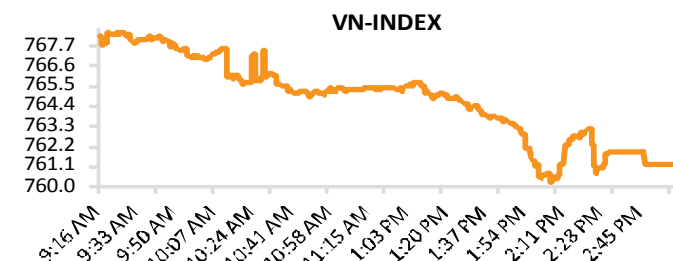
Sectors	Price	Index	P/E	P/B
(VNIndex)	1D chg	Wgt	x	x
Consumer Discretionary	-0.81%	0.87	19.01	5.11
Consumer Staples	-1.44%	7.53	26.92	8.35
Energy	-0.90%	3.9	17.94	3.3
Financials	-1.65%	3.6	17.49	1.97
Health Care	-0.80%	0.44	27.31	4.22
Industrials	-0.32%	1.02	30.82	4.51
IT	-1.00%	1.13	11.94	2.35
Materials	-0.17%	1.23	9.52	1.82
Real Estate	-0.20%	3.42	23.92	3.17
Utilities	-0.59%	4.44	14.56	2.59

Source: Bloomberg

Snapshot	HOSE	HNX
Close (pts)	761.3	100.9
1 Day change (%)	-0.98	-0.26
Volume (mn shs)	154.1	43.9
Value (US\$m)	127.2	21.9
Gainers	94	67
Losers	169	113
Unchanged	78	199

Commodities & Currencies	Close	%chg
Gold(USD/Oz)	1,287	-0.29
WTI Oil (\$/B) 1Mth	47.69	0.68
Brent Oil (\$/B) 1Mth	51.92	0.50
USDVND	22,729	-0.03
EURVND	26,901	0.28

Source: Bloomberg



Country	Close	1D chg	P/E	P/B	Market cap
Peering	Points	%	x	x	US\$b
China	3,752.3	0.30	16.37	1.96	4,113
India	9,794.3	0.41	22.85	2.89	1,075
Indonesia	5,877.9	0.29	24.17	2.50	483
Laos	1,021.6	-0.58	14.13	0.87	1
Malaysia	1,774.5	0.16	16.81	1.71	249
Philippines	8,015.9	-0.01	21.94	2.40	188
Taiwan	10,392.1	0.64	15.85	1.77	1,006
Thailand	1,571.8	0.14	16.42	1.89	467
Vietnam	761.3	-0.98	15.21	2.24	86

Source: Bloomberg

22-Aug

Market News

Oil halted its decline near US\$47 a barrel U.S. government data forecast to show crude stockpiles extended declines during a period before of seasonally strong demand, trimming an inventory overhang. Futures in New York added 0.6% after slumping 2.4% on Monday. Inventories probably dropped by about 3.5mn barrels last week, according to a Bloomberg survey before an Energy Information Administration report on Wednesday. Libya stopped loadings from its biggest oil field in the latest disruption to the OPEC nation's crude production and shipments. *(Bloomberg)*

The Government Office last week sent a written document to the central bank governor, referring to the mobilization of idle gold and foreign currency sources from the people. Under the document, the Prime Minister required the governor to "continue focusing on doing research and implementing appropriate solutions to mobilize sources of foreign currency and gold among the people to serve development and investment". *(En.vietnamplus.vn)*

Corporate News

Vietnam Dairy Products JSC (VNM VN) - shareholder's activity: F&N Dairy Investment Pte. Ltd. could not buy any VNM shares out of 14,514,530 shares registered from Jul 24 to Aug 22 due to unfavorable market condition. Furthermore, F&N has again registered to buy 14,514,530 VNM shares via order-matching and put-through methods from Aug 28 to Sep 26. If successful, it will raise its stake to 247,262,238 shares (17.04%). *(Hsx.vn)*

Ho Chi Minh City Infrastructure Investment JSC (CII VN) - private placement: CII plans to offer new shares to KEB Hana Bank Trustee and Custodian Business, Industrial Bank of Korea, or Rhinos Asset Management or unit assigned by Rhinos Asset Management, the company says in document prepared for Sep 06 shareholders' meeting. The new issuance is planned in 1Q2018 after getting approval from State Securities Commission (SSC). The proceeds from the placement is estimated at VND461.3bn. *(Bloomberg)*

Hoa Binh Construction & Real Estate Corporation (HBC VN) - business activity: According to information from HBC, the company has won 5 new construction contracts with total value of over VND2.51trl. In particular, An Khang Investment and Trading JSC assigned HBC as the Design & Build (D&B) contractor for Lim Tower III project (worth over VND940bn). Besides, HBC also signed a VND610bn contract with Hong Ha Trading and Investment JSC for the D&B of South Gate Tower Apartments and Commercial Center. Additionally, the company will be the main contractor for the basement package (worth VND505bn) of 356 villas in the Sun Premier Village Kem Beach Resort project under the contract with Phu Quoc Civil Construction Co, Ltd. Moreover, HBC will also be the main contractor for constructing and finishing the other two projects. *(Ndh.vn)*

Kinh Bac City Development Share Holding Corporation (KBC VN) - shareholders' activities: On Aug 14, a group of foreign investors and affiliates, including Amersham Industries Ltd., Grinling International Ltd. and Vietnam Enterprise Investments Ltd., sold 89,100 KBC shares. Thus, after such transaction, the whole group's stake has declined from 28,238,853 shares (6.01%) to 28,149,753 shares (5.99%). (*Hsx.vn*)

Thu Duc Housing Development Corporation (TDH VN) - shareholders' activities: On Aug 21, Vietnam Equity Holding sold 200,000 shares for the purpose of restructuring its portfolio, thus reducing its ownership in TDH from 5,717,167 shares (7%) to 5,517,167 shares (6.76%). Besides, Mrs. Pham Thi Xuan Lan - wife of Chairman Le Chi Hieu - has registered to sell 17,100 TDH shares from Aug 23 to Sep 21 in order to decrease her ownership from 471,422 shares (0.57%) to 454,322 shares (0.55%). (*Hsx.vn*)

Stake sales in Vietnam National Petroleum Group (PLX VN), Viet Nam Pharmaceutical Corporation (DVN - UPCOM), Vietnam National Textile And Garment Group (VGT VN- UPCOM), and Viglacera Corporation (VGC VN) are being planned. In particular, Vietnam government plans to sell 35% stake in DVN this year and another 29.98% in 2018, according to the list of companies that government plans to sell stakes in 2017-2020 (published on government website). Other stake sales include 92.98% stake in Vietnam SugarCane and VinaSugar II this year; 24.86% PLX stake in 2018; 20.62% VGC stake next year and another 36% in 2019; 53.48% VGT stake in 2018; 57.92% stake in Vietnam Steel Corporation (TVN VN - UPCOM) next year with another 36% in 2020; and at least 35.16% stake in Vietnam Airlines JSC (HVN VN) in 2019. (*Bloomberg*)

Idico Infrastructure Development Investment JSC (HTI VN) - shareholders' activities: Due to the unfavorable stock price movement, Supervisory Board member Nguyen Cong Minh sold only 5,360 shares out of 100,000 shares registered from Jul 20 to Aug 18, thus reducing his holding in HTI from 235,999 shares to 230,630 shares. Hence, Mr. Minh has later continued to register to sell 100,000 shares from Aug 23 to Sep 21 via either order-matching or put-through methods. If successful, his holding in HTI will drop to 130,630 shares. On the other hand, Mr. Nguyen Vu Minh Long - son of Mr. Minh - bought only 1,600 shares out of 100,000 HTI shares registered from Jul 21 to Aug 18 to raise his stake from 29,570 shares to 31,170 shares. After that, Mr. Long has continuously registered to buy 100,000 additional HTI shares from Aug 23 to Sep 21 via order-matching or put-through methods to increase his ownership to 131,170 shares. (*Hsx.vn*)

Bien Hoa Sugar JSC (BHS VN) - shareholder's activity: Mr. Mang Phi Hung - Director of TTC Bien Hoa - Tay Ninh Sugar Mill - sold 50,000 BHS shares from Aug 14 to Aug 21 via order-matching method, therefore reducing his holding from 218,960 shares (0.07%) to 168,960 shares (0.05%). (*Hsx.vn*)

KIDO Group Corporation (KDC VN) - business registration license: KDC announced to receive the first business registration license for the establishment of its wholly-owned subsidiary - Kien Hung Food One Member Co., Ltd with chartered capital of VND100bn. (*Cafef.vn*)

AgriBank Securities JSC (AGR VN) - warning status: Today, AGR is officially moved from supervision status to warning status, according to the decision by Ho Chi Minh Stock Exchange (HOSE) as the company still reported accumulated loss of VND510.1bn as of Jun 30 despite 1H2017 EAT hit VND51.84bn. (*Hsx.vn*)

Thanh Nam Group JSC (TNI VN) - 2017 EGM: Aug 29 and Aug 30 will be the ex-date and the record date, respectively, for holding 2017 EGM, which will take place on Sep 19 at the company's office, Floor 3, FLC Landmark Tower, My Dinh 2 Ward, Nam Tu Liem District, HCMC. (*Hsx.vn*)

Hoang Quan Consulting Trading Service Real Estate Corporation (HQC VN) - business activity: HQC will start building 180 affordable rental apartments in Washington State this October, citing the corp.'s Chairman cum CEO Truong Anh Tuan. For more information, HQC has completed the US investment certificate and acquired land for US\$35mn. (*Bloomberg*)

Tai Nguyen Corporation (TNT VN) - shareholder's activity: Chairman cum CEO Nguyen Gia Long bought 145,000 shares out of 1mn TNT shares registered via order-matching and put-through methods from Jul 21 to Aug 18, thus raising his stake to 671,000 shares (2.6%). (*Hsx.vn*)

CMC Corporation (CMG VN) - business activity: In 2017, CMG targets to reach VND4.430trl in net revenue of (+1.1% YoY) and VND207bn in EBT (+11% YoY). The CMG's parent company expects to pay dividend of 15% (not stated in cash or stock). In addition, CMG's BoD has approved the appointment of Mr. Nguyen Danh Lam as new BoD member and Ms. Nguyen Thi Thanh Huyen as Supervisory Board member. Besides, Sep 07 and Sep 08 will be the ex-date and record date, respectively, for seeking shareholders' approval regarding the plan of expanding business lines, which is expected from Sep 15 to Sep 29. (*Hsx.vn*)

The Southern Fertilizer JSC (SFG VN) - 3Q2017 business plan: SFG sets 3Q business goals of VND550bn in total revenue (+22% YoY) and VND25bn in EAT (+34% YoY). For further information, SFG recorded VND1.143trl in net revenue (-7.2% YoY) and VND59.3bn in EAT (+10.4% YoY) in 1H2017. (*Vietstock.vn*)

Sai Gon - Mien Trung Beer JSC (SMB VN - UPCOM) - change in stock listing: Aug 31 and Sep 01 will be the ex-date and record date, respectively, for seeking shareholders' approval on the delisting of over 29.8mn SMB shares on UPCOM to switch to Ho Chi Minh Stock Exchange (HOSE). For further information, in 1H2017, the company recorded VND42.3bn in EAT (+1.6% YoY). (*Cafef.vn & Vietstock.vn*)

Khang Minh Brick JSC (GKM VN) - dividend payment: Aug 30 and Aug 31 will be the ex-date and record date, respectively, for paying 2015 cash dividend of VND1,000/shares and seeking shareholders' written opinion. The dividend payment will be made from Sep 28. (*Vsd.vn*)

SaiGon General Service Corporation (SVC VN) - shareholder's activity: On Aug 17, Jom Silkkitie Asia Equity Investment Fund successfully sold 700,000 SVC shares, thus reducing its stake from 1,962,000 shares (7.86%) to 1,262,000 shares (5.05%). (*Vietstock.vn*)

MB Securities JSC (MBS VN) - key personnel change: According to BoD Resolution signed on Aug 17, Mr. Nguyen Van Hoc was temporarily appointed as MBS' Chief Accountant for the period of 3 to 12 months. (*Hsx.vn*)

MARKET MOVEMENTS

HOSE					
Top gainers					VND
Ticker	Last Price	Chg	%chg	Vol.	Index impact
VDP	47,500	3,100	7.0	265,440	0.016
PLP	15,400	1,000	6.9	200	0.006
PNC	12,450	800	6.9	10	0.003
QCG	17,300	1,100	6.8	464,210	0.119
CMG	16,700	1,050	6.7	187,170	0.028

Top losers					
Ticker	Last Price	Chg	%chg	Vol.	Index impact
VND	21,350	-1,600	-7.0	1.25MLN	-0.097
HAR	12,100	-900	-6.9	1.15MLN	-0.034
EVG	9,030	-670	-6.9	707,640	-0.008
TNT	4,190	-310	-6.9	765,240	-0.003
HAI	14,550	-1,050	-6.7	5.17MLN	-0.048

Top index movers					
Ticker	Last Price	Chg	%chg	Vol.	Index impact
QCG	17,300	1,100	6.8	464,210	0.119
ROS	94,600	500	0.6	2.49MLN	0.111
HPG	33,250	150	0.5	2.98MLN	0.089
VPB	36,000	150	0.4	2.30MLN	0.078
BHN	81,300	600	0.7	52,890	0.055

Top index laggards					
Ticker	Last Price	Chg	%chg	Vol.	Index impact
SAB	246,200	-10,800	-4.2	40,100	-2.716
VCB	36,900	-500	-1.3	547,530	-0.705
BID	19,150	-100	-2.5	1.80MLN	-0.670
CTG	18,250	50	-1.6	1.34MLN	-0.438
BVH	53,800	-1,200	-2.2	212,560	-0.320

Top active volume					
Ticker	Last Price	Chg	%chg	Vol.	Index impact
FLC	7,170	30	0.4	16.73MLN	0.008
OGC	2,550	30	-4.9	6.18MLN	0.004
HAI	14,550	-1,050	-6.7	5.17MLN	-0.048
ASM	12,300	50	0.4	4.19MLN	0.004
FIT	10,250	-150	-1.4	3.96MLN	-0.015

HNX					
Top gainers					VND
Ticker	Last Price	Chg	%chg	Vol.	Index impact
VNF	55,000	-1,300	10.0	8,100	0.000
FDT	42,300	3,800	9.9	100	0.000
CCM	46,100	4,100	9.8	200	0.000
PSE	12,600	1,100	9.6	200	0.000
NHA	15,000	1,300	9.5	774,900	0.000

Top losers					
Ticker	Last Price	Chg	%chg	Vol.	Index impact
GLT	50,900	-5,500	-9.8	1,400	0.000
PCN	2,900	-300	-9.4	100	0.000
QNC	4,000	-400	-9.1	100	0.000
RCL	19,100	-1,900	-9.1	500	0.000
STP	6,100	-600	-9.0	10,700	0.000

Top index movers					
Ticker	Last Price	Chg	%chg	Vol.	Index impact
DST	28,500	-600	5.6	605,400	0.055
L14	78,000	200	6.9	83,400	0.030
PIV	43,100	900	2.9	423,600	0.023
NHA	15,000	1,300	9.5	774,900	0.014
CCM	46,100	4,100	9.8	200	0.014

Top index laggards					
Ticker	Last Price	Chg	%chg	Vol.	Index impact
NVB	7,300	-300	-4.0	75,900	-0.098
PVS	16,200	-200	-1.2	716,100	-0.051
SHS	14,600	-200	-3.3	1.60MLN	-0.048
HUT	11,400	-200	-1.7	1.01MLN	-0.037
VCS	177,000	-1,100	-0.6	144,800	-0.025

Top active volume					
Ticker	Last Price	Chg	%chg	Vol.	Index impact
SHB	7,700	0	0.0	6.59MLN	0.000
PVX	2,500	-100	-3.9	2.89MLN	0.000
SHN	10,100	0	1.0	2.33MLN	0.000
KLF	3,300	0	0.0	1.90MLN	0.000
SHS	14,600	-200	-3.3	1.60MLN	0.000

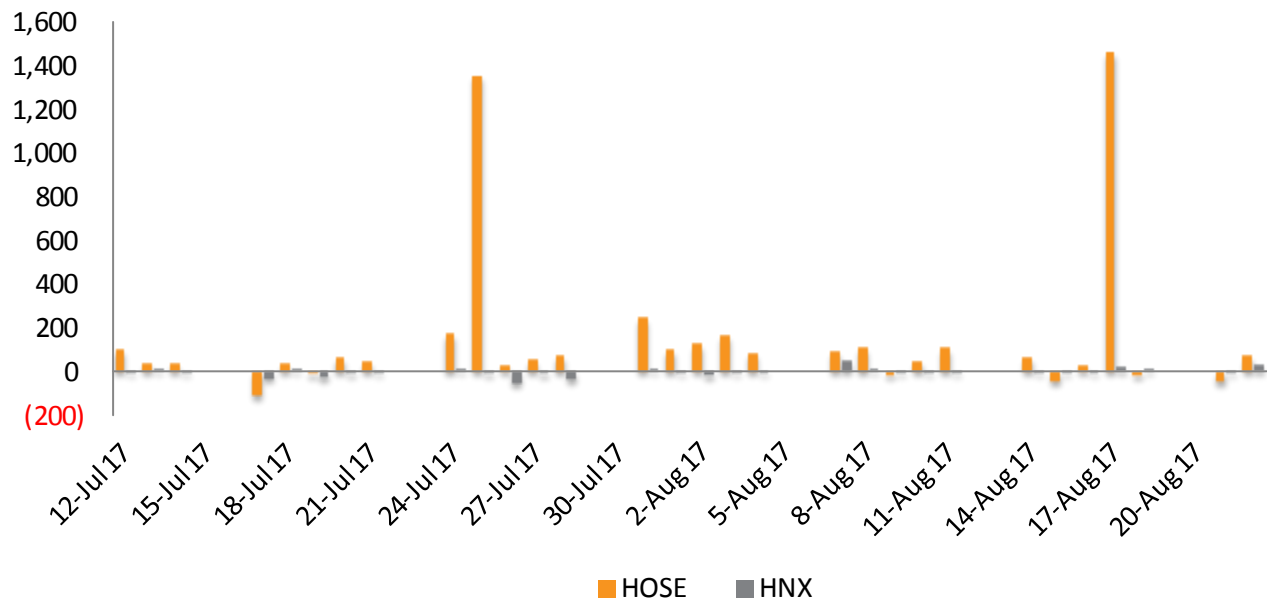
Source: Bloomberg 22-Aug

FOREIGN ACTIVITIES

Volume (Mn'shs)	HOSE	d/d	HNX	d/d	Value (VND'bn)	HOSE	d/d	HNX	d/d
BUY	10.0	34.5%	3.2	250.2%	BUY	280.5	-28.3%	28.8	92.3%
% of market	6.6%		7.3%		% of market	9.8%		5.8%	
SELL	6.5	-31.1%	0.3	-67.1%	SELL	213.8	-51.6%	5.5	-71.8%
% of market	4.3%		0.6%		% of market	7.5%		1.1%	
NET BUY (SELL)	3.5		2.9		NET BUY (SELL)	66.8		23.3	

Source: HSX, HNX

Foreign net buy/sell (30 days) in VND'bn



2017 ACCUMULATION

Volume (Mln'shs)	HOSE % of 2016	HNX % of 2016	Value (VND'bn)	HOSE % of 2016	HNX % of 2016				
BUY	1,813.0	73.6%	193.9	49.2%	BUY	75,154.1	82.4%	2,769.2	44.5%
% of market	6.1%		2.2%		% of market	12.6%		3.0%	
SELL	1,754.6	65.7%	210.3	64.1%	SELL	61,690.1	62.3%	2,792.0	54.9%
% of market	5.9%		2.4%		% of market	10.3%		3.0%	
NET BUY (SELL)	58.3		(16.3)		NET BUY (SELL)	13,464		(22.8)	

Source: HSX, HNX

FOREIGN ACTIVITIES

HOSE					
Top buy by foreigners (value)					VND'bn
Ticker	Last Price	Chg	%chg	Value	Index impact
VNM	148,500	-400	-0.27	55.0	-0.228
HSG	28,600	200	0.70	27.9	0.027
SJD	23,000	100	0.44	22.8	0.003
HPG	33,250	150	0.45	19.8	0.089
FPT	47,100	-650	-1.36	14.0	-0.135

Top sell by foreigners (value)						VND'bn
Ticker	Last Price	Chg	%chg	Value	Index impact	
VNM	148,500	-400	-0.27	39.3	-0.228	
SJD	23,000	100	0.44	22.9	0.003	
VCB	36,900	-500	-1.34	19.1	-0.705	
FPT	47,100	-650	-1.36	13.9	-0.135	
HPG	33,250	150	0.45	11.8	0.089	

Top net buy by foreigners (value)						VND'bn
Ticker	Last Price	Chg	%chg	Value	Index impact	
HSG	28,600	200	0.70	24.8	0.027	
VNM	148,500	-400	-0.27	15.8	-0.228	
NLG	29,100	-400	-1.36	8.9	-0.025	
SBT	28,950	50	0.17	8.6	0.005	
HPG	33,250	150	0.45	8.0	0.089	

Top net sell by foreigners (value)						VND'bn
Ticker	Last Price	Chg	%chg	Value	Index impact	
HBC	53,800	300	0.56	-10.7	0.015	
VCB	36,900	-500	-1.34	-7.4	-0.705	
CTG	18,250	50	-1.62	-6.4	-0.438	
FCN	20,700	-1,300	-5.91	-5.4	-0.028	
MSN	45,000	0	0.00	-5.3	0.000	

HNX					
Top buy by foreigners (value)					VND'bn
Ticker	Last Price	Chg	%chg	Value	Index impact
SHB	7,700	0	0.00	18.5	0.000
HUT	11,400	-200	-1.72	3.5	0.000
NDN	8,400	100	1.20	2.0	0.000
NTP	66,000	0	0.00	1.6	0.000
BVS	20,900	-100	-0.48	0.8	0.000

Top sell by foreigners (value)						VND'bn
Ticker	Last Price	Chg	%chg	Value	Index impact	
PVS	16,200	-200	-1.22	2.2	0.000	
VCG	19,800	-100	-0.50	1.7	0.000	
VGC	18,800	0	0.00	0.4	0.000	
NTP	66,000	0	0.00	0.3	0.000	
TAG	37,500	-1,800	-4.58	0.2	0.000	

Top net buy by foreigners (value)						VND'bn
Ticker	Last Price	Chg	%chg	Value	Index impact	
SHB	7,700	0	0.00	18.5	0.000	
HUT	11,400	-200	-1.72	3.5	0.000	
NDN	8,400	100	1.20	2.0	0.000	
NTP	66,000	0	0.00	1.2	0.000	
BVS	20,900	-100	-0.48	0.8	0.000	

Top net sell by foreigners (value)						VND'bn
Ticker	Last Price	Chg	%chg	Value	Index impact	
PVS	16,200	-200	-1.22	-2.18	0.000	
VCG	19,800	-100	-0.50	-1.71	0.000	
VGC	18,800	0	0.00	-0.38	0.000	
TAG	37,500	-1,800	-4.58	-0.20	0.000	
VNT	33,500	1,000	8.06	-0.17	0.000	

Source: Bloomberg, HOSE, HNX

DAILY MARKET RECAP

22 August 2017

TOP 70 MARKET CAPS SNAPSHOT ON HOSE

No.	Ticker	Price VND	Price change (%)			Mkt. Cap US\$mIn	Outs. Vol. Mln'shs	Float ratio %	Avail. Fil %	Ave. daily vol. (30 days-shs)	EPS			P/E x	P/B x	ROE %	ROA %
			1M	3M	6M						T12M	Diluted	1Y Gr.				
1	VNM VM	148,500	-2.0	-1.2	13.9	9,482	1,451	57.8	44.7	581,981	6,333	5,831	19.9	23.4	8.8	38.9	33.1
2	SAB VM	246,200	4.5	29.3	9.8	6,946	641	10.4	39.1	54,234	6,947	6,442	37.3	35.4	11.6	33.0	20.8
3	VCB VM	36,900	-0.3	-1.6	-2.6	5,841	3,598	22.9	9.1	881,834	1,788	1,566	6.0	20.6	2.6	12.8	1.0
4	GAS VM	60,700	1.2	4.5	-2.1	5,110	1,913	4.2	45.7	490,124	4,128	3,548	-18.8	14.7	2.9	20.3	13.4
5	VIC VM	42,800	0.8	3.9	-6.3	4,967	2,638	52.3	19.1	407,128	1,713	1,178	111.2	25.0	4.0	10.5	1.6
6	PLX VM	66,700	1.8	10.1	N/A	3,401	1,159	100.0	11.4	682,232	3,617	4,254	43.0	18.4	3.6	26.3	8.5
7	CTG VM	18,250	-1.9	-4.9	1.4	2,990	3,723	15.8	0.2	2,223,839	1,970	1,457	20.6	9.3	1.2	12.0	0.8
8	BID VM	19,150	-0.5	4.1	15.4	2,880	3,419	4.7	28.2	3,384,658	1,810	1,354	-5.1	10.6	1.5	14.6	0.7
9	MSN VM	45,000	9.2	2.0	6.6	2,273	1,148	32.8	19.3	569,650	2,099	2,481	86.5	21.4	3.3	18.1	4.1
10	HPG VM	33,250	5.9	22.9	32.5	2,219	1,517	58.9	9.6	3,470,330	5,182	4,470	82.3	6.4	2.2	34.9	20.9
11	VPB VM	36,000	N/A	N/A	N/A	2,111	1,333	100.0	0.0	N/A	4,485	4,485	37.1	8.0	1.8	25.4	1.9
12	ROS VM	94,600	6.9	-27.6	-28.0	1,969	473	27.0	47.2	2,503,475	1,033	1,033	N/A	91.6	9.2	11.7	7.4
13	VJC VM	123,500	-1.4	-3.8	N/A	1,752	322	60.9	5.8	326,332	8,726	8,726	-24.9	14.2	8.2	68.7	14.3
14	NVL VM	61,200	-10.0	-11.0	-7.6	1,677	623	29.5	39.1	1,555,816	3,396	3,059	N/A	18.0	4.0	23.1	5.3
15	MBB VM	22,000	8.4	20.2	50.2	1,658	1,713	49.8	0.0	2,873,877	1,983	1,715	-6.3	11.1	1.5	12.7	1.3
16	BVH VM	53,800	-5.8	-7.7	-12.9	1,611	680	29.1	24.5	369,605	2,103	1,651	10.9	25.6	3.6	9.7	1.6
17	MWG VM	105,100	8.4	15.2	26.6	1,422	308	70.9	0.0	354,784	5,949	4,974	40.3	17.7	7.4	47.1	15.6
18	FPT VM	47,100	1.9	11.7	18.3	1,100	531	70.5	0.0	957,273	3,887	3,413	2.9	12.1	2.5	21.8	7.8
19	STB VM	11,700	0.0	-7.9	6.8	928	1,804	94.6	15.2	2,428,915	269	49	-89.0	43.5	0.9	1.8	0.1
20	BHN VM	81,300	-3.1	0.0	-29.9	829	232	100.0	31.5	29,891	3,236	3,236	-9.6	25.1	3.3	13.8	8.0
21	CTD VM	210,000	7.7	4.6	0.5	711	77	89.1	2.8	68,594	20,254	20,894	88.6	10.4	2.5	28.1	15.5
22	EIB VM	12,000	3.0	4.8	11.1	649	1,229	75.6	0.5	557,963	468	251	660.6	25.7	1.1	3.1	0.3
23	DHG VM	109,300	-4.1	9.9	40.2	629	131	31.8	0.0	242,651	5,020	4,662	21.7	21.8	4.7	22.1	20.1
24	SSI VM	24,000	-5.5	-6.8	11.4	517	490	57.0	48.5	3,586,685	2,238	1,698	2.4	10.7	1.4	13.6	7.5
25	GMD VM	40,200	-2.4	1.5	25.2	510	288	59.5	0.0	496,134	2,087	2,009	-4.2	19.3	1.4	7.6	4.3
26	PNJ VM	103,700	7.0	10.3	34.9	493	108	64.5	0.0	261,085	6,190	4,383	671.7	16.8	5.8	34.5	17.4
27	REE VM	34,900	-0.3	7.7	29.5	476	310	48.3	0.0	1,516,656	4,896	3,526	27.9	7.1	1.5	20.1	12.7
28	HSG VM	28,600	-3.4	0.7	3.8	440	350	50.1	21.1	3,885,585	4,575	4,200	120.2	6.3	2.1	45.0	15.4
29	DPM VM	23,300	1.7	2.6	-3.3	401	391	35.2	28.3	899,738	1,925	2,452	-25.6	12.1	1.1	9.7	9.4
30	CII VM	35,000	1.4	-8.9	-2.5	379	246	55.7	8.3	1,023,833	8,644	3,191	9.7	4.0	1.8	46.6	12.3
31	KDC VM	41,300	-10.2	-1.2	2.5	374	206	49.8	38.6	432,021	6,728	5,714	-74.7	6.1	1.4	20.8	15.6
32	HAG VM	8,520	-5.4	-5.9	4.9	348	927	61.3	37.3	3,757,364	620	-1,439	N/A	13.7	0.5	-8.3	-2.3
33	NT2 VM	27,000	-1.8	-9.4	-13.3	342	288	27.9	28.5	297,926	2,816	3,701	-5.0	9.6	1.5	20.3	8.6
34	SBT VM	28,950	-26.8	7.6	19.6	322	253	53.5	42.1	2,669,917	1,209	1,176	2.4	23.9	2.4	9.8	4.5
35	DCM VM	13,750	3.0	4.2	32.9	320	529	24.3	47.5	2,736,486	1,508	1,011	N/A	9.1	1.2	11.8	5.9

DAILY MARKET RECAP

22 August 2017

(Continue)

No. Ticker	Price VND	Price change (%)			Mkt. Cap US\$mIn	Outs. Vol. Mln'shs	Float ratio %	Avail. Fil %	Ave. daily vol. (30 days-shs)	EPS			P/E x	P/B x	ROE %	ROA %
		1M	3M	6M						T12M	Diluted	1Y Gr.				
36 VCI VM	59,900	3.8	N/A	N/A	316	120	92.7	19.6	329,472	3,854	3,854	-18.8	15.5	5.2	31.9	12.1
37 HNG VM	9,330	-4.3	-19.6	-0.5	315	767	35.1	48.2	1,526,447	759	-1,298	N/A	12.3	0.7	-9.8	-3.3
38 HBC VM	53,800	-4.6	21.1	53.6	305	129	71.5	25.2	1,349,948	6,866	3,960	539.6	7.8	4.0	47.6	6.4
39 KBC VM	14,650	-2.3	-12.8	-3.6	303	470	73.8	15.9	2,102,075	1,232	1,186	-11.6	11.9	0.9	8.4	4.5
40 HT1 VM	17,450	-11.9	-20.0	-13.2	293	382	20.0	42.8	565,299	1,734	2,121	-0.2	10.1	1.3	16.0	6.7
41 KDH VM	28,250	0.4	3.7	28.4	291	234	49.1	2.4	102,677	1,726	1,587	55.3	16.4	1.8	11.3	5.2
42 BMP VM	80,200	11.1	-20.2	-23.2	289	82	61.8	3.0	276,630	6,230	7,664	20.9	12.9	2.7	23.1	20.7
43 BHS VM	21,300	-12.3	10.9	102.0	279	298	80.4	40.8	3,115,187	1,462	1,636	5.8	14.6	1.2	10.7	4.7
44 PPC VM	19,700	-4.4	-5.3	18.7	276	318	15.0	33.7	460,854	2,665	1,724	-2.2	7.4	1.1	15.3	8.5
45 PDR VM	27,250	2.1	16.2	106.7	266	222	38.3	48.3	869,927	1,357	1,033	28.1	20.1	2.5	10.5	3.0
46 TCH VM	16,100	-4.7	-24.2	-0.9	257	363	52.5	48.7	1,277,485	1,379	1,379	N/A	11.7	1.3	16.6	15.1
47 PVD VM	14,500	9.8	-10.5	-37.8	244	383	48.1	29.3	3,150,419	-513	224	-94.1	N/A	0.4	-1.0	-0.5
48 DXG VM	18,700	12.3	-1.1	25.8	235	286	76.6	20.0	4,592,872	2,087	2,555	29.6	9.0	1.6	26.5	13.4
49 VCF VM	195,000	-12.4	8.3	12.1	228	27	30.7	19.3	197	13,794	14,450	30.0	14.1	2.4	18.3	12.9
50 TLG VM	103,900	-0.3	28.6	30.3	228	50	25.6	72.0	1,942	4,704	4,242	24.9	22.1	5.4	23.8	18.8
51 TRA VM	119,700	-5.7	14.0	20.7	218	41	57.8	1.2	27,531	5,275	5,081	29.0	22.7	5.4	22.9	14.6
52 HCM VM	37,500	-8.5	-6.3	18.9	214	130	38.0	46.9	412,780	3,032	2,395	49.9	12.4	1.9	13.8	9.8
53 QCG VM	17,300	-27.3	-13.5	277.7	209	275	32.1	48.7	355,798	811	163	87.6	21.3	1.2	1.2	0.5
54 NLG VM	29,100	3.4	16.4	42.2	201	157	56.2	5.3	1,120,971	3,347	1,954	70.0	8.7	1.8	13.5	5.8
55 FLC VM	7,170	-1.0	-6.9	2.4	201	638	86.2	38.3	11,457,140	969	1,795	-8.0	7.4	0.5	14.6	7.1
56 VHC VM	49,200	-6.3	-8.0	1.4	200	92	25.1	61.2	42,176	5,366	5,922	80.9	9.2	1.8	24.1	11.6
57 PAN VM	36,000	0.4	1.0	-7.8	186	118	59.8	46.8	13,991	1,428	2,164	-1.9	25.2	1.8	7.6	4.8
58 BIC VM	35,950	-5.0	-8.4	-11.2	185	117	99.7	1.4	20,562	1,090	1,083	-27.2	33.0	2.1	6.3	2.9
59 GTN VM	16,300	-0.6	-8.7	-14.2	179	250	18.2	50.6	890,980	141	104	-86.3	115.4	1.5	1.4	1.0
60 DMC VM	115,800	-5.1	11.3	43.0	177	35	46.3	37.2	9,208	5,597	4,856	44.3	20.7	4.5	22.9	18.1
61 PGD VM	44,500	-16.0	-9.9	14.1	176	90	49.5	20.8	10,040	1,077	2,313	-37.5	41.3	2.8	11.6	6.4
62 PVT VM	14,050	-2.8	6.0	4.9	174	281	48.9	19.5	355,053	1,257	1,321	12.9	11.2	1.1	11.1	4.6
63 LGC VM	20,150	-16.4	-12.4	-29.5	171	193	N/A	4.0	470	1,584	1,698	-49.5	12.7	1.7	13.2	3.8
64 BWE VM	25,400	38.4	N/A	N/A	168	150	100.0	49.0	N/A	1,606	1,606	N/A	15.8	1.3	8.7	3.0
65 VSH VM	18,300	5.2	6.1	14.0	166	206	69.3	33.6	77,983	1,510	1,219	2.4	12.1	1.3	11.0	5.6
66 ITA VM	3,990	-7.2	12.1	0.0	165	938	69.3	38.2	4,525,517	36	43	-74.1	110.7	0.4	0.5	0.3
67 DIG VM	15,600	8.3	36.8	84.2	163	238	87.1	22.1	951,494	276	228	459.2	56.5	1.4	1.2	0.6
68 PC1 VM	35,700	6.9	12.4	28.9	154	98	67.0	18.2	70,676	3,486	3,486	-50.6	10.2	1.8	18.7	7.8
69 PTB VM	129,000	9.3	18.7	10.3	147	26	59.5	34.2	151,003	10,309	8,863	58.8	12.5	4.4	35.6	16.7
70 CHP VM	25,600	-10.5	7.8	12.8	142	126	20.0	46.0	107,128	3,504	1,950	-21.5	7.3	1.8	23.9	12.3

Source: Bloomberg

DISCLAIMER

This report has been prepared by VNDIRECT or one of its affiliates for distribution in Vietnam and overseas. The information herein is believed by VNDIRECT to be reliable and is based on public sources believed to be reliable. With exception of information about VNDIRECT, VNDIRECT makes no representation about the accuracy of such information.

Options, estimates and projection expressed in this report represent the current views of the author at the date of publication only. They do not necessarily reflect the opinions of VNDIRECT and are subject to change without notice. VNDIRECT has no obligation to update, amend or in any way modify this report or otherwise notify a reader thereof in the event that any of the subject matter or opinion, projection or estimate contained within it changes or becomes inaccurate.

The information herein was obtained from various sources and we do not guarantee its accuracy or completeness. Prices and availability of financial instruments are also subject to change without notice.

This published research may be considered by VNDIRECT when buying or selling proprietary positions or positions held by funds under its management. VNDIRECT may trade for its own account as a result of short-term trading suggestions from analysts and may also engage in securities transactions in a manner inconsistent with this report and opinions expressed therein.

Neither the information nor any opinion expressed in this report constitutes an offer, nor an invitation to make an offer, to buy or sell any securities or any option, futures or other derivative instruments in any jurisdiction. Nor should it be construed as an advertisement for any financial instruments.

Officers of VNDIRECT may have a financial interest in securities mentioned in this report or in related instruments. This research report is prepared for general circulation for general information only. It does not have regard to the specific investment objectives, financial situation or particular needs of any person who may receive or read this report.

Investors should note that the prices of securities fluctuate and may rise and fall. Past performance, if any, is no guide to the future. The financial instruments discussed in this report may not be suitable for all investors. Investors must make their own financial decisions based on their independent financial advisors as they believe necessary and based on their particular financial situation and investment objectives.

This report may not be copied, reproduced, published or redistributed by any person for any purpose without the express permission of VNDIRECT in writing. Please cite sources when quoting.

ADDRESS

Headquarter

1 Nguyen Thuong Hien Str
Hai Ba Trung Dist, Hanoi
T: +84 4 3972 4568
F: +84 4 3972 4600

HCMC Office

The 90th Pasteur Building
90 Pasteur Str, Dist 1, HCMC
T: +84 28 7300 0688
F: +84 28 3914 6924

Da Nang Office

Room 7-8-9, 3rd floor, Buu Dien Building
155 Nguyen Van Linh Str, Da Nang City
T: +84 511 382 1111

Vinh - Nghe An Office

1 Lenin Str
Vinh City, Nghe An Province
T: +84 388 688 466
F: +84 388 688 466

Can Tho Office

3rd floor STS Building, 11B Hoa Binh
Ninh Kieu, Can Tho
T: +84 710 3766 959
F: +84 710 3826 331

Quang Ninh Office

1st & 2nd floor, 29-31, 25/4 Str
Ha Long City, Quang Ninh Province
T: +84 33 3820 818
F: +84 33 3820 333

CONTACTS

Hang Tran (Ms.)

Director

T: +84 28 7300 0688 (Ext: 21168)
E: hang.tranxuan@vndirect.com.vn

Trung Nguyen (Mr.)

Associate Director – Business Development

T: +84 28 7300 0688 (Ext: 21068)
E: trung.nt@vndirect.com.vn

Giang Nguyen (Ms.)

Associate Director - Trading

T: +84 28 7300 0688 (Ext: 21099)
E: giang.nt@vndirect.com.vn

Linh Nguyen (Ms.)

Institutional trader

T: +84 28 7300 0688 (Ext: 21089)
E: linh.nn@vndirect.com.vn

Anh Pham (Ms.)

Institutional trader

T: +84 28 7300 0688 (Ext: 21222)
E: anh.phamnguyen@vndirect.com.vn