

### Market commentary

Vietnam Stock Markets had a mixed trading day when both indices headed towards different directions. VN-INDEX was pushed down due to the strong selling forces on large caps from early trading session. Thereafter, the index's slump deepened towards the end of the day despite the late recovery of some blue-chips. Accordingly, SAB suffered 3-day losing streak and finally exerted the most negative impact by alone wiping off 2.02pts of the index. Moreover, other Food & Beverage tickers, including MSN, VNM and BHN, were also among the top laggards, thus further exacerbating the existing bearish sentiment. Furthermore, Health Care and Materials sectors also recorded losses with 0.62% and 0.37% decrease, respectively. On the other hand, only a few pillars managed to buck the market's downtrend and closed in green. Notably, despite sinking in red throughout the morning session, BID experienced the late recovery to become the largest supporter, and thus spreading the optimism to other Banking tickers (such as CTG and MBB). Moreover, FPT and GAS increased as well to positively support the index. At the end, VN-INDEX landed at 803.93pts (-0.24%) with 120 gainers, 139 losers and 81 unchanged. On the contrary, following yesterday's uptrend, HNX-INDEX maintained in green for the whole trading day and finally closed at 105.75pts (+0.54%) with 104 advancers, 75 decliners and 199 unchanged.

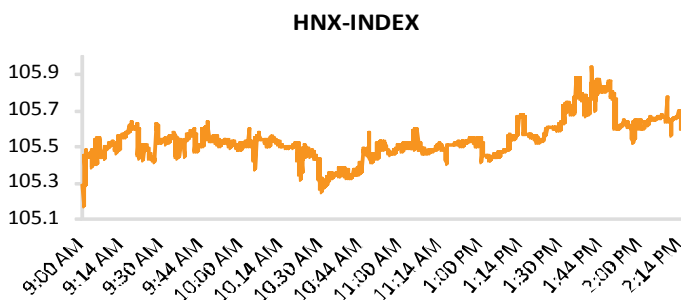
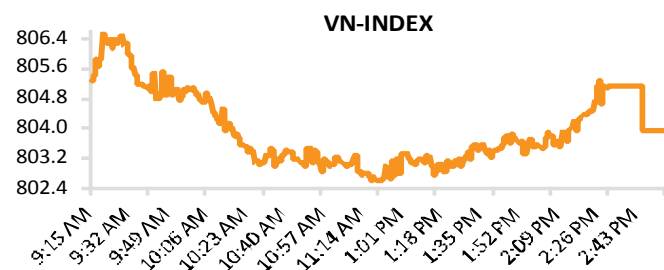
**Only Consumer Staples (-1.70%), Health Care (-0.62%) and Materials (-0.37%) dropped while IT (+1.49%), Financials (+0.57%) and Industrials (+0.36%) surged.** Top index movers included BID (+1.7%), CTG (+1.5%), FPT (+1.5%), GAS (+0.3%) and MBB (+0.9%). On the other hand, top index laggards consisted of SAB (-2.9%), MSN (-4.8%), VNM (-0.6%), HPG (-1.1%) and BHN (-0.9%). Top 3 major block trades included VJC with 2.5mn shares (VND358.7bn), NVL with 1.1mn shares (VND68.1bn) and PVS with 3.68mn shares (VND62.1bn).

**Foreigner switched to net sell on both exchanges with total net-selling value of VND24.1bn.** They mainly sold VNM (VND85.6bn), MSN (VND26.0bn) and VJC (VND22.1bn) while bought VNM (VND71.6bn), VCB (VND22.4bn) and REE (VND18.8bn).

Snapshot	HOSE	HNX
Close (pts)	803.9	105.8
1 Day change (%)	-0.24	0.54
Volume (mn shs)	138.7	83.8
Value (US\$m)	155.1	34.3
Gainers	120	104
Losers	139	75
Unchanged	81	199

Commodities & Currencies	Close	%chg
Gold(USD/Oz)	1,294	-1.40
WTI Oil (\$/B) 1Mth	50.52	-0.34
Brent Oil (\$/B) 1Mth	56.14	-0.27
USDVND	22,728	0.00
EURVND	27,195	-0.15

Source: Bloomberg



Sectors (VNIndex)	Price 1D chg	Index Wgt	P/E x	P/B x
Consumer Discretionary	0.10%	0.92	19.26	5.32
Consumer Staples	-1.70%	7.33	28.73	8.35
Energy	0.20%	3.55	15.95	2.99
Financials	0.57%	3.48	16.83	1.89
Health Care	-0.62%	0.41	26.94	4.13
Industrials	0.36%	1.22	39.5	5.56
IT	1.49%	1.14	12.28	2.43
Materials	-0.37%	1.32	9.89	2.07
Real Estate	0.27%	3.83	31.97	3.45
Utilities	0.27%	4.84	15.19	2.83

Source: Bloomberg

Country	Close Points	1D chg %	P/E x	P/B x	Market cap US\$bn
China	3,837.8	-0.12	16.44	2.00	4,251
India	10,121.9	-0.19	23.58	2.98	1,104
Indonesia	5,906.6	0.09	23.03	2.49	487
Laos	1,028.6	0.19	14.23	0.88	1
Malaysia	1,771.0	-0.14	16.64	1.71	255
Philippines	8,286.9	0.82	22.66	2.48	194
Taiwan	10,578.4	0.56	16.23	1.81	1,025
Thailand	1,670.5	-0.01	17.46	2.01	500
<b>Vietnam</b>	<b>803.9</b>	<b>-0.24</b>	<b>16.02</b>	<b>2.33</b>	<b>90</b>

Source: Bloomberg

21-Sep

## Market News

**Oil held above US\$50 a barrel as a decline in U.S. fuel inventories countered a bigger-than-forecast increase in crude stockpiles.** November futures slipped 0.2% in New York after climbing 1.6% on Wednesday. Gasoline supplies dropped a third week to the lowest level since Nov 2015, while distillate stockpiles fell by the biggest amount since 2011, according to government data. Crude inventories expanded by 4.59mn barrels last week, more than the 3.9mn-barrel gain projected in a Bloomberg survey. U.S. oil production also rose for a second week. While crude has rebounded this month, prices have struggled to hold above US\$50 a barrel this year as rising U.S. output stifles supply curbs by the OPEC countries. A committee monitoring compliance with the promised cuts didn't discuss prolonging or deepening them at a Vienna meeting Wednesday, according to a delegate, though Saudi Arabia and others have mooted a possible extension. Meanwhile in the U.S., Secretary of State Rex Tillerson has highlighted flaws in the 2015 international nuclear deal with Iran. *(Bloomberg)*

**U.S. investment in Vietnam is expected to make breakthroughs.** The U.S. ranked ninth out of 122 countries and territories investing in Vietnam as of Sep 2017, with 835 foreign direct investment (FDI) projects worth US\$9.39bn. Economists forecast that U.S. investment in Vietnam will increase in the near future. At end-Aug, Coca-Cola Beverages Vietnam Ltd., which has operated in Vietnam for more than 20 years, announced the completion of an expanded investment package worth US\$300mn in the Southeast Asian nation from 2013-2016, thus raising the company's total capital to more than US\$500mn. Calin Dragan, Regional Director of Coca-Cola in Southeast Asia and the Middle East, said the package will serve as a foundation for Coca-Cola to invest deeper in Vietnam. *(En.vietnamplus.vn)*

**Hanwha Techwin will invest US\$200mn in Vietnam plant.** South Korean company has started construction on US\$200mn Hanwha Aero Engines plant in Hoa Lac high-technology zone in Hanoi, according to information from groundbreaking ceremony on Thursday. The plant will focus on manufacturing components for aircraft engines and total investment may increase to US\$260mn. For further information, the first factory within plant complex will start operations by Apr 2018 with other two factories by 2022. *(Bloomberg)*

## Corporate News

**Ho Chi Minh City Infrastructure Investment JSC (CII VN) - shareholder's activity:** For restructuring portfolio, VIP Infrastructure Holdings PTE. LTD has registered to sell 11.3mn CII shares via order-matching and put-through methods from Sep 25 to Oct 20. If successful, the fund will reduce its stake from 21,569,840 shares (8.76%) to 10,269,840 shares (4.17%). *(Vietstock.vn)*

**Military Commercial JSB (MBB VN) - ESOP share issuance:** MBB issues 17,127,409 ESOP shares (1% of outstanding shares) from Sep 18 to Oct 03. Such shares will be subject to 2-year transfer restriction starting from the date of issuance. *(Hsx.vn)*

**FLC Group JSC (FLC VN) – 2017 EGM:** Oct 03 and Oct 04 will be the ex-date and record date, respectively, for attending 2017 EGM, which is scheduled within Oct 20 and Oct 30. *(Cafef.vn)*

**Minh Phu Seafood JSC (MPC - unlisted) - stock relisting:** MPC plans to list 70mn shares on UPCOM at a minimum initial price of VND97,100/share in October, according to Chairman and CEO Le Van Quang. For further information, the company plans to issue 30mn additional shares next year, thus raising registered capital from VND700bn to VND1tr. Besides, MPC plans to sell at least 30% stake to preferably 1-2 foreign investors next year after completing the increase of registered capital with foreign investors being able to acquire over 51% stake. Investors interested in MPC's stake are from Japan, U.S, China, Singapore, South Korea, Taiwan, Hong Kong and EU. *(Bloomberg)*

**Viglacera Corporation (VGC VN) - shareholders' activities:** On Sep 14, VOF Investment Limited, Asia Value Investment Limited, Vietnam Investment Property Holdings Limited, and Vietnam Ventures Limited successfully purchased 960,000 VGC shares, 340,000 VGC shares, 1.9mn VGC shares, and 1.8mn VGC shares, respectively, thus raising the stakes of the group of related foreign investors from 3.83% (16.36mn shares) to 5% (21.36mn shares). *(Cafef.vn)*

**Petro Vietnam Oil Corporation (PV Oil - unlisted) - IPO plan:** In the upcoming IPO in 4Q2017, PV Oil plans to double its offering volume from 10% to 20% of the total share outstanding, equivalent to 210mn shares. The remaining shares (44.7% of the total outstanding shares) will be distributed to some strategic investors, while the government holds 35.1% of its shares. The IPO price will be set at VND13,400/share, according to President and CEO Cao Hoai Duong. For further information, in 1H2017, PV Oil recorded revenue of VND28.3tr (+74% YoY and completing 82% of annual goals) and EBT of VND231bn (+8% YoY and completing 71% of annual goals). *(Ndh.vn & Bloomberg)*

**Vietjet Aviation JSC (VJC VN) - bonus share issuance:** Sep 22 and Sep 25 will be the ex-date and record date, respectively, for issuing nearly 129mn bonus shares at the ratio of 10:4. Following the issuance, VJC's charter capital will increase from VND3.224tr to nearly VND4.514tr. *(Hsx.vn & Ndh.vn)*

**Hai Phong Thermal Power JSC (HND VN - UPCOM) - state divestment:** State Capital Investment Corporation (SCIC) plans to sell its entire 9% holding (45mn shares) in HND at the initial price of VND11,300/share on Oct 02, citing SCIC's website. Accordingly, each investor has to register to buy at least 20,000 shares. *(Bloomberg)*

**FECON Corporation (FCN VN) - FOL lifting:** On Sep 19, State Securities Commission (SSC) has approved to lift FCN's FOL from 32% to 75%. For more information, the company's BoD approved to issue 33mn new shares to existing shareholder with the price of VND15,000/share at the ratio of 10:6 in 3Q-4Q2017. The expected proceeds of VND495bn will be used to invest in FCN's projects and supplement the company's working capital (VND46bn). Moreover, FCN will issue 2.5mn ESOP shares at the price of VND10,000/share, in which half of such shares will be subject to 1-year transfer restriction while the remaining will be subject to 2-year transfer restriction. Furthermore, the firm expects to privately offer 25mn shares to strategic investors at the minimum price of VND22,000/share in 4Q2017 to 3Q2018. Such shares will be subject to 1-year transfer restriction. *(Fecon.com.vn & Cafef.vn)*

**Hoa Binh Construction Group JSC (HBC VN) - ESOP share issuance:** HBC's BoD has announced the plan to issue 1mn ESOP shares in 4Q2017 with the price of VND10,000/share. These shares are not subject to any transfer restriction. *(Hsx.vn)*

**KIDO Group Corporation (KDC VN) – subsidiary establishment:** Ho Chi Minh City Department of Planning and Investment has approved KDC's establishment of a new wholly-owned subsidiary - Nhat Hao International Company Ltd. - with a charter capital of VND2bn. (*Cafef.vn*)

**Industrial Construction JSC (ICC VN) – dividend payment:** Today is the ex-date for receiving 2016 cash dividend of VND4,000/share. The payment will be made from Sep 29. (*Cafef.vn*)

**Petrovietnam Ca Mau Fertilizer JSC (DCM VN) – shareholder's activity:** DCM's Chief Accountant Dinh Nhu Cuong sold 160,000 shares (0.03%) via order-matching method from Sep 11 to Sep 19, thus reducing his stake in DCM from 216,700 shares (0.04%) to 56,700 shares (0.01%). (*Cafef.vn*)

**Vinacomin Nui Beo Coal JSC (NBC VN) - 2017 EGM:** Oct 04 and Oct 05 will be the ex-date and record date, respectively, for attending the upcoming EGM, which is expected to be held on Oct 23. At the meeting, the company will seek shareholders' approval on allowing Vietnam National Coal - Mineral Industries Holding Corporation Ltd. (Vinacomin - unlisted) to increase its stake to 65% without tender offer. For further information, Vinacomin is currently a major shareholder of NBC, holding nearly 19.6mn NBC shares (52.9%). (*Ndh.vn and Hnx.vn*)

**Dai Thien Loc Corporation (DTL VN) – treasury shares:** DTL sold 2,423,220 treasury shares out of 3,227,840 shares registered via put-through and order-matching methods at the average price of VND20,724/share from Aug 17 to Sep 14. Accordingly, the company reduced total number of treasury shares from 3,227,840 shares to 804,620 shares. (*Cafef.vn*)

**Century Synthetic Fiber Corporation (STK VN) – shareholder's activity:** Head of Supervisory Board Nguyen Tu Luc has registered to sell 4,800 STK shares via order-matching method from Sep 27 to Oct 26. If successful, he will reduce his stake from 44,800 shares (0.075%) to 40,000 shares (0.07%). (*Cafef.vn*)

**Cuong Thuan Idico Development Investment Corporation (CTI VN) – business activity:** CTI's BOD has approved the plan to purchase 2mn shares of Sonadezi Giang Dien JSC from Sonadezi Corporation (unlisted) for a maximum transaction value of VND24bn. (*Ndh.vn*)

**Saigon Real – Estate JSC (SGR VN - UPCOM) - investment activity and key personnel changes:** SGR's BoD has decided to contribute VND10.1bn to Gia Dinh Housing Investment - Construction JSC (unlisted). In addition, the company's BoD has appointed Mr. Thai Quoc Duong to be the firm's representative of capital contribution at Gia Dinh Housing Investment - Construction JSC, replacing Mr. Ngo Kien Cuong starting from Sep 20. (*Cafef.vn*)

**The First Securities JSC (FSC VN - UPCOM) - business activity:** State Securities Commission (SSC) has approved to lift FSC's FOL to 100%. (*Ndh.vn*)

**Huu Nghi Food JSC (HNF VN - UPCOM) – shareholder's activity:** BoD member cum CEO Le Thi Lan Anh has registered to buy 2mn HNF shares via put-through and order-matching methods from Sep 22 to Oct 20, knowing that she currently owns 1.54mn shares (7.7%). (*Cafef.vn*)

**Hanoi Battery JSC (Habaco - unlisted) - stock listing registration:** Hanoi Stock Exchange (HNX) has announced to receive Habaco's registration application for listing 5.18mn shares on HNX under ticker PHN. For further information, in 2016, the company posted revenue of VND305.7bn and EBT of VND22.5bn. (*Vietstock.vn & Hnx.vn*)

## MARKET MOVEMENTS

HOSE					
Top gainers					VND
Ticker	Last Price	Chg	%chg	Vol.	Index impact
HU1	8,260	540	7.0	53,100	0.002
HAR	13,050	850	7.0	2.03MLN	0.032
BTT	37,300	2,400	6.9	4,650	0.010
TIE	10,000	640	6.8	200	0.002
FCN	22,800	1,450	6.8	1.22MLN	0.031

Top losers					
Ticker	Last Price	Chg	%chg	Vol.	Index impact
SCD	28,250	-2,100	-6.9	19,330	-0.007
SMA	8,600	-600	-6.5	5,300	-0.004
CLW	16,350	-1,000	-5.8	10	-0.005
DHC	33,000	-2,000	-5.7	220,210	-0.020
ACL	8,050	-450	-5.3	3,710	-0.004

Top index movers					
Ticker	Last Price	Chg	%chg	Vol.	Index impact
BID	20,850	350	1.7	3.54MLN	0.470
CTG	19,800	300	1.5	2.22MLN	0.439
FPT	49,400	750	1.5	2.67MLN	0.157
GAS	68,000	200	0.3	300,880	0.150
MBB	23,150	200	0.9	2.17MLN	0.135

Top index laggards					
Ticker	Last Price	Chg	%chg	Vol.	Index impact
SAB	265,000	-8,000	-2.9	52,660	-2.017
MSN	51,200	-2,600	-4.8	726,040	-1.183
VNM	148,000	-900	-0.6	741,410	-0.514
HPG	37,500	-400	-1.1	4.30MLN	-0.239
BHN	106,000	-1,000	-0.9	41,580	-0.091

Top active volume					
Ticker	Last Price	Chg	%chg	Vol.	Index impact
FLC	7,730	60	0.8	11.34MLN	0.015
HQC	3,330	40	1.2	6.79MLN	0.007
FIT	12,850	-100	-0.8	5.31MLN	-0.010
HPG	37,500	-400	-1.1	4.30MLN	-0.239
HAI	10,200	0	0.0	4.23MLN	0.000

HNX					
Top gainers					VND
Ticker	Last Price	Chg	%chg	Vol.	Index impact
DNC	42,900	3,900	10.0	100	0.000
L14	83,700	7,600	10.0	97,681	0.000
VNF	56,300	5,100	10.0	2,600	0.000
PSW	11,100	1,000	9.9	200	0.000
KLF	5,700	500	9.6	24.67MLN	0.000

Top losers					
Ticker	Last Price	Chg	%chg	Vol.	Index impact
QST	11,700	-1,300	-10.0	4,000	0.000
CCM	47,600	-5,200	-9.9	100	0.000
TV3	34,800	-3,800	-9.8	100	0.000
RCL	19,300	-2,100	-9.8	300	0.000
CTB	27,600	-3,000	-9.8	100	0.000

Top index movers					
Ticker	Last Price	Chg	%chg	Vol.	Index impact
ACB	28,400	300	1.1	1.39MLN	0.261
KLF	5,700	500	9.6	24.67MLN	0.089
DL1	13,500	1,183	9.6	12,100	0.068
PVS	16,500	200	1.2	6.91MLN	0.051
PVX	2,700	200	8.0	12.37MLN	0.045

Top index laggards					
Ticker	Last Price	Chg	%chg	Vol.	Index impact
SHB	8,100	-100	-1.2	15.15MLN	-0.098
API	35,900	-1,600	-4.3	2,310	-0.030
VCG	20,700	-200	-1.0	1.03MLN	-0.025
VGC	21,600	-200	-0.9	438,050	-0.024
SLS	169,000	-3,600	-2.1	25,117	-0.020

Top active volume					
Ticker	Last Price	Chg	%chg	Vol.	Index impact
KLF	5,700	500	9.6	24.67MLN	0.000
SHB	8,100	-100	-1.2	15.15MLN	0.000
PVX	2,700	200	8.0	12.37MLN	0.000
PVS	16,500	200	1.2	6.91MLN	0.000
SHS	17,500	300	1.7	1.41MLN	0.000

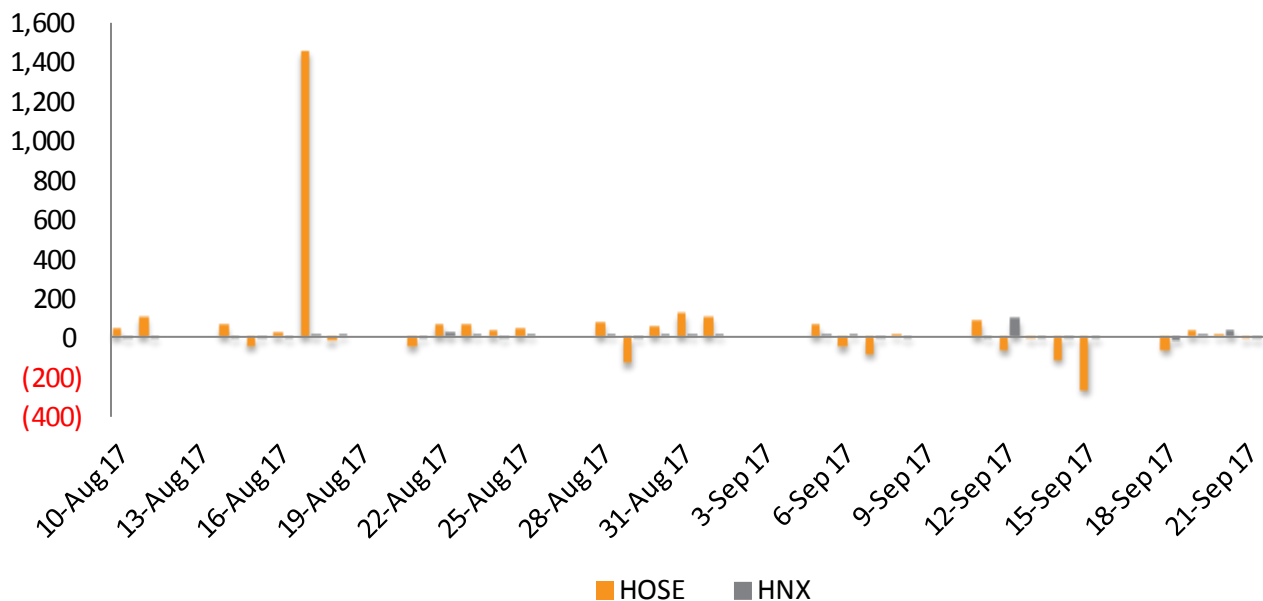
Source: Bloomberg 21-Sep

## FOREIGN ACTIVITIES

Volume (Mn'shs)	HOSE	d/d	HNX	d/d	Value (VND'bn)	HOSE	d/d	HNX	d/d
<b>BUY</b>	9.4	-24.4%	1.0	-85.3%	<b>BUY</b>	325.8	-23.9%	17.5	-73.1%
% of market	6.8%		1.2%		% of market	9.3%		2.2%	
<b>SELL</b>	8.0	-27.2%	1.7	-3.9%	<b>SELL</b>	338.7	-19.4%	28.6	-16.0%
% of market	5.8%		2.1%		% of market	9.7%		3.7%	
<b>NET BUY (SELL)</b>	<b>1.32</b>		<b>(0.7)</b>		<b>NET BUY (SELL)</b>	<b>(12.9)</b>		<b>(11.2)</b>	

Source: HSX, HNX

Foreign net buy/sell (30 days) in VND'bn



## 2017 ACCUMULATION

Volume (Mln'shs)	HOSE % of 2016	HNX % of 2016	Value (VND'bn)	HOSE % of 2016	HNX % of 2016				
<b>BUY</b>	2,027.3	82.3%	226.1	57.3%	<b>BUY</b>	83,342.1	91.3%	3,240.2	52.0%
% of market	6.0%	2.3%	% of market	12.4%	3.1%				
<b>SELL</b>	2,000.8	74.9%	234.5	71.5%	<b>SELL</b>	70,022.0	70.8%	3,187.2	62.6%
% of market	5.9%	2.4%	% of market	10.4%	3.1%				
<b>NET BUY (SELL)</b>	<b>26.6</b>	<b>(8.4)</b>	<b>NET BUY (SELL)</b>	<b>13,320</b>	<b>53.0</b>				

Source: HSX, HNX

## FOREIGN ACTIVITIES

HOSE					
Top buy by foreigners (value)					VND'bn
Ticker	Last Price	Chg	%chg	Value	Index impact
VNM	148,000	-900	-0.60	71.6	-0.514
VCB	37,850	50	0.13	22.4	0.071
REE	36,100	0	0.00	18.8	0.000
CII	33,000	650	2.01	18.0	0.072
BID	20,850	350	1.71	16.8	0.470

HNX					
Top buy by foreigners (value)					VND'bn
Ticker	Last Price	Chg	%chg	Value	Index impact
PVS	16,500	200	1.23	7.0	0.000
CVT	50,800	1,300	2.63	2.1	0.000
CEO	10,100	0	0.00	2.0	0.000
VGC	21,600	-200	-0.92	1.9	0.000
MAS	84,200	-1,300	-1.52	1.2	0.000

Top sell by foreigners (value)						VND'bn
Ticker	Last Price	Chg	%chg	Value	Index impact	
VNM	148,000	-900	-0.60	85.6	-0.514	
MSN	51,200	-2,600	-4.83	26.0	-1.183	
VJC	137,100	0	0.00	22.1	0.000	
HPG	37,500	-400	-1.06	19.1	-0.239	
VCB	37,850	50	0.13	19.1	0.071	

Top sell by foreigners (value)						VND'bn
Ticker	Last Price	Chg	%chg	Value	Index impact	
PVS	16,500	200	1.23	15.6	0.000	
VCS	204,800	400	0.20	3.7	0.000	
VGC	21,600	-200	-0.92	1.7	0.000	
SHB	8,100	-100	-1.22	1.7	0.000	
PVC	9,400	0	0.00	1.5	0.000	

Top net buy by foreigners (value)						VND'bn
Ticker	Last Price	Chg	%chg	Value	Index impact	
CII	33,000	650	2.01	17.4	0.072	
NKG	35,000	1,700	5.11	14.4	0.020	
BID	20,850	350	1.71	13.6	0.470	
SSI	25,350	-150	-0.59	9.6	-0.029	
SBT	27,300	300	1.11	9.5	0.030	

Top net buy by foreigners (value)						VND'bn
Ticker	Last Price	Chg	%chg	Value	Index impact	
CVT	50,800	1,300	2.63	2.0	0.000	
CEO	10,100	0	0.00	2.0	0.000	
MAS	84,200	-1,300	-1.52	1.1	0.000	
SPI	6,200	100	1.64	0.8	0.000	
DGC	32,700	300	0.93	0.4	0.000	

Top net sell by foreigners (value)						VND'bn
Ticker	Last Price	Chg	%chg	Value	Index impact	
MSN	51,200	-2,600	-4.83	-20.6	-1.183	
VJC	137,100	0	0.00	-18.2	0.000	
VNM	148,000	-900	-0.60	-14.0	-0.514	
DRC	23,100	-200	-0.86	-13.8	-0.009	
PVD	13,900	0	0.00	-7.5	0.000	

Top net sell by foreigners (value)						VND'bn
Ticker	Last Price	Chg	%chg	Value	Index impact	
PVS	16,500	200	1.23	-8.62	0.000	
VCS	204,800	400	0.20	-3.04	0.000	
SHB	8,100	-100	-1.22	-1.70	0.000	
PVC	9,400	0	0.00	-1.44	0.000	
TNG	14,700	900	6.52	-0.78	0.000	

Source: Bloomberg, HOSE, HNX



# DAILY MARKET RECAP

21 September 2017

## TOP 70 MARKET CAPS SNAPSHOT ON HOSE

No.	Ticker	Price VND	Price change (%)			Mkt. Cap US\$mIn	Outs. Vol. Mln'shs	Float ratio %	Avail. Fil %	Ave. daily vol. (30 days-shs)	EPS			P/E x	P/B x	ROE %	ROA %
			1M	3M	6M						T12M	Diluted	1Y Gr.				
1	VNM VM	148,000	-0.6	-3.8	9.1	9,451	1,451	57.8	44.7	579,172	6,333	5,831	19.9	23.4	8.8	38.9	33.1
2	SAB VM	265,000	3.1	29.3	29.1	7,477	641	10.4	39.1	38,299	7,178	6,442	37.3	36.9	12.3	33.8	21.5
3	VCB VM	37,850	1.2	-2.1	-0.4	5,992	3,598	22.9	9.3	1,034,206	1,788	1,566	6.0	21.2	2.6	12.8	1.0
4	GAS VM	68,000	11.3	17.9	25.0	5,725	1,913	4.2	45.7	448,029	4,184	3,548	-18.8	16.3	3.3	20.3	13.4
5	VIC VM	49,100	14.5	14.7	18.5	5,698	2,638	52.3	19.1	792,484	1,203	1,178	111.2	40.8	4.5	9.8	1.5
6	PLX VM	64,200	-4.6	-4.0	N/A	3,273	1,159	100.0	11.1	762,381	3,883	4,254	43.0	16.5	3.3	21.5	7.8
7	CTG VM	19,800	6.7	-2.2	7.0	3,244	3,723	15.8	0.1	1,647,587	1,970	1,457	20.6	10.1	1.2	12.3	0.8
8	BID VM	20,850	6.1	2.7	19.8	3,136	3,419	4.4	28.2	2,374,142	1,813	1,354	-5.1	11.5	1.6	14.1	0.6
9	MSN VM	51,200	13.8	21.9	8.7	2,586	1,148	43.9	19.9	677,004	1,963	2,481	86.5	26.1	3.2	13.0	3.3
10	ROS VM	120,300	28.0	55.7	-13.3	2,504	473	27.0	47.2	3,288,867	1,033	1,033	N/A	116.5	11.7	11.7	7.4
11	HPG VM	37,500	13.3	22.5	40.2	2,503	1,517	58.9	9.4	4,020,041	5,182	4,470	82.3	7.2	2.5	34.9	20.9
12	VPB VM	36,900	2.9	N/A	N/A	2,431	1,497	100.0	0.0	N/A	4,485	4,485	37.1	8.2	1.8	25.4	1.9
13	VJC VM	137,100	11.0	9.6	9.3	1,945	322	64.7	5.0	424,399	8,726	8,726	-24.9	15.7	9.1	68.7	14.3
14	MBB VM	23,150	4.3	5.7	50.3	1,745	1,713	49.8	0.0	3,045,147	1,969	1,715	-6.3	11.8	1.5	13.5	1.3
15	BVH VM	56,900	3.5	-1.9	-5.3	1,704	680	29.1	24.5	236,576	2,101	1,651	10.9	27.1	2.8	10.7	1.9
16	NVL VM	61,700	0.8	-8.5	-10.2	1,691	623	29.5	39.6	1,880,059	3,396	3,059	N/A	18.2	4.0	23.1	5.3
17	MWG VM	114,100	7.6	16.8	32.4	1,544	308	72.0	0.0	414,789	5,949	4,974	40.3	19.2	7.5	46.6	16.0
18	FPT VM	49,400	3.5	4.0	21.9	1,154	531	70.5	0.0	713,017	3,887	3,413	2.9	12.7	2.6	21.5	7.7
19	BHN VM	106,000	31.4	35.0	15.2	1,081	232	100.0	31.5	49,292	3,236	3,236	-9.6	32.8	4.3	13.8	8.0
20	STB VM	11,600	-0.9	-20.5	8.4	921	1,804	94.6	15.6	1,620,841	292	49	-89.0	39.7	0.9	2.3	0.2
21	CTD VM	209,700	0.1	-2.5	2.3	706	77	89.0	2.5	48,631	20,254	20,894	88.6	10.4	2.5	29.1	14.6
22	EIB VM	12,400	0.8	-7.5	5.1	671	1,229	75.6	0.2	372,344	468	251	660.6	26.5	1.1	4.3	0.4
23	SBT VM	27,300	-5.5	-25.1	13.8	669	557	72.1	18.2	1,923,247	1,209	1,176	2.4	22.6	2.2	10.3	4.6
24	DHG VM	107,300	-3.2	-16.8	31.9	617	131	31.8	0.0	108,944	5,001	4,662	21.7	21.5	5.0	24.9	19.8
25	SSI VM	25,350	3.7	-7.5	10.2	546	490	57.0	47.8	2,670,861	2,166	1,698	2.4	11.7	1.4	13.4	7.0
26	PNJ VM	114,600	9.7	18.5	49.0	545	108	64.5	0.0	179,752	6,190	4,383	671.7	18.5	6.5	37.9	17.5
27	GMD VM	41,800	3.2	-3.6	19.4	530	288	59.5	0.0	581,764	2,071	2,009	-4.2	20.2	2.0	6.9	4.0
28	REE VM	36,100	2.3	-1.5	34.7	492	310	48.3	0.0	1,186,081	4,895	3,526	27.9	7.4	1.5	22.3	14.1
29	HSG VM	29,350	3.3	-7.4	7.8	452	350	52.3	20.6	2,617,510	4,577	4,200	120.2	6.4	2.1	36.4	11.7
30	DPM VM	22,900	-2.1	1.8	-6.1	394	391	35.2	28.1	679,970	1,925	2,452	-25.6	11.9	1.1	9.7	7.8
31	KDC VM	42,000	1.9	-10.1	7.7	380	206	49.8	39.1	268,466	6,820	5,714	-74.7	6.2	1.3	23.5	15.6
32	CII VM	33,000	-7.2	-12.8	-15.4	358	246	55.7	8.1	766,387	8,792	3,191	9.7	3.8	1.6	47.7	12.5
33	HBC VM	62,000	15.9	29.8	49.5	351	129	71.2	25.5	1,483,858	6,301	3,960	539.6	9.8	4.4	53.4	7.1
34	HAG VM	8,400	-2.3	-8.2	-9.9	343	927	61.3	37.4	2,362,435	475	-1,439	N/A	17.7	0.5	2.8	0.8
35	NT2 VM	26,100	-3.3	-11.5	-15.1	331	288	27.9	29.1	262,745	2,816	3,701	-5.0	9.3	1.5	16.3	7.8



# DAILY MARKET RECAP

21 September 2017

(Continue)

No. Ticker	Price VND	Price change (%)			Mkt. Cap US\$mIn	Outs. Vol. Mln'shs	Float ratio %	Avail. Fil %	Ave. daily vol. (30 days-shs)	EPS			P/E x	P/B x	ROE %	ROA %
		1M	3M	6M						T12M	Diluted	1Y Gr.				
36 HNG VM	9,550	1.2	-7.3	-8.6	322	767	35.1	48.1	1,059,345	714	-1,298	N/A	13.4	0.7	5.2	1.7
37 DCM VM	13,750	0.0	5.0	21.7	320	529	24.4	47.2	1,677,676	1,516	1,011	N/A	9.1	1.2	13.5	6.4
38 KBC VM	14,500	-1.7	-14.7	-0.7	300	470	74.7	16.3	1,831,985	1,232	1,186	-11.6	11.8	0.8	7.4	4.0
39 PDR VM	30,450	10.7	14.3	131.0	297	222	38.3	48.3	972,624	1,356	1,033	28.1	22.5	2.7	12.5	3.4
40 VCI VM	56,000	-6.7	N/A	N/A	296	120	91.9	18.0	117,190	3,854	3,854	-18.8	14.5	4.8	31.9	12.1
41 PPC VM	20,450	6.0	-2.6	17.5	286	318	15.0	33.0	235,501	4,688	1,724	-2.2	4.4	1.2	29.6	15.4
42 BMP VM	79,000	-1.9	-19.8	-26.5	285	82	61.8	4.2	410,123	6,230	7,664	20.9	12.7	2.8	23.0	19.3
43 DXG VM	20,650	7.6	19.4	22.2	260	286	71.5	19.8	3,824,953	2,087	2,555	29.6	9.9	1.8	23.7	10.3
44 HT1 VM	15,000	-14.8	-33.9	-33.9	252	382	20.0	43.7	830,479	1,736	2,121	-0.2	8.6	1.1	13.3	5.6
45 TCH VM	15,650	-3.4	-18.7	-11.8	250	363	52.5	48.6	1,164,573	1,379	1,379	N/A	11.4	1.3	16.6	15.1
46 KDH VM	24,000	-2.8	-2.0	13.4	247	234	49.1	2.7	87,642	1,511	1,387	55.3	15.9	1.7	11.3	5.2
47 HCM VM	41,300	3.3	-6.3	26.1	235	130	38.0	46.3	417,697	3,032	2,395	49.9	13.6	2.2	16.3	9.0
48 PVD VM	13,900	-5.8	4.1	-32.7	234	383	48.1	30.1	2,999,398	-513	224	-94.1	N/A	0.4	-1.5	-0.8
49 VCF VM	198,800	-0.5	13.6	16.9	232	27	30.7	19.3	205	13,794	14,450	30.0	14.4	2.4	18.3	12.9
50 QCG VM	19,000	17.3	-33.6	340.8	230	275	32.1	48.5	433,094	811	163	87.6	23.4	1.3	5.7	2.4
51 FLC VM	7,730	8.3	8.9	-6.2	217	638	86.2	39.5	21,686,440	945	1,795	-8.0	8.2	0.6	7.8	3.6
52 TLG VM	98,600	-5.1	-1.4	18.7	216	50	25.6	72.0	1,690	4,704	4,242	24.9	21.0	4.9	24.7	17.7
53 TRA VM	117,000	-2.3	-3.5	14.6	213	41	57.9	1.0	12,733	5,279	5,081	29.0	22.2	4.9	23.4	16.0
54 VHC VM	50,500	1.4	-10.6	-4.0	205	92	25.1	61.3	56,195	5,425	5,922	80.9	9.3	1.8	20.6	9.6
55 LGC VM	22,900	7.3	6.5	-11.6	194	193	N/A	4.0	165	1,558	1,698	-49.5	14.7	1.8	12.5	3.6
56 PAN VM	37,300	3.2	7.2	-1.3	193	118	59.8	53.9	11,033	1,447	2,164	-1.9	25.8	1.8	7.2	4.0
57 NLG VM	27,300	-7.5	1.4	13.5	189	157	56.2	6.1	937,288	3,325	1,954	70.0	8.2	1.6	20.1	7.9
58 BIC VM	35,100	-2.9	-10.3	-12.0	181	117	99.7	1.4	13,967	1,090	1,083	-27.2	32.2	2.0	6.5	2.7
59 PVT VM	14,600	3.5	3.2	13.2	181	281	48.9	18.8	269,150	1,257	1,321	12.9	11.6	1.1	11.1	4.6
60 GTN VM	16,400	0.9	-1.2	-7.1	180	250	18.4	51.0	927,569	127	104	-86.3	128.9	1.5	1.3	0.9
61 VSH VM	19,150	4.6	12.6	20.4	174	206	69.3	33.6	43,091	1,490	1,219	2.4	12.8	1.4	11.1	5.3
62 BWE VM	25,500	-0.8	N/A	N/A	168	150	20.3	48.9	310,239	1,606	1,606	N/A	15.9	1.3	8.7	3.0
63 ITA VM	4,070	0.7	19.7	0.2	168	938	69.3	38.2	2,323,620	48	43	-74.1	84.1	0.4	0.4	0.4
64 DIG VM	15,800	0.0	10.9	65.6	166	238	86.9	23.3	776,428	281	228	459.2	56.3	1.4	2.4	1.1
65 PTB VM	144,800	10.5	27.6	29.1	165	26	59.5	34.3	101,536	10,347	8,863	58.8	14.0	4.4	37.0	16.6
66 DMC VM	108,000	-6.9	-18.1	25.4	165	35	46.3	37.0	6,532	5,597	4,856	44.3	19.3	4.2	22.9	18.1
67 PGD VM	39,650	-16.4	-23.3	0.8	157	90	49.5	20.8	2,422	1,059	2,313	-37.5	37.4	2.8	6.9	3.9
68 NKG VM	35,000	11.6	8.4	42.3	154	100	27.1	70.2	310,040	6,296	6,850	286.2	5.6	1.8	39.5	9.4
69 CAV VM	59,800	15.0	2.4	-5.8	152	58	51.4	46.2	66,458	6,208	4,380	43.2	9.6	2.5	25.2	11.6
70 CHP VM	27,200	7.5	3.0	20.4	151	126	20.0	45.9	75,577	3,504	1,950	-21.5	7.8	2.1	29.3	15.2

Source: Bloomberg

## DISCLAIMER

This report has been prepared by VNDIRECT or one of its affiliates for distribution in Vietnam and overseas. The information herein is believed by VNDIRECT to be reliable and is based on public sources believed to be reliable. With exception of information about VNDIRECT, VNDIRECT makes no representation about the accuracy of such information.

Options, estimates and projection expressed in this report represent the current views of the author at the date of publication only. They do not necessarily reflect the opinions of VNDIRECT and are subject to change without notice. VNDIRECT has no obligation to update, amend or in any way modify this report or otherwise notify a reader thereof in the event that any of the subject matter or opinion, projection or estimate contained within it changes or becomes inaccurate.

The information herein was obtained from various sources and we do not guarantee its accuracy or completeness. Prices and availability of financial instruments are also subject to change without notice.

This published research may be considered by VNDIRECT when buying or selling proprietary positions or positions held by funds under its management. VNDIRECT may trade for its own account as a result of short-term trading suggestions from analysts and may also engage in securities transactions in a manner inconsistent with this report and opinions expressed therein.

Neither the information nor any opinion expressed in this report constitutes an offer, nor an invitation to make an offer, to buy or sell any securities or any option, futures or other derivative instruments in any jurisdiction. Nor should it be construed as an advertisement for any financial instruments.

Officers of VNDIRECT may have a financial interest in securities mentioned in this report or in related instruments. This research report is prepared for general circulation for general information only. It does not have regard to the specific investment objectives, financial situation or particular needs of any person who may receive or read this report.

Investors should note that the prices of securities fluctuate and may rise and fall. Past performance, if any, is no guide to the future. The financial instruments discussed in this report may not be suitable for all investors. Investors must make their own financial decisions based on their independent financial advisors as they believe necessary and based on their particular financial situation and investment objectives.

This report may not be copied, reproduced, published or redistributed by any person for any purpose without the express permission of VNDIRECT in writing. Please cite sources when quoting.

## ADDRESS

### Headquarter

1 Nguyen Thuong Hien Str  
Hai Ba Trung Dist, Hanoi  
T: +84 4 3972 4568  
F: +84 4 3972 4600

### HCMC Office

The 90th Pasteur Building  
90 Pasteur Str, Dist 1, HCMC  
T: +84 28 7300 0688  
F: +84 28 3914 6924

### Da Nang Office

Room 7-8-9, 3rd floor, Buu Dien Building  
155 Nguyen Van Linh Str, Da Nang City  
T: +84 511 382 1111

### Vinh - Nghe An Office

1 Lenin Str  
Vinh City, Nghe An Province  
T: +84 388 688 466  
F: +84 388 688 466

### Can Tho Office

3rd floor STS Building, 11B Hoa Binh  
Ninh Kieu, Can Tho  
T: +84 710 3766 959  
F: +84 710 3826 331

### Quang Ninh Office

1st & 2nd floor, 29-31, 25/4 Str  
Ha Long City, Quang Ninh Province  
T: +84 33 3820 818  
F: +84 33 3820 333