

## Market commentary

After two consecutive advancing sessions, Vietnam Stock Markets showed signs of slackening. Early soaring blue-chips spurred VN-INDEX's growth and supported the index to touch a high of 762.98pts in the first half of the morning. However, the market's uptrend soon vanished with investors' rising caution as the psychological 705-point resistance level had been breached. Accordingly, the investors' weakening sentiment sent the index down in red following the reversal of many pillars. Notably, VIC was the top advancer cushioning the index's fall, followed by VCB and HPG. Unfortunately, such gains were mitigated by losses suffered by slumping large caps, led lower by ROS which again bottomed at the floor price. Moreover, Utilities and Energy sectors were hit hard by the sudden plunge in oil prices, of which GAS and PLX fell and added weight to today's downfall. Even worse, after yesterday's gains, Financial sector corrected dramatically, especially BID, MBB, BVH and STB. Despite that, VN-INDEX managed to stand still at the end and closed almost unchanged at 760.57pts (-0.03%) with 141 winners, 122 losers and 65 unchanged. Meanwhile, HNX-INDEX fluctuated wildly throughout the day before losing 0.11pts (-0.11%) to end at 97.78pts with 106 gainers, 85 laggards and 186 unchanged.

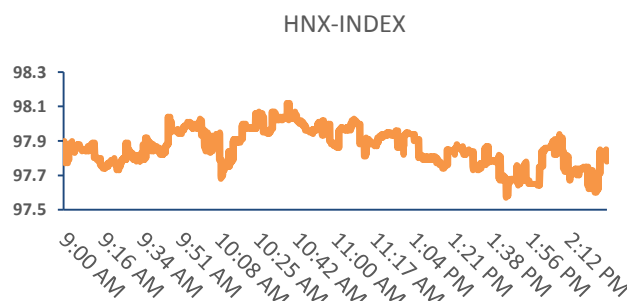
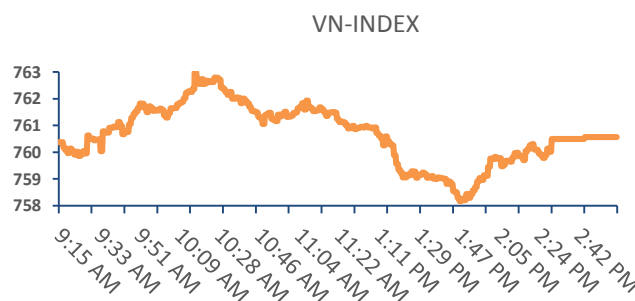
Most sectors increased, led by Health Care (+1.91%), Materials (+1.68%), and Materials (+1.40%). Meanwhile, Industrials (-1.31%), Utilities (-0.65%), and Energy (-0.32%) dropped. Regarding tickers, top index laggards included ROS (-6.96%), GAS (-1.04%), BID (-1.00%), MBB (-1.23%), and BVH (-1.01%). Top index movers consisted of VIC (+1.93%), VCB (+0.77%), HPG (+2.37%), CTG (+0.99%), and VNM (+0.20%). Top 3 noticeable block trades were NVL with 1.85mn shares (VND125.8bn), BHS with 5.9mn shares (VND118.9bn), and ACV with 2.2mn shares (VND113.2bn)

Foreigner net bought on both exchanges with total net-buying value of VND265.7bn. They mainly bought HPG (VND154.1bn), VNM (VND68.2bn), and VCB (VND57.9bn) while sold VNM (VND47bn), PLX (VND19bn), and VIC (VND15.5bn).

Snapshot	HOSE	HNX
Close (pts)	760.6	97.8
1 Day change (%)	-0.03	-0.11
Volume (mn shs)	193.3	46.6
Value (US\$m)	179.9	21.7
Gainers	141	106
Losers	122	85
Unchanged	65	186

Commodities & Currencies	Close	%chg
Gold(USD/Oz)	1,260	-1.02
WTI Oil (\$/B) 1Mth	44.7	-0.04
Brent Oil (\$/B) 1Mth	47.1	0.21
USDVND	22,684	0.09
EURVND	25,439	0.37

Source: Bloomberg



Sectors (VNIndex)	Price 1D chg	Index Wgt	P/E x	P/B x
Consumer Discretionary	0.57%	0.37	14.80	4.18
Consumer Staples	0.07%	7.82	24.42	7.49
Energy	-0.32%	3.90	14.28	3.21
Financials	-0.05%	4.31	20.96	2.00
Health Care	1.91%	0.36	23.80	4.49
Industrials	-1.32%	1.11	31.31	4.71
IT	0.37%	0.99	11.36	2.23
Materials	1.40%	1.01	11.73	1.74
Real Estate	0.94%	3.62	28.74	3.23
Utilities	-0.65%	4.50	13.73	2.43

Source: Bloomberg

Country	Close	1D chg	P/E	P/B	Market cap
Peering	Points	%	x	x	US\$b
China	3,528.8	-0.18	15.50	1.84	3,826
India	9,566.4	-0.54	22.4	2.90	1,050
Indonesia	5,776.3	-0.29	23.8	2.47	477
Laos	1,008.9	-0.77	13.89	0.84	1
Malaysia	1,790.0	-0.13	17.0	1.76	253
Philippines	7,964.5	-0.02	21.9	2.47	193
Taiwan	10,088.4	0.16	15.7	1.67	983
Thailand	1,575.4	-0.10	16.0	1.89	459
<b>Vietnam</b>	<b>760.6</b>	<b>-0.03</b>	<b>16.3</b>	<b>2.26</b>	<b>82</b>

Source: Bloomberg

## Market News

**Oil traded near the lowest closing level in seven months as U.S. gasoline supplies unexpectedly rose for a second week.** Futures were little changed in New York after slumping 3.7% on Wednesday, the first drop in four sessions. Motor-fuel stockpiles expanded by 2.1mn barrels last week, the Energy Information Administration reported. Most analysts surveyed by Bloomberg had forecast a decline. Crude output climbed while nationwide inventories fell less than predicted. *(Bloomberg)*

**Brazil's House will analyze Vietnam coffee import suspension bill.** Brazil Lower House's Constitution and Justice Committee, known as CCJ, approved the bill on Jun 07, according to Camara Noticias and the bill will now be sent to House floor's analysis. Brazil Trade Minister said on May 09 that the government has approved green coffee imports from Vietnam, via drawback, of 353.6 tons. *(Bloomberg)*

## Corporate News

**KIDO Group (KDC VN) - shareholder's activity:** BoD member Tran Quoc Nguyen - brother of Chairman Tran Kim Thanh - purchased 100,000 KDC shares out of 300,000 shares registered from May 25 to Jun 16 due to unfavorable market conditions. After the transaction, Mr. Nguyen lifted his holding in KDC to 655,707 shares. *(Vietstock.vn)*

**An Phat Plastic and Green Environment JSC (AAA VN) - warrant exercise:** AAA will issue 585,000 new shares at the price of VND11,500/share to exercise the second tranche of warrants (Tranche 2). Accordingly, Jun 02 was the record date for exercising the Tranche 2 warrants, which were issued with bonds on Dec 04, 2015. Thus, the company's chartered capital will be raised to VND592.5bn after the issuance. *(Hsx.vn)*

**Hoang Anh Gia Lai JSC (HAG VN) – bond conversion:** HAG has registered to sell 23.3mn shares of Hoang Anh Gia Lai Agricultural JSC (HNG VN) from Jun 19 to Jul 18. If successful, HAG will reduce its stake in HNG from 520.4mn shares to over 497mn shares (64.8%). *(Cafef.vn)*

**Mobile World Investment Corporation (MWG VN) - shareholders' activities:** On Jun 14, Mekong Enterprise Fund II, Ltd completed its transfer of 3mn MWG shares to the following investors: Composite Capital Master Fund LP (2.5mn shares), Florida Retirement System (180,000 shares), Aberdeen Global Frontier Markets Equity Fund (150,000 shares), and Aberdeen Institutional Commingled Funds, LLC (170,000 shares). *(Vsd.vn)*

**Vietnam Dairy Products JSC (VNM VN) - shareholder's activity:** F&N Dairy Investments Pte. Ltd., which relates to BoD member Lee Meng Tat, did not purchase any share out of 14,514,530 VNM shares registered from May 16 to Jun 14 due to unfavorable market condition. After that, the organization has continuously registered to buy 14,514,530 shares via order-matching and put-through methods from Jun 19 to Jul 18. If successful, it will increase its stake from 232,747,708 shares (16.04%) to 247,262,238 shares (17.04%). *(Hsx.vn)*

**An Phat Plastic and Green Environment JSC (AAA VN) - shareholder's activity:** BoD member cum Vice CEO Pham Hoang Viet divested his entire stake of 6,074,625 AAA shares (10.66%) via put-through method from Jun 05 to Jun 14. (*Hsx.vn*)

**The Pan Group JSC (PAN VN) - tender offer:** On Jun 07, PAN sent a tender offer to purchase 1,121,670 shares of Bibica Corporation (BBC VN) at the price of VND112,800/share in order to raise its ownership in BBC from 43.73% to 51%. Today, BBC's BoD has announced that they agree with PAN's tender offer. (*Hsx.vn*)

**NamKim Steel JSC (NKG VN) – 2017 EGM documents and ESOP issuance:** Jun 29 will be the ex-date for participating in NKG's 2017 EGM, which is scheduled on Jul 22 at the company's headquarter, Road N1, An Thanh Manufacturing Zone, An Thanh Ward, Thuan An Town, Binh Duong Province. At the upcoming EGM, NKG will seek shareholders' approval regarding the private placement to the firm's strategic shareholders. Besides, NKG also plans to issue 948,545 ESOP shares to key personnel at the price of VND10,000/share from Jun 12 to Jul 12. These ESOP shares will be subject to 1-year transfer restriction starting from the date the issuance is completed. (*Vietstock.vn*)

**PetroVietnam Gas JSC (GAS VN) - dividend payment:** Jun 28 and Jun 29 will be the ex-date and record date, respectively, for paying the third 2016 cash dividend of VND1,000/share (est. 2016 dividend yield of 7.03%). The payment date will be Jul 24. (*Vsd.vn*)

**Dong Phu Rubber JSC (DPR VN) – dividend payment:** Jun 27 and Jun 28 will be the ex-date and record date, respectively, for receiving the second 2016 cash dividend of VND2,000/share. The payment will be made from Jul 11. (*Cafef.vn*)

**Airports Corporation of Viet Nam (ACV VN - UPCOM) - 2017 business targets:** For 2017, ACV sets revenue at VND13.3tr and EBT at VND3.67tr. Besides, 2017 cash dividend is targeted at VND900/share (vs. 2016 planned cash dividend of VND800/share). For more information, the company earned VND10.14tr in revenue and VND3.1tr in EBT from Apr 01, 2016 through end-2016. (*Bloomberg*)

**An Phu Irradiation JSC (APC VN) - dividend payment and shareholder's activity:** Jun 23 and Jun 26 will be the ex-date and record date, correspondingly, for paying 2016 cash dividend of VND500/share (est. 2016 dividend yield of 1.9%). The payment will be made on Jul 12. Besides, on Jun 14, Chairwoman cum CEO Vo Thuy Duong purchased 737,990 APC shares via put-through method, hence raising her stake to 3,657,380 shares (30.98%). (*Vsd.vn & Vietstock.vn*)

**FPT Securities JSC (FTS VN) - shareholder's activity:** Chairman cum CEO Nguyen Diep Tung has registered to buy 428,400 FTS shares via order-matching or put-through method from Jun 19 to Jul 18. If successful, Mr. Tung will increase his ownership in FTS to 2.8mn shares (2.82%). (*Vietstock.vn*)

**Dong A Plastic JSC (DAG VN) - bonus share issuance:** According to DAG's BoD resolution, the company will issue 2,094,202 bonus shares at the ratio of 20:1 to existing shareholders. The issuance will be funded by the company's development fund and undistributed EAT as of Dec 31, 2016 after receiving the approval of State Securities Commission (SSC). (*Hsx.vn*)

**Sonadezi Long Thanh Shareholding Company (SZL VN) – dividend payment:** Jun 27 and Jun 28 will be the ex-date and record date, correspondingly, for receiving 2016 cash dividend of VND2,500/share (est. 2016 dividend yield of 6.6%). The payment date will be Jul 17. *(Cafef.vn)*

**An Phat – Yen Bai Mineral & Plastic JSC (HII - unlisted) – stock listing:** Ho Chi Minh Stock Exchange (HOSE) has announced the official listing of 13.6mn shares of An Phat – Yen Bai Mineral & Plastic JSC under ticker HII. The first trading day will be Jun 22 with the reference price on the first trading day of VND11,900/share. *(Hsx.vn)*

**Vietnam Bank for Industry and Trade Securities JSC (CTS - unlisted) – stocking listing:** On Jun 20, 90.4mn shares of Vietnam Bank for Industry and Trade Securities JSC will be officially traded on HOSE under ticker CTS at the reference price on the first trading date of VND10,950/share. *(Ndh.vn)*

**VNS Securities Company (IVS VN) – shareholder’s activity:** Chairman Nguyen Duy Toai fully divested his entire stake of 1,019,500 IVS shares (3%) on Jun 09. *(Cafef.vn)*

**Phuc Hung Holding Construction JSC (PHC VN) – public offering:** PHC has announced to publicly offer 9,899,979 shares to existing shareholders at the ratio of 10:9 and the price of VND10,000/share within July. The proceeds earned from the offering (aprox. VND99bn) will be used to supplement the working capital and restructure the company’s bank loans. *(Cafef.vn)*

**Thang Long Investment Group JSC (TIG VN) – shareholder’s activity:** Vice Chairman Tran Xuan Dai Thang has registered to sell 500,000 TIG shares via put-through and order-matching methods from Jun 16 to Jul 14. Currently, Mr. Thang holds nearly 700,000 TIG shares (0.95%). *(Cafef.vn)*

**TNG Investment And Trading JSC (TNG VN) – dividend payment:** Jun 29 and Jun 30 will be the ex-date and record date, respectively, for receiving 2016 stock dividend at the ratio of 5:1. Hence, TNG will issue 6.85mn shares accordingly. *(Cafef.vn)*

**Dinh Vu Port Investment and Development JSC (DVP VN) – dividend payment:** Jun 21 and Jun 22 will be the ex-date and record date, correspondingly, for receiving the second 2016 cash dividend of VND2,500/share (est. 2016 dividend yield of 3.5%). The payment is expected from Jul 21. *(Cafef.vn)*

**PetroVietnam Power Corporation (PV Power - unlisted) - 1H2017 business results:** PV Power’s revenue and EBT is forecast at VND15.4trl and VND1.08trl in 1H2017, respectively. Moreover, the company’s 1H2017 electricity output is seen at 11.2bn kWh while 3Q and 2H2017 electricity output are expected at 4.46bn kWh and 9.74bn kWh, correspondingly. *(Bloomberg)*

## MARKET MOVEMENTS

HOSE					
Top gainers					VND
Ticker	Last Price	Chg	%chg	Vol.	Index impact
TIX	37,450	2,450	7.0	10	0.025
CTF	32,150	2,100	7.0	21,830	0.016
DTA	5,850	380	7.0	3,050	0.002
TRA	120,100	7,800	7.0	40,450	0.113
ATG	2,490	160	6.9	1.02MLN	0.001

Top losers					VND
Ticker	Last Price	Chg	%chg	Vol.	Index impact
VSI	14,750	0	-9.2	290	-0.008
HDC	13,400	-200	-8.2	370,220	-0.023
AMD	15,300	-1,150	-7.0	3.25MLN	-0.031
TCO	10,000	-750	-7.0	20	-0.006
ROS	104,300	-7,800	-7.0	2.04MLN	-1.403

Top index movers					VND
Ticker	Last Price	Chg	%chg	Vol.	Index impact
VIC	42,300	800	1.9	777,300	0.883
VCB	39,500	300	0.8	3.00MLN	0.451
HPG	32,400	750	2.4	11.73MLN	0.397
CTG	20,450	200	1.0	2.81MLN	0.311
VNM	153,800	300	0.2	414,540	0.182

Top index laggards					VND
Ticker	Last Price	Chg	%chg	Vol.	Index impact
ROS	104,300	-7,800	-7.0	2.04MLN	-1.403
GAS	56,900	-600	-1.0	457,380	-0.480
BID	19,800	-200	-1.0	5.83MLN	-0.286
MBB	20,100	-250	-1.2	1.65MLN	-0.179
BVH	58,600	-600	-1.0	339,540	-0.171

Top active volume					VND
Ticker	Last Price	Chg	%chg	Vol.	Index impact
HPG	32,400	750	2.4	11.73MLN	0.397
HAG	9,050	-90	-1.0	9.16MLN	-0.030
FLC	7,120	-110	-1.5	8.19MLN	-0.029
BID	19,800	-200	-1.0	5.83MLN	-0.286
HNG	10,350	250	2.5	5.82MLN	0.080

HNX					
Top gainers					VND
Ticker	Last Price	Chg	%chg	Vol.	Index impact
SIC	8,800	800	10.0	329,385	0.000
TPP	19,900	1,800	9.9	5,400	0.000
L43	5,600	500	9.8	100	0.000
VXB	11,300	1,000	9.7	100	0.000
INC	8,000	700	9.6	100	0.000

Top losers					VND
Ticker	Last Price	Chg	%chg	Vol.	Index impact
NDN	9,200	-400	-11.5	1.78MLN	0.000
TV3	33,800	-3,617	-10.7	1,000	0.000
SJ1	16,200	-1,800	-10.0	800	0.000
VCM	24,300	-2,700	-10.0	1,200	0.000
PIC	13,100	-1,400	-9.7	1,250	0.000

Top index movers					VND
Ticker	Last Price	Chg	%chg	Vol.	Index impact
NVB	8,600	500	6.2	23,300	0.160
DGC	32,800	1,500	4.8	97,600	0.034
SHS	13,600	300	2.3	1.29MLN	0.029
CVT	42,600	900	2.2	406,050	0.026
DBC	29,500	400	1.4	129,127	0.024

Top index laggards					VND
Ticker	Last Price	Chg	%chg	Vol.	Index impact
ACB	26,400	-300	-1.1	2.03MLN	-0.259
PVS	16,500	-200	-1.2	794,149	-0.050
NDN	9,200	-400	-11.5	1.78MLN	-0.045
KLF	2,600	-200	-7.1	2.68MLN	-0.035
PLC	28,000	500	-5.1	10,863	-0.034

Top active volume					VND
Ticker	Last Price	Chg	%chg	Vol.	Index impact
SHB	7,300	0	0.0	10.36MLN	0.000
KLF	2,600	-200	-7.1	2.68MLN	0.000
ACB	26,400	-300	-1.1	2.03MLN	0.000
NDN	9,200	-400	-11.5	1.78MLN	0.000
PVX	2,000	0	0.0	1.68MLN	0.000

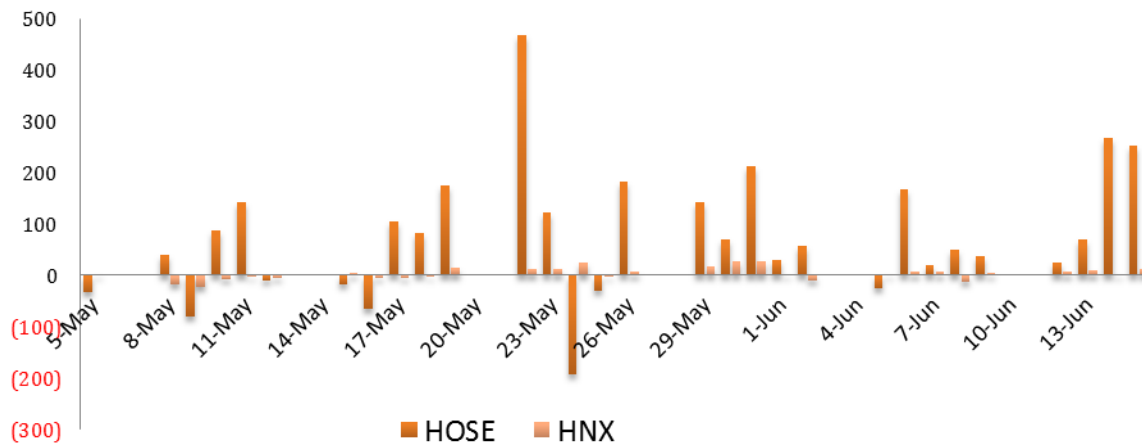
Source: Bloomberg

## FOREIGN ACTIVITIES

Volume (Mn'shs)	HOSE	d/d	HNX	d/d	Value (VND'bn)	HOSE	d/d	HNX	d/d
<b>F.BUY</b>	14.4	6.5%	2.2	103.9%	<b>BUY</b>	507	-6.0%	22	23.1%
% of market	7.5%		5.3%		% of market	13.3%		4.5%	
<b>F.SELL</b>	7.3	11.7%	0.9	-38.6%	<b>SELL</b>	255	-6.3%	10	-38.4%
% of market	0.0%		0.0%		% of market	0.0%		2.0%	
<b>NET BUY (SELL)</b>	<b>7.1</b>		<b>1.3</b>		<b>NET BUY (SELL)</b>	<b>252</b>		<b>12</b>	

Source: HSX, HNX

Foreign net buy/sell (30 days) in VND'bn



## 2017 ACCUMULATION

Volume (Mn'shs)	HOSE	% of 2016	HNX	% of 2016	Value (VND'bn)	HOSE	% of 2016	HNX	% of 2016
<b>BUY</b>	1,156.1	47.0%	134.3	34.0%	<b>BUY</b>	50,796	55.7%	1,968	31.6%
% of market	5.8%		2.4%		% of market	12.5%		3.3%	
<b>SELL</b>	1,190.5	44.6%	121.9	37.2%	<b>SELL</b>	43,133	43.6%	1,653	32.5%
% of market	6.0%		2.2%		% of market	10.6%		2.7%	
<b>NET BUY (SELL)</b>	<b>(34.5)</b>		<b>12.3</b>		<b>NET BUY (SELL)</b>	<b>7,663</b>		<b>316</b>	

Source: HSX, HNX

## FOREIGN ACTIVITIES

### HOSE

#### Top buy by foreigners (value) VND'bn

Ticker	Last Price	Chg	%chg	Value	Index impact
HPG	32,400	750	2.37	154.1	0.397
VNM	153,800	300	0.20	68.2	0.182
VCB	39,500	300	0.77	57.9	0.451
VIC	42,300	800	1.93	28.5	0.883
PLX	62,800	-200	-0.32	20.8	-0.108

#### Top sell by foreigners (value) VND'bn

Ticker	Last Price	Chg	%chg	Value	Index impact
VNM	153,800	300	0.20	47.0	0.182
PLX	62,800	-200	-0.32	19.0	-0.108
VIC	42,300	800	1.93	15.5	0.883
SSI	26,400	-100	-0.38	15.2	-0.020
DHG	126,400	300	0.24	12.8	0.011

#### Top net buy by foreigners (value) VND'bn

Ticker	Last Price	Chg	%chg	Value	Index impact
HPG	32,400	750	2.37	145.5	0.397
VCB	39,500	300	0.77	54.7	0.451
VNM	153,800	300	0.20	21.2	0.182
ROS	104,300	-7,800	-6.96	17.7	-1.403
VIC	42,300	800	1.93	13.0	0.883

#### Top net sell by foreigners (value) VND'bn

Ticker	Last Price	Chg	%chg	Value	Index impact
SSI	26,400	-100	-0.38	-13.8	-0.020
DHG	126,400	300	0.24	-11.6	0.011
DPM	22,950	-150	-0.65	-9.4	-0.025
BVH	58,600	-600	-1.01	-5.9	-0.171
KDC	45,700	100	0.22	-5.3	0.011

### HNX

#### Top buy by foreigners (value) VND'bn

Ticker	Last Price	Chg	%chg	Value	Index impact
SHB	7,300	0	0.00	5.8	0.000
VCG	19,000	100	0.53	3.8	0.000
HUT	12,400	0	0.00	3.4	0.000
VGC	19,300	200	1.05	2.5	0.000
QNC	4,100	0	0.00	1.6	0.000

#### Top sell by foreigners (value) VND'bn

Ticker	Last Price	Chg	%chg	Value	Index impact
SHB	7,300	0	0.00	5.1	0.000
DHT	75,000	1,100	1.49	1.5	0.000
DNP	31,000	1,300	4.38	0.7	0.000
NET	29,000	0	0.00	0.7	0.000
IVS	10,000	100	1.01	0.5	0.000

#### Top net buy by foreigners (value) VND'bn

Ticker	Last Price	Chg	%chg	Value	Index impact
VCG	19,000	100	0.53	3.6	0.000
HUT	12,400	0	0.00	3.4	0.000
VGC	19,300	200	1.05	2.5	0.000
QNC	4,100	0	0.00	1.6	0.000
IDV	49,100	100	0.20	1.2	0.000

#### Top net sell by foreigners (value) VND'bn

Ticker	Last Price	Chg	%chg	Value	Index impact
DHT	75,000	1,100	1.49	-1.5	0.000
DNP	31,000	1,300	4.38	-0.7	0.000
NET	29,000	0	0.00	-0.6	0.000
VND	21,200	-300	-1.40	-0.3	0.000
HAD	39,100	-1,900	-4.63	-0.1	0.000

Source: Bloomberg, HOSE, HNX

# DAILY MARKET RECAP

15 Jun 2017

## TOP 70 MARKET CAPS SNAPSHOT ON HOSE

No.	Ticker	Price VND	Price change (%)			Mkt. Cap US\$mIn	Outs. Vol. MIn'shs	Float ratio %	Avail. FII %	Ave. daily vol. (30 days-shs)	EPS			P/E x	P/B x	ROE %	ROA %
			1M	3M	6M						T12M	Diluted	1Y Gr.				
1	VNM VM	153,800	6.9	15.6	20.5	9,840	1,451	57.8	44.9	661,473	6,281	5,831	19.9	24.5	9.0	38.3	33.7
2	VCB VM	39,500	8.8	6.9	12.9	6,265	3,598	22.9	9.3	1,597,521	1,668	1,566	6.0	23.7	2.8	12.4	1.0
3	SAB VM	200,000	3.1	-5.5	-5.4	5,654	641	10.4	39.2	41,391	7,265	6,442	37.3	27.5	10.2	35.2	22.9
4	VIC VM	42,300	3.4	-2.8	0.7	4,919	2,638	52.3	19.2	782,932	1,255	1,178	111.2	33.7	4.0	10.5	1.6
5	GAS VM	56,900	5.2	3.5	-11.6	4,799	1,913	4.2	46.1	515,529	4,119	3,548	-18.8	13.8	2.7	19.1	13.1
6	CTG VM	20,450	13.0	14.9	38	3,357	3,723	15.8	0.0	1,756,297	1,867	1,457	20.6	11.0	1.3	12.0	0.8
7	PLX VM	62,800	29.0	N/A	N/A	3,208	1,159	100.0	11.9	1,616,184	4,254	4,254	43.0	14.8	3.6	27.7	8.9
8	BID VM	19,800	17.2	20.4	32.0	2,984	3,419	4.7	28.6	5,470,019	1,843	1,354	-5.1	10.7	1.5	14.6	0.7
9	MSN VM	43,350	1.8	-0.9	4.7	2,175	1,138	32.2	18.9	393,301	2,467	2,481	86.5	17.6	3.2	18.1	4.1
10	ROS VM	104,300	-34.9	-41.3	0.3	1,977	430	27.2	48.0	5,376,637	1,136	1,136	N/A	91.8	9.2	11.7	7.4
11	HPG VM	32,400	9.8	17.0	17.7	1,806	1,264	50.7	11.3	4,022,134	5,944	4,775	82.3	5.5	1.9	40.9	24.1
12	VJC VM	126,500	-1.6	4.1	N/A	1,798	322	61.0	5.7	319,240	8,726	8,726	-24.9	14.5	8.4	68.7	14.3
13	BVH VM	58,600	2.1	-0.7	1.0	1,758	680	29.1	24.2	297,894	1,641	1,651	10.9	35.7	3.0	8.5	1.6
14	NVL VM	67,000	-1.2	-8.6	N/A	1,741	589	33.8	36.6	576,756	3,396	3,059	N/A	19.7	4.4	23.1	5.3
15	MBB VM	20,100	21.8	38.6	52.9	1,518	1,713	49.8	0.0	2,535,150	1,811	1,715	-6.3	11.1	1.4	12.7	1.3
16	MWG VM	95,700	4.4	10.0	24.4	1,298	308	70.4	0.0	362,256	5,709	4,974	40.3	16.8	6.7	47.1	15.6
17	STB VM	13,750	8.7	32.9	71.9	1,093	1,804	92.7	15.7	4,341,970	233	207	-77.1	58.9	1.1	1.8	0.1
18	FPT VM	45,400	9.2	14.6	24.8	1,063	531	73.4	0.0	1,056,633	3,899	3,413	2.9	11.6	2.4	21.8	7.8
19	BHN VM	79,100	-4.2	-16.7	N/A	808	232	100.0	31.6	5,493	3,236	3,236	-9.6	24.4	3.2	13.8	8.0
20	CTD VM	216,000	6.4	9.6	21.8	733	77	89.1	4.1	101,717	20,854	20,894	88.6	10.4	2.5	28.1	15.5
21	DHG VM	126,400	30.8	54.6	99.6	729	131	31.8	0.1	225,626	4,808	4,662	22	26	5	22.1	20
22	EIB VM	12,150	9.0	12.0	30.6	659	1,229	76	0.7	292,252	343	251	661	35	1.1	3	0
23	SSI VM	26,400	10.0	23.9	38.9	570	490	57.0	44.5	4,611,697	2,133	1,698	2	12	1.5	14	7
24	HSG VM	31,400	11.1	20.4	13.5	484	350	50.2	10.5	3,362,798	5,445	4,200	120.2	5.8	2.3	42.7	12.4
25	REE VM	34,900	10.8	26.4	49.8	477	310	48.3	0.0	1,617,024	4,274	3,526	27.9	8.2	1.5	16.2	10.4
26	PNJ VM	96,500	3.3	25.8	41.3	418	98	65.3	0.0	259,542	5,654	4,383	672	17	5.4	35	17
27	KDC VM	45,700	11.2	23.2	37.7	414	206	49.8	39.9	503,857	5,672	5,714	-74.7	8.1	1.6	20.8	15.6
28	CII VM	38,400	-1.3	3.5	32.4	408	241	54.7	8.0	1,580,616	7,950	3,191	9.7	4.8	2.6	23.6	6.7
29	DPM VM	22,950	-3.6	-5.2	0.2	396	391	35.2	29.6	914,562	2,394	2,452	-25.6	9.6	1.1	9.7	9.4
30	HT1 VM	23,400	12.0	7.8	10.9	394	382	20.0	41.0	530,158	2,062	2,121	-0.2	11.3	1.7	16.0	6.7
31	BMP VM	104,900	1.8	-0.9	-2.2	379	82	61.8	2.3	220,548	6,465	7,664	20.9	16.2	3.7	29.1	23.5
32	SBT VM	33,200	31.2	38.6	35.5	371	253	53.0	42.3	3,061,604	1,111	1,148	29.3	29.9	2.9	9.0	4.4
33	HAG VM	9,050	2.7	9.2	57.9	370	927	61.3	30.6	5,232,310	-1,360	-1,291	N/A	N/A	0.5	-10.2	-2.9
34	NT2 VM	28,900	-6.8	-3.7	4.7	367	288	27.9	27.5	409,828	3,508	3,701	-5.0	8.2	1.6	20.3	8.6
35	HNG VM	10,350	-8.8	10.0	52.2	350	767	32.1	48.5	3,690,351	-1,374	-1,273	N/A	N/A	0.8	-8.8	-3.3



# DAILY MARKET RECAP

15 Jun 2017

(Continued)

No.	Ticker	Price VND	Price change (%)			Mkt. Cap US\$mln	Outs. Vol. Mln'shs	Float ratio %	Avail. FII %	Ave. daily vol. (30 days-shs)	EPS			P/E x	P/B x	ROE %	ROA %
			1M	3M	6M						T12M	Diluted	1Y Gr.				
36	KBC VM	16,200	-1.2	12.9	18.2	335	470	72.6	14.6	3,539,087	1,361	1,186	-11.6	11.9	1.0	7.5	3.9
37	GMD VM	41,000	2.6	16.1	54.4	324	179	95.6	0.0	1,314,191	2,196	2,009	-4.2	18.7	1.4	7.3	4.1
38	DCM VM	13,450	-5.3	19.6	25.1	314	529	24.3	48.1	4,440,785	1,416	1,011	N/A	9.5	1.2	9.6	4.5
39	TCH VM	18,800	-9.2	14.6	6.8	301	363	52.5	48.9	2,396,634	1,379	1,379	N/A	13.6	1.5	16.6	15.1
40	KDH VM	27,800	0.0	19.3	37.6	287	234	48.5	2.7	222,951	1,658	1,587	55.3	16.8	1.8	11.3	4.9
41	QCG VM	21,900	44.6	386.7	546.0	266	275	31.9	48.9	821,099	256	253	191.0	85.5	1.6	1.0	0.5
42	BHS VM	20,200	2.0	68.3	87.5	265	298	77.9	41.3	3,272,420	1,312	1,546	30.6	15.4	1.5	11.6	5.4
43	PPC VM	18,900	-5.0	10.5	13.9	265	318	15.0	33.0	158,912	2,665	1,724	-2.2	7.1	1.1	15.3	8.5
44	HBC VM	61,000	10.9	10.9	116.3	257	95	71.9	25.2	1,781,891	7,190	5,346	539.6	8.5	3.6	41.0	6.1
45	PDR VM	25,800	3.2	113.4	111.8	252	222	38.3	43.8	600,211	1,121	1,033	28.1	23.0	2.4	9.8	2.9
46	HCM VM	42,800	16.9	36.3	61.8	245	130	39.5	48.8	1,059,329	2,624	2,395	49.9	16.3	2.3	13.0	9.1
47	PVD VM	14,300	-10.6	-30.8	-32.9	241	383	48.1	25.0	2,162,041	-356	224	-94.1	N/A	0.4	1.0	0.5
48	VHC VM	54,800	2.4	5.4	0.2	223	92	25.5	62.6	52,085	6,096	5,922	80.9	9.0	2.1	25.4	12.9
49	TRA VM	120,100	14.4	21.3	27.5	219	41	58.1	1.0	8,739	4,867	5,081	29.0	24.7	5.4	23.3	15.8
50	DXG VM	17,000	-22.4	0.6	47.2	214	286	76.6	20.7	4,582,145	2,603	2,555	29.6	6.5	1.4	26.5	13.4
51	TLG VM	125,000	19.0	19.0	25.0	211	38	25.6	21.0	775	5,658	5,514	24.9	22	5.2	24	18
52	BIC VM	39,000	0.8	0.0	5.4	202	117	99.7	1.4	8,016	1,129.2	1,083	-27.2	34.5	2.3	6.3	2.9
53	PGD VM	50,500	12.2	27.8	52.6	200	90	49.5	45.7	66,992	1,769	2,313	-37.5	28.6	3.3	16.5	7.9
54	FLC VM	7,120	-8.5	-7.2	43.0	200	638	86.2	38.0	11,117,070	1,818	1,795	-8.0	4	0.5	14	7
55	LGC VM	23,450	9.1	-27.8	7.6	199	193	N/A	4.0	2,366	1,608	1,698	-49.5	15	1.9	13	4
56	VCF VM	167,000	-7.2	-4.6	-1.8	196	27	30.7	19.3	255	12,978	14,450	30.0	12.9	2.1	19.4	13.4
57	GTN VM	16,650	1.2	-5.4	-6.2	183	250	18.2	50.2	1,224,997	142	104	-86.3	117.6	1.5	0.9	0.6
58	DMC VM	119,500	26.1	44.0	73.2	183	35	46.3	38.0	24,800	5,224	4,856	44.3	23	4.7	20	16
59	PAN VM	40,400	-1.5	-6.9	-4.9	182	102	59.8	54.1	3,055	1,763	2,489	-1.9	23	1.8	11	7
60	NLG VM	27,700	-7.7	8.2	25.3	174	142	56.0	6.6	689,487	2,352	2,149	70.0	12	1.5	14	6
61	PVT VM	13,950	5.7	7.7	24.0	173	281	48.9	22.2	779,677	1,437.7	1,321	13	9.7	1.1	10.7	4.4
62	DRC VM	33,000	6.5	0.0	2.6	173	119	39.4	19.2	571,842	3,177.6	3,327	-8.2	10.4	2.5	24.3	13.3
63	VSH VM	16,700	-1.8	5.0	7.1	152	206	69.3	33.7	82,216	1,549	1,219	2.4	10.8	1.2	9.2	4.6
64	DIG VM	14,150	14.1	61.2	94.9	149	238	87.1	21.8	1,965,096	141	228	459	100.4	1.2	2.2	1.1
65	PC1 VM	33,500	5.8	10.3	16.1	144	98	67.0	21.2	175,969	3,486	3,486	-50.6	9.6	1.7	18.7	7.8
66	CAV VM	55,800	0.5	-8.5	13.6	142	58	51.4	45.7	62,502	4,626	4,380	43.2	12.1	4.3	30.0	11.3
67	NKG VM	32,400	10.5	36.7	35.4	141	99	26.4	18.4	633,408	7,479	6,850	286.2	4.3	2.0	46.3	10.3
68	ITA VM	3,360	-2.9	-15.2	-14.9	139	938	69.3	37.5	3,478,250	49	43	-74.1	68.6	0.3	0.4	0.3
69	ASM VM	14,200	-6.0	-11.3	-3.4	138	220	59.3	45.9	1,529,569	741	787	27.8	19.2	1.2	6.9	3.9
70	CHP VM	24,400	3.8	8.0	19.0	136	126	20.0	45.6	107,885	2,983	1,950	-21.5	8.2	1.8	15.6	8.1

Source: Bloomberg

Bloomberg: VNDS

## DISCLAIMER

This report has been prepared by VNDIRECT or one of its affiliates for distribution in Vietnam and overseas. The information herein is believed by VNDIRECT to be reliable and is based on public sources believed to be reliable. With exception of information about VNDIRECT, VNDIRECT makes no representation about the accuracy of such information.

Options, estimates and projection expressed in this report represent the current views of the author at the date of publication only. They do not necessarily reflect the opinions of VNDIRECT and are subject to change without notice. VNDIRECT has no obligation to update, amend or in any way modify this report or otherwise notify a reader thereof in the event that any of the subject matter or opinion, projection or estimate contained within it changes or becomes inaccurate.

The information herein was obtained from various sources and we do not guarantee its accuracy or completeness. Prices and availability of financial instruments are also subject to change without notice.

This published research may be considered by VNDIRECT when buying or selling proprietary positions or positions held by funds under its management. VNDIRECT may trade for its own account as a result of short-term trading suggestions from analysts and may also engage in securities transactions in a manner inconsistent with this report and opinions expressed therein.

Neither the information nor any opinion expressed in this report constitutes an offer, nor an invitation to make an offer, to buy or sell any securities or any option, futures or other derivative instruments in any jurisdiction. Nor should it be construed as an advertisement for any financial instruments.

Officers of VNDIRECT may have a financial interest in securities mentioned in this report or in related instruments. This research report is prepared for general circulation for general information only. It does not have regard to the specific investment objectives, financial situation or particular needs of any person who may receive or read this report.

Investors should note that the prices of securities fluctuate and may rise and fall. Past performance, if any, is no guide to the future. The financial instruments discussed in this report may not be suitable for all investors. Investors must make their own financial decisions based on their independent financial advisors as they believe necessary and based on their particular financial situation and investment objectives.

This report may not be copied, reproduced, published or redistributed by any person for any purpose without the express permission of VNDIRECT in writing. Please cite sources when quoting.

## ADDRESS

### Headquarter

1 Nguyen Thuong Hien Str  
Hai Ba Trung Dist, Hanoi  
T: +84 4 3972 4568  
F: +84 4 3972 4600

### HCMC Office

The 90th Pasteur Building  
90 Pasteur Str, Dist 1, HCMC  
T: +84 8 7300 0688  
F: +84 8 3914 6924

### Da Nang Office

Room 7-8-9, 3rd floor, Buu Dien Building  
155 Nguyen Van Linh Str, Da Nang City  
T: +84 511 382 1111

### Vinh - Nghe An Office

1 Lenin Str  
Vinh City, Nghe An Province  
T: +84 388 688 466  
F: +84 388 688 466

### Can Tho Office

3rd floor STS Building, 11B Hoa Binh  
Ninh Kieu, Can Tho  
T: +84 710 3766 959  
F: +84 710 3826 331

### Quang Ninh Office

1st & 2nd floor, 29-31, 25/4 Str  
Ha Long City, Quang Ninh Province  
T: +84 33 3820 818  
F: +84 33 3820 333

## CONTACTS

### Hang Tran (Ms.)

#### Director

T: +84 873 000 688 (Ext: 21168)  
E: hang.tranxuan@vndirect.com.vn

### Trung Nguyen (Mr.)

#### Sales Manager

T: +84 873 000 688 (Ext: 21068)  
E: trung.nt@vndirect.com.vn

### Giang Nguyen (Ms.)

#### Trading Manager

T: +84 873 000 688 (Ext: 21099)  
E: giang.nt@vndirect.com.vn

### Linh Nguyen (Ms.)

#### Institutional trader

T: +84 873 000 688 (Ext: 21089)  
E: linh.nn@vndirect.com.vn

### Anh Pham (Ms.)

#### Institutional trader

T: +84 873 000 688 (Ext: 21222)  
E: anh.phamnguyen@vndirect.com.vn