

Market commentary

Two main indices of Vietnam Stock Markets started the new trading week with modest gains thanks to large caps' buoy.

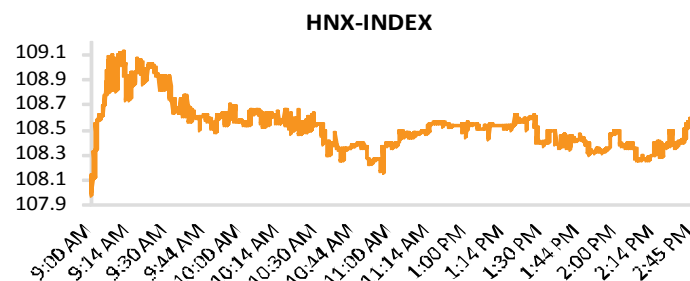
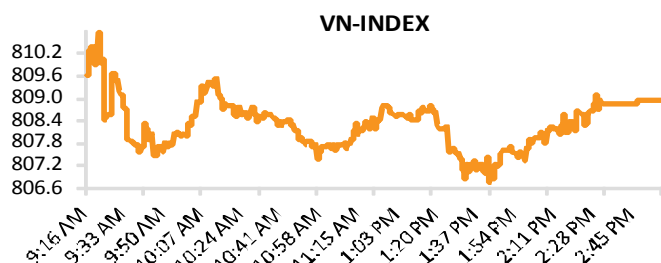
Shortly after the opening gains, VN-INDEX struggled to find direction as strong divergence happened across the blue-chips. However, in the late afternoon session, VN-INDEX successfully regained the green color and accelerated its advance on the strong support of some heavy-weighted stocks, led by MBB, BHN and VCB. Banking stocks was the most notable highlight as almost of them rallied after the positive update about their activities in the 9M2017. Specifically, VCB had a positive trading day with 0.9% growth despite strong net sold from foreign investors and alone contributed 0.68pts to the overall gains, thus positively impacting other banking stocks such as VPB, CTG and MBB. Furthermore, bullish sentiment was also boosted by the increase of Materials and Consumer Discretionary tickers, including HPG that attracted a huge attention of foreigners to increase by 1.5%. On the other hand, although Real Estate and Utilities sector was today's largest laggards (led by VIC, PLX and GAS), such decliners were far surpassed by the rallies of bullish sector. Hence, VN-INDEX landed at 808.96pts (+0.14%) with 146 gainers, 123 losers and 72 unchanged. Besides, HNX-INDEX maintained in green throughout the trading day before closing at 108.75pts (+0.71%) with 92 advancers, 78 decliners and 208 unchanged.

Most sectors rose today, led by Materials (+1.02%), Consumer Discretionary (+0.87%) and Financials (+0.53%) while only Real Estate (-0.75%), Energy (-0.74%) and Utilities (-0.23%) dropped. Regarding tickers, top index movers consisted of VCB (+0.9%), BHN (+3.1%), HPG (+1.5%), MWG (+1.3%) and CTG (+0.5%). On the contrary, top index laggards included VIC (-1.1%), BVH (-1.8%), PLX (-0.8%), GAS (-0.4%) and SSI (-3.1%). In addition, top 3 block trades were NTP with 5.31mn shares (VND392.6bn), VIB with 8.94mn shares (VND201.1bn) and MSN with 3.48mn shares (VND199.3bn). **Foreigners net sold on both exchanges with total net-selling value of VND445.5bn.** They mainly bought HPG (VND31.7bn), REE (VND9.2bn) and VCB (VND9.1bn) while they sold NTP (VND392.9bn), VCB (VND23.8bn) and VJC (VND17.6bn).

Snapshot	HOSE	HNX
Close (pts)	809.0	108.7
1 Day change (%)	0.14	0.71
Volume (mn shs)	167.6	58.5
Value (US\$m)	148.4	45.5
Gainers	146	92
Losers	123	78
Unchanged	72	208

Commodities & Currencies	Close	%chg
Gold(USD/Oz)	1,280	0.65
WTI Oil (\$/B) 1Mth	49.36	0.14
Brent Oil (\$/B) 1Mth	55.33	-0.52
USDVND	22,723	-0.09
EURVND	26,749	0.16

Source: Bloomberg



Sectors	Price	Index	P/E	P/B
(VNIndex)	1D chg	Wgt	x	x
Consumer Discretionary	0.87%	0.98	19.7	5.5
Consumer Staples	0.20%	7.24	29.14	8.17
Energy	-0.74%	3.37	15.17	2.84
Financials	0.53%	3.57	17.12	1.93
Health Care	-0.23%	0.4	26.02	4.07
Industrials	0.47%	1.03	37.19	5.23
IT	0.12%	1.12	12.15	2.41
Materials	1.02%	1.41	9.93	2.11
Real Estate	-0.75%	4.14	36.32	3.68
Utilities	-0.23%	4.81	15.29	2.87

Source: Bloomberg

Country	Close	1D chg	P/E	P/B	Market cap
Peering	Points	%	x	x	US\$b
China	3,882.2	1.19	16.57	2.02	4,234
India	9,988.8	0.09	23.32	3.02	1,099
Indonesia	5,914.9	0.16	22.97	2.50	481
Laos	1,029.8	0.77	13.09	0.88	1
Malaysia	1,764.0	0.00	16.58	1.71	252
Philippines	8,367.4	0.68	23.24	2.52	196
Taiwan	10,532.8	0.14	16.22	1.80	1,025
Thailand	1,692.2	-0.22	17.30	2.05	499
Vietnam	809.0	0.14	16.13	2.34	91

Source: Bloomberg

9-Oct

Market News

Oil traded near US\$50 a barrel as OPEC hinted “extraordinary” measures may be adopted to restore market stability. Futures rose 0.2% in New York after losing 3% Friday. Oil producers led by OPEC and Russia are succeeding in re-balancing the market but more measures may be needed to sustain the stabilization process, said OPEC Secretary General Mohammad Barkindo. Royal Dutch Shell Plc and Chevron Corp. are among companies working to restore energy operations as Hurricane Nate weakened on Sunday after making landfall near Biloxi, Mississippi. Oil on Friday capped the steepest weekly decline since May on speculation rising global output may offset supply cuts led by members of the OPEC. There’s a “growing consensus” that to sustain the re-balancing process “some extraordinary measures may have to be taken,” Barkindo said on Sunday in New Delhi. *(Bloomberg)*

Banking sector recorded an estimated EAT of VND47trl (+39% YoY) in 9M2017, mainly driven by credit and service activities according to National Financial Supervisory Commission of Vietnam. Specifically, net profit from credit activity surged by 15.9% and net interest margin (NIM) grew by 2.8% (vs. 2016’s figure of 2.7%). Furthermore, income before loan loss provision enhanced by 30.2% YoY while the ratio of loan loss provision over pre-provision income reduced to 49% (vs. 2016’s figure of 53%). Lending activity improved significantly with 9M2017 credit growth of 11.5% as compared to 2016 and credit growth (including corporate bonds) reached 12.9% (vs. 2016’s figure of 12.5%). *(Ndh.vn)*

Vietnam Jan-Sep budget deficit was seen at VND61.5trl. Vietnam Jan-Sep state revenue rises 13.9% YoY, or 69.5% of full-year goal, according to National Financial Supervisory Commission. For further information, Jan-Sep state spending rose 6.6% YoY, or 65.1% of full-year goal. *(Bloomberg)*

Vietnam September’s trade surplus was at US\$1.1bn. The country’s September exports were at US\$19.34bn (-2.1% MoM) while September’s imports were at US\$18.24bn (+0.3% MoM), according to Vietnam’s General Customs Department. For further information, Jan-Sep exports rose 20% YoY to US\$154.32bn while Jan-Sep imports rose 22.7% YoY to US\$153.99bn. *(Bloomberg)*

JSC Bank for Investment and Development of Vietnam (BID VN) - share issuance: BID will offer 10mn new shares via auction and issue another 4.6mn shares to pay for 2017 dividend, citing information from shareholders’ meeting. Registered capital will be raised to over VND1trl after the new share issuance. No time frame was provided for the issuance. *(Bloomberg)*

Corporate News

Hoa Phat Group Joint Stock Company (HPG VN) – treasury share repurchase: HPG has successfully repurchased 31,825 ESOP shares from former employees from Sep 11 to Oct 04. Thus, the total number of treasury shares increased from 137,502 shares to 169,327 shares. *(Cafef.vn)*

Sai Gon Thuong Tin Commercial Joint Stock Bank (STB VN) – business activity: Oct 17 and Oct 18 will be the ex-date and record date, respectively, for seeking shareholders’ approval on the reward scheme for STB’s employees for surpassing the company’s 2017 goal of EBT. *(Hsx.vn)*

Lien Viet Post Joint Stock Commercial Bank (LPB VN - UPCOM) - shareholders' activities: Vice Chairman Pham Doan Son and Ms. Hoang Phuong Thao, wife of Chairman Nguyen Duc Huong, have registered to purchase 500,000 LPB shares and 1mn LPB shares, respectively, via order-matching and put-through methods from Oct 10 to Nov 08. If successful, their stakes will increase from 11,783,755 shares (1.82%) to 12,283,755 shares and from 858,302 shares (0.13%) to 1,858,302 shares, correspondingly. (*Cafef.vn*)

Vietnam International Commercial Joint Stock Bank (VIB VN - UPCOM) - business activity: VIB has announced to terminate its 2017 plan of raising charter capital by paying stock dividends and issuing ESOP shares. Instead, VIB will repurchase a maximum of 57mn shares (equivalent to 10.1% of the bank's charter capital) via order-matching or put-through methods using its capital surplus, retained earnings, and other sources of fund. The transaction is expected to complete before Dec 31. (*Vietstock.vn*)

Thanh Thanh Cong Tay Ninh JSC (SBT VN) - business activity: SBT has issued a BoD Resolution on upcoming AGM to seek shareholders' approval on several changes following the merger with Bien Hoa Sugar JSC. Specifically, the company is planning to modify its business line in order to adjust the FOL, knowing that the foreign investors group currently holds a 6.79% stake. Alongside, SBT will also discuss other issues regarding changing the company's name, appointing additional BoD members, and issuing ESOP shares (*Ndh.vn*)

Ground Services Joint Stock Company (SGN VN) – shareholder's activity: Saigon Securities Incorporation (SSI) bought 2.4mn SGN shares on Sep 29. Thus, the organization increased its stake from 1,140,186 shares (4.76%) to 3,590,506 shares (14.98%). (*Ndh.vn*)

National Seed Joint Stock Company (NSC VN) – shareholder's activity: Supervisory Board member Do Tien Sy sold 2,070 shares via order-matching methods from Sep 07 to Oct 05, thus reducing his stake from 29,812 shares to 27,742 shares. (*Hsx.vn*)

City Auto Corporation (CTF VN) – dividend payment: Oct 27 and Oct 30 will be the ex-date and record date, respectively, for receiving 2016 cash dividend of VND1,000/share. The payment date will be Nov 20. (*Hsx.vn*)

An Giang Port JSC (CAG VN) - stock listing: Hanoi Stock Exchange (HNX) has approved the listing of 13.8mn CAG shares on HNX. For further information, CAG has a charter capital of VND138bn with State Capital Investment Corporation (SCIC) holding the largest stake of 52.98%. In 1H2017, the company recorded VND36bn in net revenue (-10% YoY), VND2.4bn in EAT (-55% YoY). (*Ndh.vn*)

Vietnam Industrial Construction Corporation (VINAINCON - unlisted) - stock listing: Hanoi Stock Exchange (HNX) has approved the listing of 55mn VINAINCON shares on Unlisted Public Company Market (UPCOM) under the ticker VVN. For further information, in 1H2017, VINAINCON posted revenue of VND1.795tr and a loss in EAT of VND47.4bn, contributing to the accumulated loss of over VND797bn. The loss was mainly due to its subsidiary - Quang Son Cement Company Limited. (*Cafef.vn*)

Tan Binh Import-Export Joint Stock Corporation (TIX VN) – shareholder's activity: Supervisory Board member Vo Chi Thanh has successfully sold 40,000 shares via put-through and order-matching methods on Oct 03. Thus, he reduced his stake from 113,920 shares (0.43%) to 73,920 shares (0.28%). (*Hsx.vn*)

Hoang Huy Investment Financial Services JSC (TCH VN) - treasury share repurchase: TCH's BoD has announced the plan to repurchase 18mn TCH shares using retained earnings and capital surplus (if any) upon Sep 30. The transaction will take place during 30 days after receiving approval from State Securities Commission (SSC). (*Hsx.vn*)

Duc Giang - Lao Cai Chemicals Joint Stock Company (DGL VN) – M&A activity: DGL has announced the share swaps with Lao Cai Fertilizer Company (unlisted) and Bao Thang Chemistry JSC (unlisted) at the ratio of 1:1 (equivalent to 36.5mn shares) and 1:0.8 (equivalent to 16.88mn shares), respectively. Oct 19 and Oct 20 will be ex-date and the record date, correspondingly, for the share swaps. (*Ndh.vn*)

South Basic Chemicals JSC (CSV VN) - dividend payment: Oct 31 and Nov 01 will be the ex-date and record date, respectively, for receiving the second 2017 cash dividend of VND600/share (est. dividend yield of 1.8%). The payment will be made on Nov 27. (*Hsx.vn*)

Thuong Phu Coffee JSC (CTP VN) - shareholder's activity: Chairman Vo Van Thang has registered to purchase 500,000 CTP shares via order-matching and put-through methods from Oct 10 to Nov 08. If successful, his stake will increase from 590,000 shares (5.9%) to 1,090,000 shares. (*Hnx.vn*)

MARKET MOVEMENTS

HOSE					
Top gainers					VND
Ticker	Last Price	Chg	%chg	Vol.	Index impact
HAI	9,250	600	6.9	8.00MLN	0.028
HVX	4,500	290	6.9	10	0.004
LGC	25,000	1,600	6.8	1,050	0.122
VNL	20,400	1,300	6.8	4,270	0.005
HTV	14,950	950	6.8	3,250	0.005

Top losers					
Ticker	Last Price	Chg	%chg	Vol.	Index impact
RIC	7,540	ting Data...	-6.9	560	ting Data...
DTA	7,450	-550	-6.9	1,930	-0.003
KAC	17,700	-1,300	-6.8	10	-0.012
TIE	8,410	-590	-6.6	10	-0.002
CCL	3,850	-270	-6.6	377,450	-0.004

Top index movers					
Ticker	Last Price	Chg	%chg	Vol.	Index impact
VCB	39,400	350	0.9	2.50MLN	0.498
BHN	134,000	4,000	3.1	18,660	0.367
HPG	39,450	600	1.5	2.18MLN	0.360
MWG	119,000	1,500	1.3	391,870	0.183
CTG	19,200	100	0.5	1.70MLN	0.147

Top index laggards					
Ticker	Last Price	Chg	%chg	Vol.	Index impact
VIC	52,000	ting Data...	-1.1	655,850	-0.626
BVH	53,100	-1,000	-1.9	472,570	-0.269
PLX	61,200	-500	-0.8	174,990	-0.256
GAS	67,500	-300	-0.4	375,540	-0.227
SSI	24,750	200	-3.1	3.95MLN	-0.155

Top active volume					
Ticker	Last Price	Chg	%chg	Vol.	Index impact
FLC	7,500	ting Data...	1.5	13.43MLN	ting Data...
HAI	9,250	600	6.9	8.00MLN	0.028
MBB	23,200	100	0.4	5.61MLN	0.068
FIT	8,150	-360	-4.2	4.47MLN	-0.036
HQC	3,140	-50	-1.6	4.47MLN	-0.009

HNX					
Top gainers					VND
Ticker	Last Price	Chg	%chg	Vol.	Index impact
CTP	16,500	ting Data...	10.0	1.28MLN	ting Data...
TMB	7,700	700	10.0	200	0.000
BXH	23,300	2,100	9.9	2,000	0.000
DAD	20,200	1,800	9.8	22,300	0.000
VC2	16,900	1,500	9.7	53,775	0.000

Top losers					
Ticker	Last Price	Chg	%chg	Vol.	Index impact
BTS	5,400	ting Data...	-10.0	4,100	ting Data...
SJ1	18,900	-2,100	-10.0	600	0.000
MEL	10,900	-1,200	-9.9	7,200	0.000
DST	38,300	-4,200	-9.9	490,060	0.000
TTH	8,400	-900	-9.7	509,640	0.000

Top index movers					
Ticker	Last Price	Chg	%chg	Vol.	Index impact
ACB	31,900	600	1.9	3.06MLN	0.530
SHB	8,200	200	2.5	16.14MLN	0.199
OCH	9,500	800	9.2	4,300	0.064
PIV	48,200	2,200	4.8	811,350	0.044
DL1	24,100	700	3.0	47,300	0.041

Top index laggards					
Ticker	Last Price	Chg	%chg	Vol.	Index impact
DST	38,300	-4,200	-9.9	490,060	-0.155
VCS	197,100	-3,100	-1.6	73,362	-0.071
KLF	3,900	-200	-4.9	7.28MLN	-0.036
SJ1	18,900	-2,100	-10.0	600	-0.031
PVS	15,900	-100	-0.6	1.64MLN	-0.026

Top active volume					
Ticker	Last Price	Chg	%chg	Vol.	Index impact
SHB	8,200	200	2.5	16.14MLN	0.000
KLF	3,900	-200	-4.9	7.28MLN	0.000
NTP	71,800	-200	-0.3	5.36MLN	0.000
ACB	31,900	600	1.9	3.06MLN	0.000
VCG	21,100	300	1.4	2.28MLN	0.000

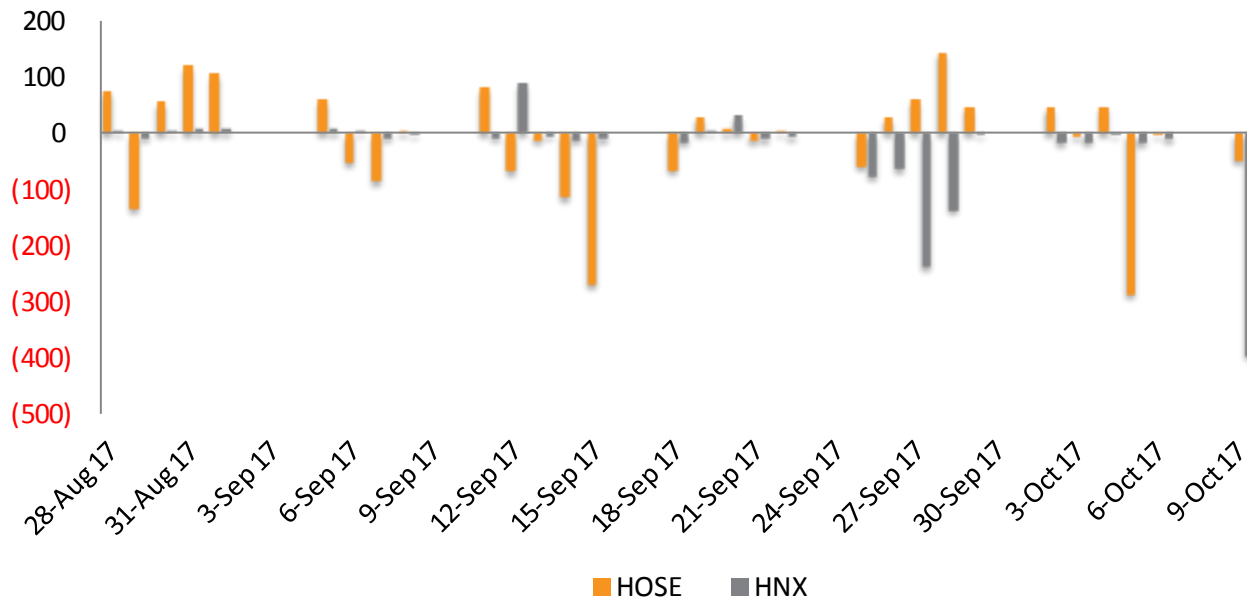
Source: Bloomberg 9-Oct

FOREIGN ACTIVITIES

Volume (Mn'shs)	HOSE	d/d	HNX	d/d	Value (VND'bn)	HOSE	d/d	HNX	d/d
BUY	3.4	-58.1%	0.5	-43.5%	BUY	104.8	-68.1%	8.7	5.6%
% of market	2.0%		0.9%		% of market	3.1%		0.8%	
SELL	4.3	-41.8%	6.1	563.9%	SELL	152.8	-53.7%	406.2	1919.4%
% of market	2.6%		10.5%		% of market	4.6%		39.3%	
NET BUY (SELL)	(0.88)		(5.6)		NET BUY (SELL)	(48.0)		(397.6)	

Source: HSX, HNX

Foreign net buy/sell (30 days) in VND'bn



2017 ACCUMULATION

Volume (Mln'shs)	HOSE % of 2016	HNX % of 2016	Value (VND'bn)	HOSE % of 2016	HNX % of 2016				
BUY	2,116.3	85.9%	232.6	59.0%	BUY	86,517.1	94.8%	3,358.4	53.9%
% of market	6.0%		2.2%		% of market	12.2%		3.0%	
SELL	2,088.5	78.2%	256.5	78.2%	SELL	73,219.6	74.0%	4,298.0	84.5%
% of market	5.9%		2.4%		% of market	10.3%		3.8%	
NET BUY (SELL)	27.8		(23.9)		NET BUY (SELL)	13,298		(939.7)	

Source: HSX, HNX

FOREIGN ACTIVITIES

HOSE					
Top buy by foreigners (value)					VND'bn
Ticker	Last Price	Chg	%chg	Value	Index impact
HPG	39,450	600	1.54	31.7	0.360
REE	34,800	250	0.72	9.2	0.031
VCB	39,400	350	0.90	9.1	0.498
GAS	67,500	-300	-0.44	7.8	-0.227
QCG	17,100	-400	-2.29	5.0	-0.044

HNX					
Top buy by foreigners (value)					VND'bn
Ticker	Last Price	Chg	%chg	Value	Index impact
HUT	11,700	0	0.00	2.4	0.000
NTP	71,800	-200	-0.28	1.9	0.000
SJC	13,800	1,200	9.52	0.7	0.000
BVS	19,300	-100	-0.52	0.4	0.000
DAD	20,200	1,800	9.78	0.4	0.000

Top sell by foreigners (value)						VND'bn
Ticker	Last Price	Chg	%chg	Value	Index impact	
VCB	39,400	350	0.90	23.8	0.498	
VJC	105,800	500	0.47	17.6	0.064	
HPG	39,450	600	1.54	16.4	0.360	
KBC	13,500	-500	-3.57	11.0	-0.094	
VNM	148,900	-100	-0.07	10.5	-0.057	

Top sell by foreigners (value)						VND'bn
Ticker	Last Price	Chg	%chg	Value	Index impact	
NTP	71,800	-200	-0.28	392.9	0.000	
PVS	15,900	-100	-0.63	8.5	0.000	
SHS	18,800	300	1.62	3.3	0.000	
BVS	19,300	-100	-0.52	0.4	0.000	
DAD	20,200	1,800	9.78	0.2	0.000	

Top net buy by foreigners (value)						VND'bn
Ticker	Last Price	Chg	%chg	Value	Index impact	
HPG	39,450	600	1.54	15.3	0.360	
QCG	17,100	-400	-2.29	5.0	-0.044	
DPM	22,800	100	0.44	4.6	0.015	
SBT	24,700	200	0.82	3.4	0.020	
CII	33,100	550	1.69	2.0	0.061	

Top net buy by foreigners (value)						VND'bn
Ticker	Last Price	Chg	%chg	Value	Index impact	
HUT	11,700	0	0.00	2.4	0.000	
SJC	13,800	1,200	9.52	0.7	0.000	
MAS	93,500	1,000	1.08	0.3	0.000	
SHB	8,200	200	2.50	0.3	0.000	
VGC	22,500	-100	-0.44	0.3	0.000	

Top net sell by foreigners (value)						VND'bn
Ticker	Last Price	Chg	%chg	Value	Index impact	
VJC	105,800	500	0.47	-17.1	0.064	
VCB	39,400	350	0.90	-14.7	0.498	
KBC	13,500	-500	-3.57	-10.8	-0.094	
VNM	148,900	-100	-0.07	-9.2	-0.057	
MSN	57,200	100	0.18	-7.1	0.046	

Top net sell by foreigners (value)						VND'bn
Ticker	Last Price	Chg	%chg	Value	Index impact	
NTP	71,800	-200	-0.28	-390.91	0.000	
PVS	15,900	-100	-0.63	-8.47	0.000	
SHS	18,800	300	1.62	-3.25	0.000	
SAF	65,000	-2,000	-2.99	-0.12	0.000	
INN	67,000	500	0.75	-0.10	0.000	

Source: Bloomberg, HOSE, HNX

DAILY MARKET RECAP

9 October 2017

TOP 70 MARKET CAPS SNAPSHOT ON HOSE

No.	Ticker	Price VND	Price change (%)			Mkt. Cap US\$mIn	Outs. Vol. Mln'shs	Float ratio %	Avail. Fil %	Ave. daily vol. (30 days-shs)	EPS			P/E x	P/B x	ROE %	ROA %
			1M	3M	6M						T12M	Diluted	1Y Gr.				
1	VNM VM	148,900	-0.1	-3.4	4.4	9,510	1,451	57.8	44.7	560,699	6,333	5,831	19.9	23.5	8.8	38.9	33.1
2	SAB VM	260,100	-7.7	23.9	26.9	7,340	641	10.4	39.1	23,080	7,178	6,442	37.3	36.2	12.1	33.8	21.5
3	VCB VM	39,400	4.5	1.8	7.1	6,238	3,598	22.9	9.3	1,622,479	1,788	1,566	6.0	22.0	2.7	12.8	1.0
4	VIC VM	52,000	2.8	23.8	23.8	6,036	2,638	52.3	19.0	1,165,464	1,203	1,178	111.2	43.2	4.7	9.8	1.5
5	GAS VM	67,500	0.3	11.2	18.0	5,684	1,913	4.2	45.7	530,325	4,184	3,548	-18.8	16.1	3.3	20.3	13.4
6	CTG VM	19,200	2.4	-3.5	6.7	3,146	3,723	15.8	0.0	1,363,615	1,970	1,457	20.6	9.7	1.2	12.3	0.8
7	PLX VM	61,200	-8.5	-11.9	N/A	3,121	1,159	100.0	11.0	737,154	3,883	4,254	43.0	15.8	3.2	21.5	7.8
8	BID VM	20,000	-1.7	-1.0	17.0	3,009	3,419	4.4	28.2	1,952,186	1,813	1,354	-5.1	11.0	1.5	14.1	0.6
9	MSN VM	57,200	7.5	37.0	20.9	2,890	1,148	43.9	20.1	637,009	1,963	2,481	86.5	29.1	3.6	13.0	3.3
10	HPG VM	39,450	9.7	19.5	32.3	2,634	1,517	58.9	9.2	4,016,858	5,182	4,470	82.3	7.6	2.6	34.9	20.9
11	VPB VM	37,450	-2.0	N/A	N/A	2,468	1,497	100.0	0.0	729,998	4,485	4,485	37.1	8.4	1.8	25.4	1.9
12	ROS VM	111,400	-6.6	34.2	-27.6	2,319	473	27.0	47.2	3,120,365	1,033	1,033	N/A	107.9	10.8	11.7	7.4
13	VJC VM	105,800	13.7	17.9	14.7	2,101	451	64.7	3.6	719,045	6,233	6,233	-24.9	17.0	9.8	68.7	14.3
14	MBB VM	23,200	7.1	13.8	58.7	1,836	1,798	48.9	0.0	3,393,103	1,875	1,633	-6.3	12.4	1.6	13.5	1.3
15	NVL VM	61,400	2.3	-8.9	-12.8	1,683	623	29.5	39.7	1,913,892	3,396	3,059	N/A	18.1	4.0	23.1	5.3
16	MWG VM	119,000	8.7	15.5	42.5	1,611	308	72.4	0.0	441,105	5,949	4,974	40.3	20.0	7.8	46.6	16.0
17	BVH VM	53,100	-3.6	-9.2	-8.9	1,590	680	29.1	24.5	214,580	2,101	1,651	10.9	25.3	2.6	10.7	1.9
18	BHN VM	134,000	56.0	73.8	50.6	1,367	232	100.0	31.4	56,114	3,236	3,236	-9.6	41.4	5.5	13.8	8.0
19	FPT VM	48,800	2.3	0.4	19.4	1,140	531	70.5	0.0	815,378	3,887	3,413	2.9	12.6	2.6	21.5	7.7
20	STB VM	12,450	6.9	-4.2	-5.3	988	1,804	94.6	15.3	2,194,831	292	49	-89.0	42.6	1.0	2.3	0.2
21	CTD VM	203,000	-3.1	-5.6	0.0	684	77	89.0	2.4	44,935	20,254	20,894	88.6	10.0	2.4	29.1	14.6
22	EIB VM	12,000	-0.8	-7.7	-1.6	649	1,229	75.6	0.2	282,423	468	251	660.6	25.7	1.1	4.3	0.4
23	SBT VM	24,700	-19.1	-30.1	-2.4	605	557	72.1	18.0	1,603,798	1,209	1,176	2.4	20.4	2.0	10.3	4.6
24	DHG VM	104,600	-0.9	-12.9	16.8	602	131	31.8	0.0	87,167	5,001	4,662	21.7	20.9	4.9	24.9	19.8
25	GMD VM	44,100	6.8	2.3	32.2	559	288	59.6	0.0	849,861	2,071	2,009	-4.2	21.3	2.1	6.9	4.0
26	SSI VM	24,750	-0.8	-10.0	6.7	534	490	57.0	48.1	2,186,209	2,166	1,698	2.4	11.4	1.4	13.4	7.0
27	PNJ VM	110,900	1.2	12.0	49.1	528	108	64.5	0.0	204,149	6,190	4,383	671.7	17.9	6.3	37.9	17.5
28	REE VM	34,800	-1.1	-6.5	31.1	475	310	48.3	0.0	1,137,391	4,895	3,526	27.9	7.1	1.5	22.3	14.1
29	HSG VM	28,200	-1.6	-13.0	-4.7	434	350	52.3	21.4	2,112,641	4,577	4,200	120.2	6.2	2.0	36.4	11.7
30	DPM VM	22,800	-1.3	-2.6	-4.0	393	391	35.2	28.1	554,661	1,925	2,452	-25.6	11.8	1.1	9.7	7.8
31	KDC VM	40,100	-4.4	-13.8	-0.2	363	206	49.8	39.2	282,789	6,820	5,714	-74.7	5.9	1.2	23.5	15.6
32	KDH VM	25,100	2.9	1.6	16.2	362	328	63.7	3.3	96,191	1,511	1,387	55.3	16.6	1.8	11.3	5.2
33	CII VM	33,100	2.0	-11.5	-13.4	359	246	58.6	7.1	961,282	8,792	3,191	9.7	3.8	1.6	47.7	12.5
34	NT2 VM	27,750	9.7	-5.1	-12.6	352	288	27.9	29.0	320,297	2,816	3,701	-5.0	9.9	1.6	16.3	7.8
35	HBC VM	61,200	7.2	14.0	53.0	347	129	70.8	25.5	1,487,502	6,301	3,960	539.6	9.7	4.3	53.4	7.1

DAILY MARKET RECAP

9 October 2017

(Continue)

No. Ticker	Price VND	Price change (%)			Mkt. Cap US\$mIn	Outs. Vol. Mln'shs	Float ratio %	Avail. Fil %	Ave. daily vol. (30 days-shs)	EPS			P/E x	P/B x	ROE %	ROA %
		1M	3M	6M						T12M	Diluted	1Y Gr.				
36 HAG VM	8,340	-0.8	-7.3	-9.8	340	927	61.3	37.4	2,098,405	475	-1,439	N/A	17.5	0.5	2.8	0.8
37 HNG VM	9,750	6.2	-2.5	-15.6	329	767	35.1	48.1	1,273,390	714	-1,298	N/A	13.7	0.7	5.2	1.7
38 DCM VM	14,000	3.7	-3.1	35.9	326	529	24.4	46.8	1,447,512	1,516	1,011	N/A	9.2	1.2	13.5	6.4
39 VCI VM	59,100	3.0	2.6	N/A	312	120	91.9	17.1	80,160	3,854	3,854	-18.8	15.3	5.1	31.9	12.1
40 PDR VM	31,000	10.7	10.3	65.5	303	222	38.3	48.3	1,187,115	1,356	1,033	28.1	22.9	2.7	12.5	3.4
41 PPC VM	20,100	-1.5	-1.5	18.2	281	318	15.0	32.8	198,812	4,688	1,724	-2.2	4.3	1.2	29.6	15.4
42 KBC VM	13,500	-10.3	-18.7	-10.0	279	470	75.2	17.4	1,883,940	1,232	1,186	-11.6	11.0	0.8	7.4	4.0
43 BMP VM	74,600	3.2	-24.3	-31.1	269	82	61.8	55.9	461,421	6,230	7,664	20.9	12.0	2.6	23.0	19.3
44 DXG VM	20,600	1.2	21.2	3.5	259	286	71.5	19.7	3,675,426	2,087	2,555	29.6	9.9	1.8	23.7	10.3
45 TCH VM	16,150	3.9	-18.8	-9.8	258	363	52.5	48.6	1,007,110	1,379	1,379	N/A	11.7	1.3	16.6	15.1
46 HT1 VM	14,950	-7.1	-34.0	-34.9	251	382	20.0	43.6	683,092	1,736	2,121	-0.2	8.6	1.1	13.3	5.6
47 HCM VM	43,000	12.0	-4.4	28.0	245	130	38.0	46.0	387,450	3,032	2,395	49.9	14.2	2.2	16.3	9.0
48 VCF VM	200,000	0.6	-5.2	25.0	234	27	30.7	19.3	254	13,794	14,450	30.0	14.5	2.4	18.3	12.9
49 PVD VM	13,850	1.8	3.4	-30.9	233	383	48.1	30.0	2,692,940	-513	224	-94.1	N/A	0.4	-1.5	-0.8
50 TLG VM	97,800	-1.2	-9.1	27.1	214	50	25.6	72.0	1,855	4,704	4,242	24.9	20.8	4.9	24.7	17.7
51 TRA VM	116,500	3.1	-6.0	21.6	213	41	57.9	1.0	13,337	5,279	5,081	29.0	22.1	4.9	23.4	16.0
52 LGC VM	25,000	16.3	9.2	1.8	212	193	N/A	4.0	203	1,558	1,698	-49.5	16.0	2.0	12.5	3.6
53 FLC VM	7,500	-0.9	4.7	-7.7	211	638	86.2	39.7	18,651,370	945	1,795	-8.0	7.9	0.6	7.8	3.6
54 VHC VM	51,100	13.1	-11.9	-7.1	208	92	25.1	61.4	82,873	5,425	5,922	80.9	9.4	1.8	20.6	9.6
55 QCG VM	17,100	-19.5	-27.2	163.1	207	275	32.1	48.4	417,150	860	163	87.6	19.9	1.2	6.0	2.6
56 GTN VM	17,250	10.6	1.5	9.2	190	250	18.4	51.2	831,268	127	104	-86.3	135.6	1.6	1.3	0.9
57 PAN VM	36,000	-5.3	1.0	-1.9	186	118	59.8	54.0	6,481	1,447	2,164	-1.9	24.9	1.7	7.2	4.0
58 NLG VM	26,300	-4.5	-7.7	5.9	182	157	56.2	6.2	856,603	3,325	1,954	70.0	7.9	1.5	20.1	7.9
59 PVT VM	14,600	-2.0	0.3	11.9	181	281	48.9	19.0	229,685	1,278	1,321	12.9	11.4	1.2	10.3	4.1
60 BIC VM	34,000	-4.1	-12.5	-14.7	175	117	99.7	1.5	12,280	1,090	1,083	-27.2	31.2	2.0	6.4	2.7
61 BWE VM	25,950	0.2	N/A	N/A	171	150	20.3	48.9	385,094	1,606	1,606	N/A	16.2	1.4	8.7	3.0
62 DIG VM	16,100	2.5	4.5	83.0	169	238	86.9	23.2	807,038	281	228	459.2	57.4	1.4	2.4	1.1
63 ITA VM	4,080	0.5	-11.3	16.6	168	938	71.0	38.2	2,619,425	48	43	-74.1	84.3	0.4	0.4	0.4
64 DMC VM	107,500	-1.4	-17.8	22.2	164	35	46.3	37.0	5,559	5,597	4,856	44.3	19.2	4.1	22.9	18.1
65 VSH VM	17,800	-0.6	3.5	13.0	162	206	69.3	33.4	51,285	1,490	1,219	2.4	11.9	1.3	11.1	5.3
66 PTB VM	141,000	5.6	25.9	25.3	161	26	59.5	34.6	115,268	10,347	8,863	58.8	13.6	4.3	37.0	16.6
67 NKG VM	35,950	8.8	4.4	25.4	158	100	27.1	70.0	465,074	6,296	6,850	286.2	5.7	1.9	39.5	9.4
68 PGD VM	39,500	-5.7	-25.5	2.1	156	90	49.5	20.8	3,205	1,059	2,313	-37.5	37.3	2.8	6.9	3.9
69 CHP VM	27,400	4.0	-0.4	19.7	152	126	20.0	45.8	89,404	3,504	1,950	-21.5	7.8	2.1	29.3	15.2
70 PC1 VM	34,300	-2.3	-3.7	14.3	148	98	67.0	17.8	148,623	3,486	3,486	-50.6	9.8	1.7	18.7	7.8

Source: Bloomberg

DISCLAIMER

This report has been prepared by VNDIRECT or one of its affiliates for distribution in Vietnam and overseas. The information herein is believed by VNDIRECT to be reliable and is based on public sources believed to be reliable. With exception of information about VNDIRECT, VNDIRECT makes no representation about the accuracy of such information.

Options, estimates and projection expressed in this report represent the current views of the author at the date of publication only. They do not necessarily reflect the opinions of VNDIRECT and are subject to change without notice. VNDIRECT has no obligation to update, amend or in any way modify this report or otherwise notify a reader thereof in the event that any of the subject matter or opinion, projection or estimate contained within it changes or becomes inaccurate.

The information herein was obtained from various sources and we do not guarantee its accuracy or completeness. Prices and availability of financial instruments are also subject to change without notice.

This published research may be considered by VNDIRECT when buying or selling proprietary positions or positions held by funds under its management. VNDIRECT may trade for its own account as a result of short-term trading suggestions from analysts and may also engage in securities transactions in a manner inconsistent with this report and opinions expressed therein.

Neither the information nor any opinion expressed in this report constitutes an offer, nor an invitation to make an offer, to buy or sell any securities or any option, futures or other derivative instruments in any jurisdiction. Nor should it be construed as an advertisement for any financial instruments.

Officers of VNDIRECT may have a financial interest in securities mentioned in this report or in related instruments. This research report is prepared for general circulation for general information only. It does not have regard to the specific investment objectives, financial situation or particular needs of any person who may receive or read this report.

Investors should note that the prices of securities fluctuate and may rise and fall. Past performance, if any, is no guide to the future. The financial instruments discussed in this report may not be suitable for all investors. Investors must make their own financial decisions based on their independent financial advisors as they believe necessary and based on their particular financial situation and investment objectives.

This report may not be copied, reproduced, published or redistributed by any person for any purpose without the express permission of VNDIRECT in writing. Please cite sources when quoting.

ADDRESS

Headquarter

1 Nguyen Thuong Hien Str
Hai Ba Trung Dist, Hanoi
T: +84 4 3972 4568
F: +84 4 3972 4600

HCMC Office

The 90th Pasteur Building
90 Pasteur Str, Dist 1, HCMC
T: +84 28 7300 0688
F: +84 28 3914 6924

Da Nang Office

Room 7-8-9, 3rd floor, Buu Dien Building
155 Nguyen Van Linh Str, Da Nang City
T: +84 511 382 1111

Vinh - Nghe An Office

1 Lenin Str
Vinh City, Nghe An Province
T: +84 388 688 466
F: +84 388 688 466

Can Tho Office

3rd floor STS Building, 11B Hoa Binh
Ninh Kieu, Can Tho
T: +84 710 3766 959
F: +84 710 3826 331

Quang Ninh Office

1st & 2nd floor, 29-31, 25/4 Str
Ha Long City, Quang Ninh Province
T: +84 33 3820 818
F: +84 33 3820 333