

Market commentary

Vietnam Stock Markets witnessed unexpected reversal in the late session and closed modestly higher. Strong selling pressure on blue-chips (especially VNM, VIC and BID) caused VN-INDEX to sink in red in early trade. Although the index quickly bounced off a low of 788.89pts, trading on HOSE remained sluggish throughout the rest of the morning. Meanwhile, WTI crude oil price rising nearly 3% last night was the main motivation for Utilities and Energy sectors' buoyancy. In the afternoon, VN-INDEX suddenly gained steam and extended gains rapidly thanks to the trio of bullish large caps SAB, VPB and ROS. The biggest contributors belonged to Materials, Food & Beverages and Construction sectors. SAB became today's largest buoy adding 2.02pts to the index. ROS, HPG and GAS were also among top performers. In contrast, VNM suffered miserably under the overwhelming profit-taking and weakening demand. Moreover, most Financial tickers (except EIB and VPB) dropped, driven lower by BID, CTG, VCB and STB. Finally, VN-INDEX closed at 793.55pts (+0.16%) with 92 advancers, 167 decliners and 81 unchanged. Following that, HNX-INDEX reversed intraday losses remarkably to gain 0.12pts (+0.11%) and ended at 104.50pts with 86 gainers, 106 losers and 187 unchanged.

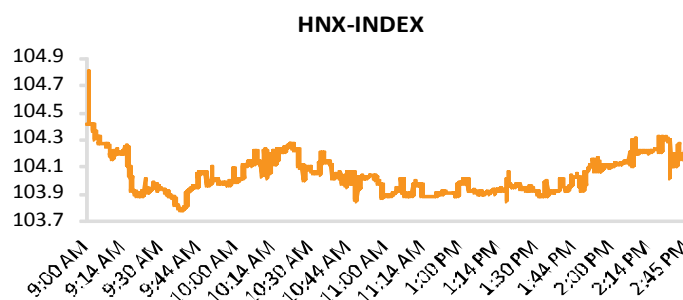
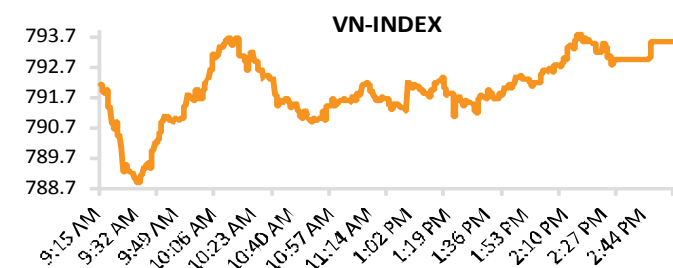
Materials (+0.93%), Consumer Staples (+0.57%) and Industrials (+0.23%) increased noticeably whereas Health Care (-1.32%), IT (-0.54%) and Real Estate (-0.19%) decreased. Furthermore, top index movers included SAB (+3.14%), VPB (+4.81%), ROS (+1.74%), HPG (+1.69%), and GAS (+0.62%). On the other hand, top index laggard consisted of VNM (-1.05%), BID (-1.67%), CTG (-0.79%), VCB (-0.39%), and VIC (-0.40%). Top 3 block trades consisted of MSN with 1.8mn shares (VND87.8bn), NVL with 1.2mn shares (VND74.1bn) and VCS with 137,000 shares (VND22.1bn).

Foreigners net sold on HOSE with net-selling value of VND52.5bn and net bought on HNX with net-buying value of VND1.5bn. They mainly bought HPG (VND70.5bn), PLX (VND24.8bn) and VIC (VND21bn) while sold HPG (VND82.1bn), NVL (VND37.1bn) and VIC (VND22.6bn).

Snapshot	HOSE	HNX
Close (pts)	793.6	104.5
1 Day change (%)	0.16	0.11
Volume (mn shs)	155.7	41.4
Value (US\$m)	157.8	24.7
Gainers	92	86
Losers	167	106
Unchanged	81	187

Commodities & Currencies	Close	%chg
Gold(USD/Oz)	1,341	0.03
WTI Oil (\$/B) 1Mth	48.96	0.62
Brent Oil (\$/B) 1Mth	53.96	1.09
USDVND	22,726	0.01
EURVND	27,272	-0.26

Source: Bloomberg



Sectors	Price	Index	P/E	P/B
(VNIndex)	1D chg	Wgt	x	x
Consumer Discretionary	-0.16%	0.87	18.87	5.2
Consumer Staples	0.57%	7.59	28.23	8.36
Energy	0.03%	3.77	17.88	3.15
Financials	-0.07%	3.51	16.84	1.98
Health Care	-1.32%	0.4	26.21	3.99
Industrials	0.23%	1.18	38.8	5.34
IT	-0.54%	1.12	12.05	2.38
Materials	0.93%	1.28	9.62	1.99
Real Estate	-0.19%	3.99	25.69	3.44
Utilities	0.19%	4.67	15.06	2.75

Source: Bloomberg

Country	Close	1D chg	P/E	P/B	Market cap
Peering	Points	%	x	x	US\$b
China	3,849.5	-0.20	16.51	2.00	4,320
India	9,915.3	-0.37	23.13	2.93	1,097
Indonesia	5,824.1	-0.10	23.69	2.46	481
Laos	1,030.7	0.19	14.26	0.88	1
Malaysia	1,772.5	0.16	16.70	1.72	252
Philippines	7,984.0	-0.81	21.85	2.39	190
Taiwan	10,547.9	-0.66	16.19	1.80	1,041
Thailand	1,621.3	0.05	16.97	1.95	483
Vietnam	793.6	0.16	15.55	2.32	88

Source: Bloomberg

6-Sep

Market News

Oil traded near a three-week high as key refineries and pipelines restarted from shutdowns forced by Hurricane Harvey, reviving crude demand in the heart of the U.S. energy sector. Futures were little changed in New York after closing 2.9% higher on Tuesday. While U.S. Gulf Coast refiners are working to restore operations to normal, traders are also watching the approach of another Atlantic hurricane, Irma. Motiva Enterprises LLC said its Port Arthur Refinery in Texas, the largest in the U.S., will return to 40% production by the end of the weekend. Harvey forced refineries, pipelines, ports and offshore platforms to shut as the storm intensified before making landfall on Aug 25. Many of those facilities are back in service, though others have yet to resume operations. Goldman Sachs Group Inc. forecast half of the refining capacity lost to the storm will be back online by Thursday and may prove positive for the oil market in a few months. *(Bloomberg)*

Vietnam Treasury sold VND500bn of 5-year bonds at 4.67% and VND500bn of 7-year securities at 4.85% on Sep 06, according to Hanoi Stock Exchange (HNX). VND500bn each for 20-year, 30-year debt failed to attract buyers. Moreover, the Treasury also offered VND150bn each for 5-year and 7-year bonds in extra auction on Sep 06. For further information, Vietnam sold VND144tr of government bonds in Jan-Aug. *(Bloomberg)*

Catfish exporters need to unite as exports face trade barriers. Analysts say that Vietnamese catfish exporters are willing to ‘fight to the death’, but they refuse to band together to discuss solutions to settle common problems. VASEP now is carrying out campaigns to popularize Vietnamese catfish in the EU market to consolidate consumers’ confidence. It has invited Spanish press to Vietnam to visit catfish farms and processing factories. The association also believes it is necessary to post ads on social networks which attract a high number of viewers and in local newspapers, so that consumers have a better understanding about Vietnam’s catfish. Nguyen Thi Hong Minh, former Deputy Minister of Fisheries, now honorary chair of VASEP, pointed out that Vietnam’s catfish has suffered bad press because of stiff competition among Vietnamese businesses which try to slash export prices to scramble for clients. *(En.vietnamnet.vn)*

Corporate News

Hoa Phat Group JSC (HPG VN) - 8M2017 business results: In August, HPG generated 192,600 tons of construction steel (+31% YoY). Thus, for 8M2017, HPG recorded 1.4mn tons of construction steel (+32% YoY), including 107,000 tons for export (vs. 12,000 tons in 8M2016’s). For further information, HPG is working with its European partners on the investment in the hot rolled steel production line with total capacity of 2mn tons/year. Expected contractors will be appointed in Sep 2017. *(Ndh.vn)*

Petrovietnam Gas JSC (GAS VN) – dividend payment: Sep 15 and Sep 18 will be the ex-date and record date, respectively, for receiving the first 2017 cash dividend of VND1,000/share. The payment will be made on Oct 09. *(Cafef.vn)*

Ho Chi Minh City Infrastructure Investment JSC (CII VN) - public offering and private placement:

CII's shareholders have approved plan to issue more than 123mn new shares to existing shareholders at the ratio 2:1 and the price of VND10,000/share. The proceeds from this issuance will be used to invest in CII's projects (VND799.8bn) and pay-off loan to Vietnam Joint Stock Commercial Bank for Industry and Trade (CTG VN) - Branch 11 (VND500bn). Besides, shareholders also approved the company's plan to issue more than 17.7mn new shares to Rhinos Asset Management or unit assigned by Rhinos Asset Management at the price of VND24,490/share. The fund raised will be used for investing in Northern Residential Zone project and North-South road of Thu Thiem Urban Area. For further information, CII earlier planned to issue new shares to shareholders at the price of VND15,000/share and to Rhinos Asset Management or unit assigned by Rhinos Asset Management at the price of VND26,040/share. *(Bloomberg & Cafef.vn)*

JSC Bank of Investment and Development of Vietnam (BID VN) – shareholders' activities:

BID's Labor Union successfully sold 205,580 BID shares out of 300,000 shares registered via order-matching method from Jul 31 to Aug 30. Thus, the party reduced its stake from 9,647,594 shares to 9,442,014 shares. *(Hsx.vn)*

Sai Gon Thuong Tin Commercial JS Bank (STB VN) - business activity:

STB and Dai-ichi Life Vietnam signed 20-year deal allowing STB to be Dai-ichi Life Vietnam's sole insurance agent for 20 years, according to information from Sep 06 signing ceremony. This partnership is expected to contribute about VND3tr to STB's services revenue in the next 5 years, citing Nguyen Mien Tuan - the lender's BoD member at the same event. *(Bloomberg)*

FPT Corporation (FPT VN) - shareholders' activities:

On Sep 06, Vietnam Securities Depository announced the ownership transfer of total 350,000 FPT shares from Norges Bank (74,130 shares) and Amersham Industries Limited (275,870 shares) to Lloyd George Indian Ocean Master Fund. *(Vsd.vn)*

Hoa Sen Group (HSG VN) - business activity & shareholders' activities:

HSG acquires 100% stake in Hua Chen Long De Feng International Investment Company from De Feng Hua Chen Long Shanghai Company, according to statement on its website. HSG will rename the unit to Hoa Sen Du Long Industrial Zone Infrastructure Investment Company. Deal value is not provided. On the other hand, Amersham Industries Limited and Veil Holdings Limited bought 150,000 and 250,000 HSG shares, respectively, on Aug 25. Thus, Amersham Industries Limited increased its stake from 0.81% to 0.86% while Veil Holding Limited also raised its stake from 0.79% to 0.86%. *(Bloomberg)*

Artex Securities Corporation (ART VN - UPCOM) – shareholders' activities:

BoD member Nguyen Van Thanh has registered to sell 1mn ART shares out of 1,010,000 shares owned (7.48%) via put-through and order-matching methods from Sep 07 to Oct 06. *(Cafef.vn)*

Binh Duong Water Environment JSC (BWE VN) – shareholders' activities:

Becamex IDC Corporation has registered to sell 15mn BWE shares out of 76.5mn shares owned from Sep 11 to Sep 30. If successful, the corporation will reduce its stake from 51.0% to 41.0%. *(Cafef.vn)*

Song Da Corporation (SONGDA - unlisted) – business activity: SONGDA has announced its divestment plan in many hydropower companies. Specifically, the company has registered to sell 216,000 shares of Ho Bon Hydropower JSC at the initial price of VND10,400/share via auction on Oct 03. Moreover, SONGDA has also registered to sell 558,000 shares of Nam Muc Hydropower company (1.3%) at the initial price of VND10,300/share via auction On the same day. Previously, the company has registered to sell 16.27mn shares (56.96%) of Huong Son Hydropower JSC (GSM VN - UPCOM). For further information, SONGDA successfully sold 2.54mn shares (16.65%) of Su Pan 2 Hydropower JSC (SP2 VN - UPCOM). (*Cafef.vn*)

DakLak Rubber Investment JSC (DRI VN - UPCOM) - shareholders' activities: Mr. Duong Tin Duc and Mrs. Le Thi Van Lien, husband and sister-in-law of Vice CEO cum BoD member Nguyen Thi Hai, successfully 51,670 DRI shares and 20,000 DRI shares, respectively, from Aug 07 to Aug 29. Thus, after the transactions, Mr. Duc held no stake in the company while Mrs. Lien reduced her stake to 30,388 shares (0.04%). In addition, Chief Accountant Le Thanh Cuong successfully divested his entire stake of 110,048 DRI shares (0.15%) from Aug 14 to Aug 29. (*Cafef.vn*)

Seaprodex Refrigeration Industry Corporation (SRF VN) - dividend payment: Sep 25 and Sep 26 will be the ex-date and record date, respectively, for receiving the first 2017 cash dividend of VND700/share. The payment will be made on Oct 18. (*Hsx.vn*)

Hanoi Plastics JSC (NHH - unlisted) - stock listing: On Sep 08, 6.5mn shares of Hanoi Plastic JSC will be listed on UPCOM under ticker NHH with the initial price of VND66,000/share. For further information, NHH is known for manufacturing plastic products for motorbike and auto bike for large clients including Toyota Vietnam, Honda Vietnam and Piaggio. NHH reported EAT of VND81.3bn in 2015 and VND74.2bn in 2016. The company maintained high EPS at VND12,509 in 2015 and VND11,417 in 2016. Besides, the firm also paid annual cash dividend of VND3,000/share in last 3 years. (*Cafef.vn*)

Pha Le Plastics Manufacturing and Technology JSC (PLP VN) - shareholder's activity: PYN Elite Fund purchased 1mn PLP shares (6.67%) on Aug 31, knowing that prior to the transaction, the fund did not own any stake in the company. (*Hsx.vn*)

Nam Viet Corporation (ANV VN) - share issuance: ANV announced that it has successfully issued 59,044,625 bonus shares at the ratio of 10:9. Thus, the company has increased the company's charter capital to over VND1.25tr. (*Cafef.vn*)

Dat Phuong JSC (DPG VN) - shareholder's activity: Head of Supervisory Board Nguyen Thi Ngoc Anh has registered to sell her entire 10,000 DPG purchase rights from Sep 07 to Sep 08. (*Cafef.vn*)

Vietnam Urban and Industrial Zone Development Investment Corporation (IDICO VN - unlisted) - IPO: IDICO has announced the auction plan of 55.3mn shares (18.44%) on HOSE at the initial price of VND18,000/share. In addition, the company will also issue 135mn shares (45%) to strategic investors and 1.69mn ESOP shares (0.54%). (*Ndh.vn*)

Hanoi Investment General Corporation (SHN VN) - key personnel change: SHN's BoD has approved the appointment of Mr. Chu Minh Tuan as the new Vice CEO starting Sep 05 for a 1-year term. (*Vietstock.vn*)

Asia - Pacific Investment JSC (API VN) - shareholder's activity: Asean Deep Value Fund, which is related to BoD member David Eric Roes, successfully purchased 41,500 API shares out of 75,000 shares registered from Aug 07 to Aug 31, thus raising its stake from 6,193,200 shares (17.49%) to 6,234,700 shares (17.61%). (*Vietstock.vn*)

MARKET MOVEMENTS

HOSE					
Top gainers					VND
Ticker	Last Price	Chg	%chg	Vol.	Index impact
DTT	9,950	650	7.0	100	0.002
FTM	15,350	1,000	7.0	2.82MLN	0.020
VNG	11,750	750	6.8	537,110	0.022
LGC	21,350	1,350	6.8	310	0.102
DTA	7,000	400	6.1	11,490	0.002

Top losers					
Ticker	Last Price	Chg	%chg	Vol.	Index impact
HAR	9,300	-700	-7.0	1.04MLN	-0.027
PLP	25,900	-1,900	-6.8	226,390	-0.011
RIC	7,440	-530	-6.7	10	-0.006
CMT	8,880	-620	-6.5	280	-0.002
BTT	33,050	-2,300	-6.5	610	-0.010

Top index movers					
Ticker	Last Price	Chg	%chg	Vol.	Index impact
SAB	263,000	8,000	3.1	22,460	2.017
VPB	38,150	1,750	4.8	1.27MLN	0.917
ROS	116,800	2,000	1.7	5.06MLN	0.372
HPG	36,000	600	1.7	6.08MLN	0.358
GAS	65,100	400	0.6	557,740	0.301

Top index laggards					
Ticker	Last Price	Chg	%chg	Vol.	Index impact
VNM	151,000	-1,600	-1.1	325,420	-0.913
BID	20,600	-350	-1.7	2.64MLN	-0.471
CTG	18,750	-150	-0.8	1.00MLN	-0.220
VCB	38,000	-150	-0.4	589,690	-0.212
VIC	50,000	-200	-0.4	977,140	-0.207

Top active volume					
Ticker	Last Price	Chg	%chg	Vol.	Index impact
FLC	7,420	50	0.7	15.46MLN	0.013
HQC	3,270	-20	-0.6	9.26MLN	-0.004
HPG	36,000	600	1.7	6.08MLN	0.358
FIT	12,400	450	3.8	5.67MLN	0.045
ROS	116,800	2,000	1.7	5.06MLN	0.372

HNX					
Top gainers					VND
Ticker	Last Price	Chg	%chg	Vol.	Index impact
C92	6,600	600	10.0	1,000	0.000
HST	6,700	600	9.8	25,100	0.000
INC	10,100	900	9.8	105	0.000
HVA	3,400	300	9.7	24,782	0.000
TTH	12,600	1,100	9.6	1.34MLN	0.000

Top losers					
Ticker	Last Price	Chg	%chg	Vol.	Index impact
NGC	7,300	-800	-9.9	300	0.000
L18	9,300	-1,000	-9.7	300	0.000
SJ1	16,900	-1,800	-9.6	400	0.000
NDF	12,400	-1,300	-9.5	229,300	0.000
MHL	5,800	-500	-7.9	200	0.000

Top index movers					
Ticker	Last Price	Chg	%chg	Vol.	Index impact
VCS	194,000	14,700	8.2	377,943	0.334
PVS	16,600	200	1.2	1.85MLN	0.051
DST	31,000	900	3.0	436,500	0.033
NVB	7,400	100	1.4	207,708	0.033
VGC	18,500	200	1.1	758,200	0.024

Top index laggards					
Ticker	Last Price	Chg	%chg	Vol.	Index impact
SHB	7,800	-100	-1.3	1.96MLN	-0.099
ACB	28,900	-100	-0.3	626,945	-0.088
VCG	21,000	-500	-2.3	3.80MLN	-0.063
SJ1	16,900	-1,800	-9.6	400	-0.026
DNP	25,000	-900	-3.5	5,450	-0.023

Top active volume					
Ticker	Last Price	Chg	%chg	Vol.	Index impact
VCG	21,000	-500	-2.3	3.80MLN	0.000
KLF	3,600	100	2.9	3.69MLN	0.000
VC3	20,500	-200	-1.0	1.97MLN	0.000
SHB	7,800	-100	-1.3	1.96MLN	0.000
CEO	10,200	0	0.0	1.90MLN	0.000

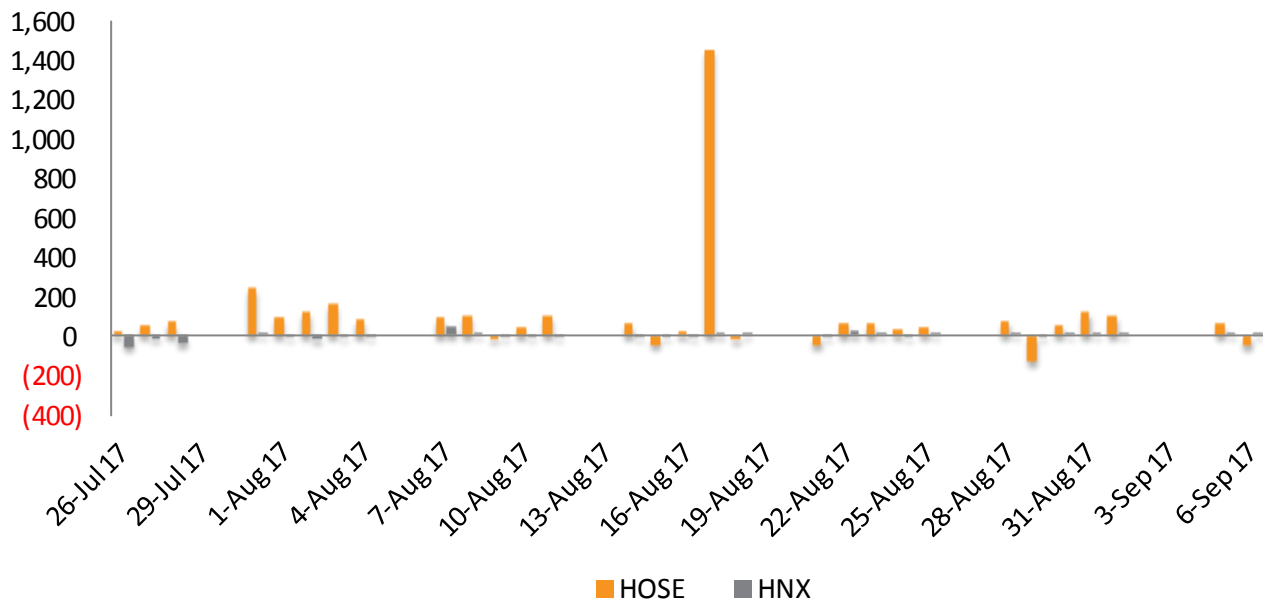
Source: Bloomberg 6-Sep

FOREIGN ACTIVITIES

Volume (Mn'shs)	HOSE	d/d	HNX	d/d	Value (VND'bn)	HOSE	d/d	HNX	d/d
BUY	8.9	-16.7%	1.5	54.4%	BUY	300.7	-22.3%	22.6	62.4%
% of market	5.8%		3.6%		% of market	9.0%		4.0%	
SELL	10.3	17.3%	1.3	160.4%	SELL	353.3	7.9%	21.1	256.0%
% of market	6.7%		3.2%		% of market	10.6%		3.8%	
NET BUY (SELL)	(1.3)		0.2		NET BUY (SELL)	(52.5)		1.5	

Source: HSX, HNX

Foreign net buy/sell (30 days) in VND'bn



2017 ACCUMULATION

Volume (Mln'shs)	HOSE % of 2016	HNX % of 2016	Value (VND'bn)	HOSE % of 2016	HNX % of 2016				
BUY	1,899.3	77.1%	203.7	51.6%	BUY	78,361.4	85.9%	2,905.4	46.7%
% of market	5.9%		2.2%		% of market	12.4%		3.0%	
SELL	1,846.1	69.1%	217.4	66.3%	SELL	64,531.0	65.2%	2,902.2	57.0%
% of market	5.8%		2.4%		% of market	10.2%		3.0%	
NET BUY (SELL)	53.2		(13.8)		NET BUY (SELL)	13,830		3.2	

Source: HSX, HNX

FOREIGN ACTIVITIES

HOSE					
Top buy by foreigners (value)					
Ticker	Last Price	Chg	%chg	Value	Index impact
HPG	36,000	600	1.69	70.5	0.358
PLX	67,000	0	0.00	24.8	0.000
VIC	50,000	-200	-0.40	21.0	-0.207
VNM	151,000	-1,600	-1.05	20.1	-0.913
SSI	25,000	-100	-0.40	15.5	-0.019

Top sell by foreigners (value)					
Ticker	Last Price	Chg	%chg	Value	Index impact
HPG	36,000	600	1.69	82.1	0.358
NVL	60,200	0	0.00	37.1	0.000
VIC	50,000	-200	-0.40	22.6	-0.207
VNM	151,000	-1,600	-1.05	20.0	-0.913
CII	33,200	-800	-2.35	13.7	-0.088

Top net buy by foreigners (value)					
Ticker	Last Price	Chg	%chg	Value	Index impact
PLX	67,000	0	0.00	19.0	0.000
SSI	25,000	-100	-0.40	9.2	-0.019
AAA	32,450	400	1.25	8.6	0.009
VCB	38,000	-150	-0.39	6.8	-0.212
HT1	16,500	450	2.80	6.6	0.068

Top net sell by foreigners (value)					
Ticker	Last Price	Chg	%chg	Value	Index impact
NVL	60,200	0	0.00	-36.5	0.000
CII	33,200	-800	-2.35	-13.6	-0.088
HPG	36,000	600	1.69	-11.7	0.358
MSN	48,000	100	0.21	-11.6	0.046
BMP	72,300	-1,100	-1.50	-6.1	-0.035

HNX					
Top buy by foreigners (value)					
Ticker	Last Price	Chg	%chg	Value	Index impact
VGC	18,500	200	1.09	6.2	0.000
VCG	21,000	-500	-2.33	5.2	0.000
SHB	7,800	-100	-1.27	4.0	0.000
VCS	194,000	14,700	8.20	2.4	0.000
HUT	12,100	0	0.00	1.9	0.000

Top sell by foreigners (value)					
Ticker	Last Price	Chg	%chg	Value	Index impact
PVS	16,600	200	1.22	10.0	0.000
VCG	21,000	-500	-2.33	6.3	0.000
CEO	10,200	0	0.00	2.7	0.000
PVE	8,300	300	3.75	0.6	0.000
BVS	19,600	0	0.00	0.5	0.000

Top net buy by foreigners (value)					
Ticker	Last Price	Chg	%chg	Value	Index impact
VGC	18,500	200	1.09	6.2	0.000
SHB	7,800	-100	-1.27	4.0	0.000
VCS	194,000	14,700	8.20	2.3	0.000
HUT	12,100	0	0.00	1.9	0.000
IDV	59,500	-600	-1.00	0.5	0.000

Top net sell by foreigners (value)					
Ticker	Last Price	Chg	%chg	Value	Index impact
PVS	16,600	200	1.22	-10.02	0.000
CEO	10,200	0	0.00	-2.72	0.000
VCG	21,000	-500	-2.33	-1.09	0.000
PVE	8,300	300	3.75	-0.52	0.000
PVB	14,200	800	5.97	-0.14	0.000

Source: Bloomberg, HOSE, HNX

DAILY MARKET RECAP

6 September 2017

TOP 70 MARKET CAPS SNAPSHOT ON HOSE

No.	Ticker	Price VND	Price change (%)			Mkt. Cap US\$mIn	Outs. Vol. Mln'shs	Float ratio %	Avail. Fil %	Ave. daily vol. (30 days-shs)	EPS			P/E x	P/B x	ROE %	ROA %
			1M	3M	6M						T12M	Diluted	1Y Gr.				
1	VNM VM	151,000	-1.9	-2.1	15.4	9,643	1,451	57.8	44.7	553,170	6,333	5,831	19.9	23.8	8.9	38.9	33.1
2	SAB VM	263,000	7.0	37.5	17.1	7,421	641	10.4	39.1	37,887	6,947	6,442	37.3	37.9	12.4	33.0	20.8
3	VCB VM	38,000	-0.1	-1.7	1.9	6,016	3,598	22.9	9.1	786,051	1,788	1,566	6.0	21.3	2.6	12.8	1.0
4	VIC VM	50,000	12.2	23.0	11.7	5,803	2,638	52.3	19.1	547,522	1,713	1,178	111.2	29.2	4.4	10.9	1.7
5	GAS VM	65,100	3.3	17.5	11.9	5,481	1,913	4.2	45.7	375,097	4,128	3,548	-18.8	15.8	3.1	20.3	13.4
6	PLX VM	67,000	5.3	8.9	N/A	3,416	1,159	100.0	11.3	578,600	3,617	4,254	43.0	18.5	3.5	21.5	7.8
7	BID VM	20,600	-8.0	6.2	24.1	3,099	3,419	4.4	28.2	3,420,853	1,810	1,354	-5.1	11.4	1.6	14.0	0.6
8	CTG VM	18,750	-6.0	-2.3	1.9	3,072	3,723	15.8	0.1	2,273,768	1,970	1,457	20.6	9.5	1.2	12.0	0.8
9	ROS VM	116,800	24.9	5.7	-21.3	2,431	473	27.0	47.1	2,813,162	1,033	1,033	N/A	113.1	11.3	11.7	7.4
10	MSN VM	48,000	12.3	8.8	17.1	2,425	1,148	43.9	19.8	515,226	1,963	2,481	86.5	24.5	3.0	13.0	3.3
11	HPG VM	36,000	12.5	26.1	40.0	2,403	1,517	58.9	9.5	3,198,297	5,182	4,470	82.3	6.9	2.4	34.9	20.9
12	VPB VM	38,150	N/A	N/A	N/A	2,237	1,333	100.0	0.0	N/A	4,485	4,485	37.1	8.5	1.9	25.4	1.9
13	VJC VM	130,800	4.7	0.5	-4.8	1,856	322	60.9	5.8	335,082	8,726	8,726	-24.9	15.0	8.7	68.7	14.3
14	MBB VM	23,350	0.2	20.4	67.4	1,760	1,713	49.8	0.0	3,461,973	1,983	1,715	-6.3	11.8	1.6	12.7	1.3
15	NVL VM	60,200	-10.5	-13.3	-12.6	1,650	623	29.5	39.3	1,738,075	3,396	3,059	N/A	17.7	3.9	23.1	5.3
16	BVH VM	54,500	-4.9	-6.2	-7.9	1,632	680	29.1	24.5	269,454	2,103	1,651	10.9	25.9	3.6	9.7	1.6
17	MWG VM	108,000	1.4	12.3	29.9	1,462	308	71.9	0.0	404,175	5,949	4,974	40.3	18.2	7.6	47.1	15.6
18	FPT VM	48,200	-3.8	8.8	20.6	1,126	531	70.5	0.0	859,925	3,887	3,413	2.9	12.4	2.6	21.8	7.8
19	STB VM	11,650	-8.3	-14.0	7.9	925	1,804	94.6	15.3	2,132,887	269	49	-89.0	43.3	0.9	1.8	0.1
20	BHN VM	84,000	7.0	4.6	-19.2	857	232	100.0	31.5	30,679	3,236	3,236	-9.6	26.0	3.4	13.8	8.0
21	CTD VM	208,200	-0.4	-1.4	6.2	701	77	89.0	2.8	59,627	20,254	20,894	88.6	10.3	2.5	28.1	15.5
22	EIB VM	12,150	-6.5	2.1	12.0	657	1,229	75.6	0.4	519,886	468	251	660.6	26.0	1.1	4.3	0.4
23	DHG VM	105,900	-6.9	-5.6	38.1	609	131	31.8	0.0	145,761	5,020	4,662	21.7	21.1	4.6	22.1	20.1
24	GMD VM	42,500	2.3	4.9	26.5	539	288	59.5	0.0	583,653	2,087	2,009	-4.2	20.4	1.4	7.6	4.3
25	SSI VM	25,000	-5.3	-2.3	19.0	539	490	57.0	48.4	3,224,892	2,238	1,698	2.4	11.2	1.5	13.6	7.5
26	PNJ VM	107,000	-0.5	9.6	40.2	509	108	64.5	0.0	236,267	6,190	4,383	671.7	17.3	6.0	34.5	17.4
27	REE VM	35,100	-8.6	3.2	36.6	479	310	48.3	0.0	1,390,755	4,896	3,526	27.9	7.2	1.6	20.1	12.7
28	HSG VM	29,500	6.9	-11.4	10.1	454	350	52.3	20.2	3,526,045	4,575	4,200	120.2	6.4	2.2	45.0	15.4
29	DPM VM	23,300	0.6	3.6	-7.2	401	391	35.2	27.9	673,776	1,925	2,452	-25.6	12.1	1.1	9.7	9.4
30	KDC VM	42,200	-4.1	-3.9	13.7	382	206	49.8	39.0	322,537	6,728	5,714	-74.7	6.3	1.5	20.8	15.6
31	CII VM	33,200	-0.2	-17.0	-1.0	360	246	55.7	8.3	796,626	8,644	3,191	9.7	3.8	1.7	46.6	12.3
32	HAG VM	8,310	-9.0	-3.1	3.0	339	927	61.3	37.4	2,927,862	620	-1,439	N/A	13.4	0.5	-8.3	-2.3
33	SBT VM	30,300	-22.4	-10.6	25.7	338	253	53.5	40.7	2,226,253	1,209	1,176	2.4	25.1	2.5	9.8	4.5
34	NT2 VM	25,800	-9.5	-11.3	-14.0	327	288	27.9	28.8	253,665	2,816	3,701	-5.0	9.2	1.4	20.3	8.6
35	HBC VM	57,600	3.0	26.4	53.4	327	129	71.2	26.3	1,365,674	6,866	3,960	539.6	8.4	4.3	47.6	6.4

DAILY MARKET RECAP

6 September 2017

(Continue)

No. Ticker	Price VND	Price change (%)			Mkt. Cap US\$mIn	Outs. Vol. Mln'shs	Float ratio %	Avail. Fil %	Ave. daily vol. (30 days-shs)	EPS			P/E x	P/B x	ROE %	ROA %
		1M	3M	6M						T12M	Diluted	1Y Gr.				
36 KBC VM	15,350	3.0	-4.7	3.4	317	470	74.7	15.8	1,805,156	1,232	1,186	-11.6	12.5	0.9	8.4	4.5
37 DCM VM	13,600	-5.6	-1.4	18.8	317	529	24.3	47.5	2,241,607	1,508	1,011	N/A	9.0	1.2	11.8	5.9
38 VCI VM	58,000	-4.3	N/A	N/A	306	120	92.7	18.6	204,933	3,854	3,854	-18.8	15.0	5.0	31.9	12.1
39 HNG VM	9,040	-9.1	-11.8	-2.7	305	767	35.1	48.2	1,336,686	759	-1,298	N/A	11.9	0.7	-9.8	-3.3
40 KDH VM	28,000	-1.6	-1.9	19.7	288	234	49.1	2.5	73,583	1,726	1,587	55.3	16.2	1.8	11.3	5.2
41 PPC VM	19,900	-10.6	5.9	17.8	279	318	15.0	33.6	303,637	4,688	1,724	-2.2	4.2	1.1	15.3	8.5
42 HT1 VM	16,500	-8.8	-25.0	-12.5	277	382	20.0	43.8	785,269	1,734	2,121	-0.2	9.5	1.2	16.0	6.7
43 PDR VM	28,000	-3.1	14.5	117.7	274	222	38.3	48.3	904,202	1,357	1,033	28.1	20.6	2.6	10.5	3.0
44 BMP VM	72,300	-6.1	-29.2	-31.1	260	82	61.8	2.7	297,678	6,230	7,664	20.9	11.6	2.5	23.1	20.7
45 DXG VM	20,450	6.0	17.2	25.6	257	286	76.6	19.6	4,611,235	2,087	2,555	29.6	9.8	1.7	26.5	13.4
46 TCH VM	16,000	-4.8	-14.9	-1.2	256	363	52.5	48.6	1,381,310	1,379	1,379	N/A	11.6	1.3	16.6	15.1
47 VCF VM	198,800	-0.6	5.7	14.3	233	27	30.7	19.3	272	13,794	14,450	30.0	14.4	2.4	18.3	12.9
48 PVD VM	13,650	-12.2	-9.9	-35.9	230	383	48.1	29.3	3,593,437	-513	224	-94.1	N/A	0.4	-1.0	-0.5
49 QCG VM	18,600	-16.6	-15.5	308.8	225	275	32.1	48.6	337,340	811	163	87.6	22.9	1.3	1.2	0.5
50 HCM VM	39,150	-10.6	-8.5	27.3	223	130	38.0	46.8	382,008	3,032	2,395	49.9	12.9	2.0	13.8	9.8
51 TLG VM	100,000	-4.8	17.2	24.6	219	50	25.6	72.0	991	4,704	4,242	24.9	21.3	5.2	23.8	18.8
52 TRA VM	115,000	-5.0	9.5	20.0	210	41	57.8	1.1	12,138	5,275	5,081	29.0	21.8	5.2	22.9	14.6
53 FLC VM	7,420	3.1	1.9	0.5	208	638	86.2	37.9	21,652,620	969	1,795	-8.0	7.7	0.6	14.6	7.1
54 VHC VM	48,500	-5.6	-12.6	-6.0	197	92	25.1	61.3	27,978	5,366	5,922	80.9	9.0	1.8	24.1	11.6
55 PAN VM	37,900	3.8	5.8	0.4	196	118	59.8	53.9	14,204	1,428	2,164	-1.9	26.5	1.9	7.6	4.8
56 NLG VM	27,350	-16.0	3.3	31.3	189	157	56.2	5.5	1,261,807	3,347	1,954	70.0	8.2	1.6	13.5	5.8
57 PVT VM	15,000	3.4	14.1	17.2	186	281	48.9	19.0	323,424	1,257	1,321	12.9	11.9	1.2	11.1	4.6
58 BIC VM	35,600	2.9	-11.0	-10.8	184	117	99.7	1.4	22,417	1,090	1,083	-27.2	32.7	2.1	6.3	2.9
59 LGC VM	21,350	-2.3	-12.5	-37.9	181	193	N/A	4.0	307	1,584	1,698	-49.5	13.5	1.8	13.2	3.8
60 GTN VM	15,600	-5.7	-7.4	-25.4	172	250	18.2	50.7	1,003,627	141	104	-86.3	110.4	1.4	1.4	1.0
61 ITA VM	4,060	-1.9	19.4	-6.2	168	938	69.3	38.2	3,111,251	36	43	-74.1	112.7	0.4	0.5	0.3
62 PGD VM	41,950	-13.3	-16.4	9.0	166	90	49.5	20.8	2,594	1,077	2,313	-37.5	39.0	2.7	11.6	6.4
63 BWE VM	25,100	-12.8	N/A	N/A	166	150	59.0	49.0	226,129	1,606	1,606	N/A	15.6	1.3	8.7	3.0
64 DIG VM	15,800	1.3	17.9	75.6	166	238	86.9	22.9	914,860	276	228	459.2	57.2	1.4	1.2	0.6
65 DMC VM	108,000	-10.4	-2.7	42.9	165	35	46.3	37.1	6,230	5,597	4,856	44.3	19.3	4.2	22.9	18.1
66 VSH VM	17,900	-5.0	5.3	12.6	162	206	69.3	33.6	60,689	1,510	1,219	2.4	11.9	1.2	11.0	5.6
67 PTB VM	131,000	-1.5	21.2	13.9	149	26	59.5	34.3	121,237	10,309	8,863	58.8	12.7	4.5	35.6	16.7
68 PC1 VM	34,500	-4.8	3.6	18.7	149	98	67.0	17.8	75,373	3,486	3,486	-50.6	9.9	1.7	18.7	7.8
69 NKG VM	33,200	8.9	-2.2	36.6	146	100	27.1	19.2	301,250	6,287	6,850	286.2	5.3	1.9	49.5	10.3
70 CHP VM	25,950	-3.9	5.9	15.3	144	126	20.0	45.9	96,381	3,504	1,950	-21.5	7.4	1.8	23.9	12.3

Source: Bloomberg

DISCLAIMER

This report has been prepared by VNDIRECT or one of its affiliates for distribution in Vietnam and overseas. The information herein is believed by VNDIRECT to be reliable and is based on public sources believed to be reliable. With exception of information about VNDIRECT, VNDIRECT makes no representation about the accuracy of such information.

Options, estimates and projection expressed in this report represent the current views of the author at the date of publication only. They do not necessarily reflect the opinions of VNDIRECT and are subject to change without notice. VNDIRECT has no obligation to update, amend or in any way modify this report or otherwise notify a reader thereof in the event that any of the subject matter or opinion, projection or estimate contained within it changes or becomes inaccurate.

The information herein was obtained from various sources and we do not guarantee its accuracy or completeness. Prices and availability of financial instruments are also subject to change without notice.

This published research may be considered by VNDIRECT when buying or selling proprietary positions or positions held by funds under its management. VNDIRECT may trade for its own account as a result of short-term trading suggestions from analysts and may also engage in securities transactions in a manner inconsistent with this report and opinions expressed therein.

Neither the information nor any opinion expressed in this report constitutes an offer, nor an invitation to make an offer, to buy or sell any securities or any option, futures or other derivative instruments in any jurisdiction. Nor should it be construed as an advertisement for any financial instruments.

Officers of VNDIRECT may have a financial interest in securities mentioned in this report or in related instruments. This research report is prepared for general circulation for general information only. It does not have regard to the specific investment objectives, financial situation or particular needs of any person who may receive or read this report.

Investors should note that the prices of securities fluctuate and may rise and fall. Past performance, if any, is no guide to the future. The financial instruments discussed in this report may not be suitable for all investors. Investors must make their own financial decisions based on their independent financial advisors as they believe necessary and based on their particular financial situation and investment objectives.

This report may not be copied, reproduced, published or redistributed by any person for any purpose without the express permission of VNDIRECT in writing. Please cite sources when quoting.

ADDRESS

Headquarter

1 Nguyen Thuong Hien Str
Hai Ba Trung Dist, Hanoi
T: +84 4 3972 4568
F: +84 4 3972 4600

HCMC Office

The 90th Pasteur Building
90 Pasteur Str, Dist 1, HCMC
T: +84 28 7300 0688
F: +84 28 3914 6924

Da Nang Office

Room 7-8-9, 3rd floor, Buu Dien Building
155 Nguyen Van Linh Str, Da Nang City
T: +84 511 382 1111

Vinh - Nghe An Office

1 Lenin Str
Vinh City, Nghe An Province
T: +84 388 688 466
F: +84 388 688 466

Can Tho Office

3rd floor STS Building, 11B Hoa Binh
Ninh Kieu, Can Tho
T: +84 710 3766 959
F: +84 710 3826 331

Quang Ninh Office

1st & 2nd floor, 29-31, 25/4 Str
Ha Long City, Quang Ninh Province
T: +84 33 3820 818
F: +84 33 3820 333

CONTACTS

Hang Tran (Ms.)

Director

T: +84 28 7300 0688 (Ext: 21168)
E: hang.tranxuan@vndirect.com.vn

Trung Nguyen (Mr.)

Associate Director – Business Development

T: +84 28 7300 0688 (Ext: 21068)
E: trung.nt@vndirect.com.vn

Giang Nguyen (Ms.)

Associate Director - Trading

T: +84 28 7300 0688 (Ext: 21099)
E: giang.nt@vndirect.com.vn

Linh Nguyen (Ms.)

Institutional trader

T: +84 28 7300 0688 (Ext: 21089)
E: linh.nn@vndirect.com.vn

Anh Pham (Ms.)

Institutional trader

T: +84 28 7300 0688 (Ext: 21222)
E: anh.phamnguyen@vndirect.com.vn