

Market commentary

Vietnam Stock Market ended the erratic trading week on an upswing thanks to large caps' rallies. The session kicked off quite positively when green color returned on both two main bourses. Then, the index suddenly pulled back as investors' cautiousness prevailed in the first half of the afternoon. However, the index regained lost ground and extended its gains thanks to the increase of some blue-chips, led by MBB and BHN. Specifically, Financials sector led today's recovery, of which MBB turned from yesterday's worst performer to the largest buoy by adding nearly 0.68pts to the index, thus positively impacting other banking stocks such as VCB, CTG and VPB. Simultaneously, bullish sentiment was also boosted by the increase of IT and Energy sectors that surged by 0.96% and 0.42% respectively. Besides, Food & Beverage tickers diverged considerably, of which BHN rose as strong demand from bottom fishers while MSN declined on strong net sold from foreign investors. Furthermore, some market pillars plunged, including GAS and VIC. Nonetheless, such decliners were far surpassed by the rallies of bullish large caps. At the end, VN-INDEX escalated to level at a high of 807.80pts with 119 gainers, 122 losers and 100 unchanged. HNX-INDEX successfully maintained in green throughout the entire session before closing at 107.98pts with 101 advancers, 72 losers and 205 unchanged.

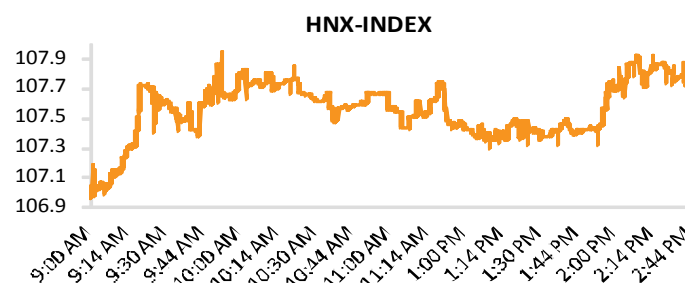
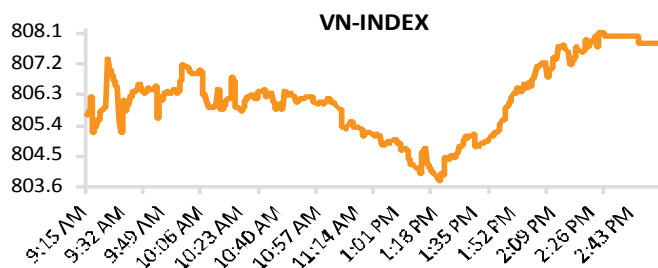
Most sector rose, led by Financials (+1.00%), IT (0.96%) and Energy (+0.42%) while only Health Care (-0.55%), Utilities (-0.23%) and Real Estate (-0.08%) dropped. Regarding tickers, top index movers included MBB (+4.5%), BHN (+5.1%), VCB (+0.9%), CTG (+1.1%), and VPB (+1.0%). On the other hand, top index laggards consisted of MSN (-1.0%), GAS (-0.3%), VIC (-0.2%), CTD (-1.4%) and SBT (-3.0%). In addition, top 3 block trades were NVL with 1.43mn shares (VND87.61bn), SHS with 2mn shares (VND40.20bn) and CII with 1mn shares (VND 32.10bn).

Foreigners net sold on both exchanges with total net selling value of VND13.28bn. They mainly bought VNM (VND125.7bn), CII (VND42.4bn) and HPG (VND25.4bn) while sold VNM (VND98.3bn), CII (VND64.6bn) and VCB (VND58.4bn).

Snapshot	HOSE	HNX
Close (pts)	807.8	108.0
1 Day change (%)	0.32	0.95
Volume (mn shs)	132.9	51.8
Value (US\$m)	119.0	28.8
Gainers	119	101
Losers	122	72
Unchanged	100	205

Commodities & Currencies	Close	%chg
Gold(USD/Oz)	1,267	-0.22
WTI Oil (\$/B) 1Mth	50.36	-0.85
Brent Oil (\$/B) 1Mth	56.75	-0.44
USDVND	22,728	-0.01
EURVND	26,737	0.01

Source: Bloomberg



Sectors (VNIndex)	Price 1D chg	Index Wgt	P/E x	P/B x	Country Peering	Close Points	1D chg %	P/E x	P/B x	Market cap US\$b
Consumer Discretionary	0.17%	0.96	19.59	5.45	China	3,836.5	0.37	16.38	2.00	4,214
Consumer Staples	0.18%	7.27	28.99	8.17	India	9,985.4	0.98	23.31	3.02	1,087
Energy	0.42%	3.41	15.34	2.87	Indonesia	5,905.4	0.06	22.95	2.50	481
Financials	1.00%	3.54	17.03	1.91	Laos	1,029.8	0.77	13.09	0.88	1
Health Care	-0.55%	0.4	25.86	4.1	Malaysia	1,764.0	0.28	16.58	1.71	251
Industrials	0.22%	1.02	37.02	5.2	Philippines	8,310.9	0.20	23.08	2.50	196
IT	0.96%	1.13	12.16	2.41	Taiwan	10,532.8	0.14	16.22	1.80	1,024
Materials	0.25%	1.38	9.91	2.09	Thailand	1,696.0	0.30	17.34	2.05	496
Real Estate	-0.08%	4.2	36.7	3.72	Vietnam	807.8	0.32	16.11	2.34	91
Utilities	-0.23%	4.84	15.33	2.88						

Source: Bloomberg

Source: Bloomberg

6-Oct

Market News

Oil is set for the first weekly decline since early September on rising global output as Tropical Storm Nate moves toward the U.S. Gulf. Futures were little changed in New York and are down 1.8% this week. OPEC output climbed marginally in September, U.S. production reached a two-year high last week and Libya restarted its biggest oil field. Companies from BP Plc to Chevron Corp. are shutting platforms in the Gulf of Mexico to prepare for Tropical Storm Nate, which is forecast to become a hurricane south of Louisiana on Saturday. While oil rallied into a bull market last month on the prospect of stronger demand, prices struggled to hold above US\$52 a barrel as supply grew from the U.S. and two members of the OPEC that are exempt from making cuts. Saudi Arabia and Russia reaffirmed their cooperation during a visit from King Salman bin Abdulaziz this week, with President Vladimir Putin saying he is open to extending the agreement with OPEC until the end of 2018 if required. *(Bloomberg)*

Vietnam Treasury will offer VND2.5trl of bonds including VND1trl of 5-year bonds and VND500bn each for 7-year, 10-year and 30-year securities on Oct 11, according to Hanoi Stock Exchange. *(Bloomberg)*

Vietnam Jan-Sep budget deficit is seen at VND61.5trl. Vietnam Jan-Sep state revenue rose 13.9% YoY, or 69.5% of full-year goal, according to National Financial Supervisory Commission while Jan-Sep state spending rose 6.6% YoY, or 65.1% of full-year goal. *(Bloomberg)*

Vietnam 9M2017 electricity output was seen at 129.6bn kWh (+9% YoY). September's power output and imports were seen at VND17.5bn kWh, according to state-owned Vietnam Electricity Group (EVN). *(Bloomberg)*

Ho Chi Minh City seeks VND66.7bn in taxes from Uber. Ho Chi Minh City's Tax Bureau seeks to collect about VND66.7bn tax from Uber International Holding BV after meeting between company's representative and Ministry of Finance and General Tax Department, according to Ho Chi Minh City tax authority. For further information, Uber has pledged to comply with Vietnam's new tax guidelines. *(Bloomberg)*

Corporate News

Masan Group Corporation (MSN VN) - shareholder's activity: BoD member cum Vice CEO Nguyen Thieu Nam has registered to sell 8,587,633 MSN shares via order-matching and put-through methods from Oct 10 to Oct 27. If successful, his stake will be reduced from 8,645,136 shares (0.753%) to 57,503 shares (0.005%). *(Cafef.vn)*

Mobile World Investment Corporation (MWG VN) – shareholder's activity: CFO Vu Dang Linh has successfully sold 24,570 MWG shares via put-through and order-matching methods from Sep 05 to Sep 30, thus reducing his stake from 184,578 shares (0.07%) to 160,008 shares (0.051%). *(Hsx.vn)*

Thanh Thanh Cong Tay Ninh JSC (SBT VN) - FY2016-2017 AGM: Nov 03 and Nov 06 will be the ex-date and record date, respectively, for attending the company's FY2016-2017 AGM, which is expected to take place on Nov 20 at the company's Headquarter. *(Hsx.vn)*

Lam Son Sugar JSC (LSS VN) - key personnel change: LSS's BoD has approved the appointment of Mr. Le Van Tan as the new Vice CEO starting from Oct 05. *(Hsx.vn)*

Phu Tai Joint Stock Company (PTB VN) – shareholder's activity: BoD member Nguyen Duc Thang has registered to sell 100,000 shares via put-through and order-matching methods from Oct 10 to Nov 08. If successful, he will reduce his stake from 316,941 shares (1.22%) to 216,941 shares (0.84%). *(Hsx.vn)*

Sai Gon Thuong Tin Real Estate JSC (SCR VN) - shareholder's activity: Global Mind Vietnam JSC (unlisted) has purchased 450,190 SCR shares on Oct 03, thus raising its stake from 15,750,373 shares (6.91%) to 16,200,563 shares (7.11%). *(Hsx.vn)*

Viettien Garment Corporation (VGG VN - UPCOM) - business activity: VGG has announced the transfer of the entire stake of 51% in its subsidiary - Viettien Meko Co., Ltd. to Kwong Lung Enterprise Co., Ltd. The total value of the transfer is approximately USD1.275mn, equivalent to VND29bn. *(Vietstock.vn)*

Dry Cell and Storage Battery JSC (PAC VN) - business activity: PAC has announced the plan to sign a strategic partnership agreement with The Furukawa Battery Co., Ltd. (Japan) later this year. During the 5-year term, Furukawa will participate in the BoD, purchase PAC shares, and aid the company in the course of technology. *(Ndh.vn)*

Hoang Huy Investment Services Joint Stock Company (HHS VN) – business activity: HHS's BoD has approved the receipt of the transfer of the remaining stake in Pruksa Vietnam JSC (Pruksa - unlisted) from other shareholders to lift its stake to 100%, making Pruksa a subsidiary of HHS. *(Hsx.vn)*

NHP Production Import - Export JSC (NHP VN) - shareholder's activity: Ms. Nguyen Thi Mai Huong, wife of Vice Chairman Ngo Van Phuong has registered to divest her entire stake of 2,186,750 NHP shares (7.93%) via order-matching and put-through methods from Oct 09 to Nov 03. *(Vietstock.vn)*

Lilama 18 Joint Stock Company (LM8 VN) – shareholder's activity: Vietcombank Securities Co., Ltd. (VCBS – unlisted) purchased 9,470 shares on Sep 28, thereby increasing the organization's stake from 750,340 shares (7.99%) to 759,810 shares (8.09%). *(Hsx.vn)*

DucThanh Wood Processing JSC (GDT VN) - shareholder's activity: Store Manager Huynh Thi Thanh, sister-in-law of Vice Chairman cum CEO Le Hong Thang, successfully sold 24,410 GDT shares out of 100,000 shares registered from Sep 05 to Oct 04, thus reducing her stake from 168,864 shares (1.13%) to 144,454 shares (0.96%). Moreover, she continued to register to sell 100,000 GDT shares via order-matching and put-through methods from Oct 11 to Nov 09. If successful, her stake will fall to 44,454 shares (0.29%). *(Hsx.vn)*

Tan Binh Import-Export JSC (TIX VN) - shareholder's activity: BoD member Le Trong Lap successfully sold 70,000 TIX shares via order-matching and put-through methods on Oct 03, thus decreasing his stake from 280,000 shares (1.06%) to 210,000 shares (0.79%). *(Hsx.vn)*

Thien Long Group Corporation (TLG VN) - ESOP share issuance: TLG's BoD has announced the plan to issue 750,000 ESOP shares (1.51% of the charter capital), which are subject to 1-year trading restriction, at the price of VND30,000/share in 4Q2017. (*Hsx.vn*)

AMD GROUP Mining and Investment JSC (AMD VN) - key personnel changes: AMD's BoD has approved the resignation of Chief Accountant Nguyen Manh Hiep starting from Oct 05, knowing that his post will be filled by Ms. Tran Thi Thuy Lieu. (*Hsx.vn*)

Tien Len Steel Corporation (TLH VN) - business activity: On Oct 03, TLH announced to increase its charter capital from VND846.4bn to VND929.6bn. For further information, in 1H2017, TLH recorded revenue of VND2.259trl (+19% YoY) and net income of VND183bn (-30% YoY). (*Vietstock.vn*)

EVN Finance (unlisted) - IPO plan: State-owned Vietnam Electricity Group (EVN) will auction 37.5mn EVN Finance shares in 3 lots at the initial price of VND11,654/share with each lot consisting of 12.5mn shares. Auctions will be held on Nov 03. (*Bloomberg*)

MARKET MOVEMENTS

HOSE					
Top gainers					VND
Ticker	Last Price	Chg	%chg	Vol.	Index impact
EMC	23,750	1,550	7.0	5,570	0.007
PTL	3,850	250	6.9	129,320	0.010
HAI	8,650	560	6.9	3.42MLN	0.026
DGW	18,150	1,150	6.8	978,780	0.018
LGC	23,400	1,400	6.4	10	0.107

HNX					
Top gainers					VND
Ticker	Last Price	Chg	%chg	Vol.	Index impact
KHL	800	100	14.3	78,000	0.000
BPC	18,700	1,700	10.0	100	0.000
INC	5,500	500	10.0	100	0.000
L44	2,200	200	10.0	7,200	0.000
VC2	15,400	1,400	10.0	41,181	0.000

Top losers					
Ticker	Last Price	Chg	%chg	Vol.	Index impact
VID	8,000	100	-10.1	18,300	-0.009
DAT	30,250	-2,250	-6.9	40	-0.034
NAV	6,060	-450	-6.9	17,950	-0.001
ABT	32,500	-2,400	-6.9	4,890	-0.013
PNC	18,800	-1,300	-6.5	1,000	-0.006

Top losers					
Ticker	Last Price	Chg	%chg	Vol.	Index impact
HLD	11,100	200	-10.5	42,800	0.000
ALV	9,900	-1,100	-10.0	69,100	0.000
CET	5,400	-600	-10.0	355,300	0.000
NDF	6,500	-700	-9.7	158,400	0.000
MEL	12,100	-1,300	-9.7	500	0.000

Top index movers					
Ticker	Last Price	Chg	%chg	Vol.	Index impact
MBB	23,100	1,000	4.5	7.23MLN	0.678
BHN	130,000	6,300	5.1	72,050	0.578
VCB	39,050	350	0.9	2.32MLN	0.498
CTG	19,100	200	1.1	1.04MLN	0.295
VPB	37,200	350	1.0	409,110	0.185

Top index movers					
Ticker	Last Price	Chg	%chg	Vol.	Index impact
ACB	31,300	800	2.6	2.76MLN	0.706
DST	42,500	3,800	9.8	1.73MLN	0.141
VCG	20,800	500	2.5	1.52MLN	0.063
PIV	46,000	2,300	5.3	786,515	0.046
VGC	22,600	300	1.4	334,492	0.037

Top index laggards					
Ticker	Last Price	Chg	%chg	Vol.	Index impact
MSN	57,100	-600	-1.0	144,570	-0.275
GAS	67,800	-200	-0.3	527,450	-0.152
VIC	52,600	-100	-0.2	1.25MLN	-0.104
CTD	203,100	-2,900	-1.4	63,120	-0.088
SBT	24,500	-750	-3.0	886,500	-0.075

Top index laggards					
Ticker	Last Price	Chg	%chg	Vol.	Index impact
VCS	200,200	-3,700	-1.8	210,122	-0.085
OCH	8,700	-700	-7.5	500	-0.056
SPP	19,400	-1,900	-8.9	573,610	-0.030
TKC	25,400	-2,600	-9.3	200	-0.024
KTS	38,500	-3,600	-8.6	2,300	-0.017

Top active volume					
Ticker	Last Price	Chg	%chg	Vol.	Index impact
ITA	4,080	10	0.3	13.49MLN	0.004
MBB	23,100	1,000	4.5	7.23MLN	0.678
FLC	7,390	0	0.0	5.28MLN	0.000
FIT	8,510	110	1.3	4.54MLN	0.011
OGC	2,050	-60	-2.8	4.11MLN	-0.007

Top active volume					
Ticker	Last Price	Chg	%chg	Vol.	Index impact
KLF	4,100	100	2.5	9.56MLN	0.000
PVX	2,600	100	4.0	5.75MLN	0.000
SHB	8,000	0	0.0	4.05MLN	0.000
SHS	18,500	200	1.1	3.20MLN	0.000
ACB	31,300	800	2.6	2.76MLN	0.000

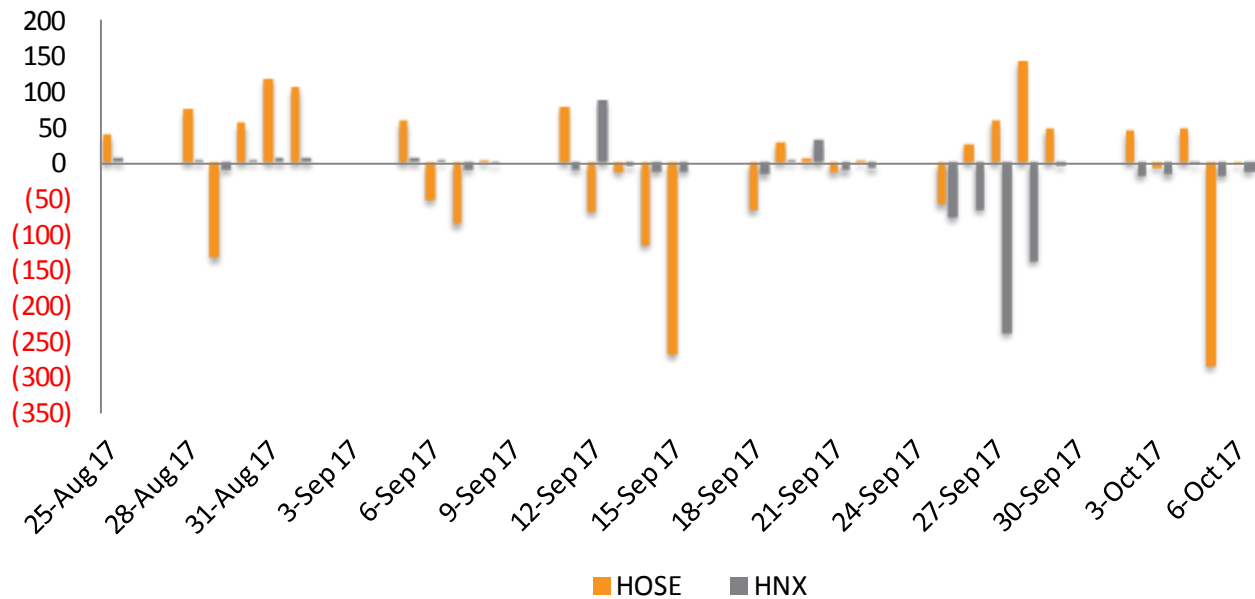
Source: Bloomberg 6-Oct

FOREIGN ACTIVITIES

Volume (Mn'shs)	HOSE	d/d	HNX	d/d	Value (VND'bn)	HOSE	d/d	HNX	d/d
BUY	8.1	27.2%	0.9	394.3%	BUY	328.4	15.3%	8.2	138.3%
% of market	6.1%		1.8%		% of market	12.2%		1.3%	
SELL	7.4	-52.7%	0.9	-33.8%	SELL	329.8	-42.3%	20.1	-3.0%
% of market	5.6%		1.8%		% of market	12.3%		3.1%	
NET BUY (SELL)	0.75		(0.0)		NET BUY (SELL)	(1.4)		(11.9)	

Source: HSX, HNX

Foreign net buy/sell (30 days) in VND'bn



2017 ACCUMULATION

Volume (Mln'shs)	HOSE % of 2016	HNX % of 2016	Value (VND'bn)	HOSE % of 2016	HNX % of 2016				
BUY	2,112.8	85.8%	232.1	58.8%	BUY	86,412.3	94.7%	3,349.7	53.8%
% of market	6.0%		2.2%		% of market	12.2%		3.0%	
SELL	2,084.2	78.0%	250.3	76.3%	SELL	73,066.8	73.8%	3,891.8	76.5%
% of market	5.9%		2.4%		% of market	10.3%		3.5%	
NET BUY (SELL)	28.7		(18.3)		NET BUY (SELL)	13,345		(542.1)	

Source: HSX, HNX

FOREIGN ACTIVITIES

HOSE					
Top buy by foreigners (value)					VND'bn
Ticker	Last Price	Chg	%chg	Value	Index impact
VNM	149,000	0	0.00	125.7	0.000
CII	32,550	250	0.77	42.4	0.028
HPG	38,850	50	0.13	25.4	0.030
REE	34,550	-100	-0.29	18.5	-0.012
NLG	26,500	600	2.32	18.4	0.037

Top sell by foreigners (value)						VND'bn
Ticker	Last Price	Chg	%chg	Value	Index impact	
VNM	149,000	0	0.00	98.3	0.000	
CII	32,550	250	0.77	64.6	0.028	
VCB	39,050	350	0.90	58.4	0.498	
REE	34,550	-100	-0.29	18.5	-0.012	
HPG	38,850	50	0.13	17.7	0.030	

Top net buy by foreigners (value)						VND'bn
Ticker	Last Price	Chg	%chg	Value	Index impact	
VNM	149,000	0	0.00	27.5	0.000	
NLG	26,500	600	2.32	18.4	0.037	
VIC	52,600	-100	-0.19	15.3	-0.104	
DCM	13,850	250	1.84	14.5	0.052	
LDG	15,250	300	2.01	11.6	0.013	

Top net sell by foreigners (value)						VND'bn
Ticker	Last Price	Chg	%chg	Value	Index impact	
VCB	39,050	350	0.90	-49.6	0.498	
CII	32,550	250	0.77	-22.2	0.028	
SBT	24,500	-750	-2.97	-12.1	-0.075	
VJC	105,300	-100	-0.09	-7.0	-0.013	
MSN	57,100	-600	-1.04	-4.0	-0.275	

HNX					
Top buy by foreigners (value)					VND'bn
Ticker	Last Price	Chg	%chg	Value	Index impact
HUT	11,700	0	0.00	1.8	0.000
LAS	15,800	600	3.95	1.6	0.000
API	32,500	600	1.88	0.6	0.000
KVC	3,400	100	3.03	0.5	0.000
SPI	5,800	300	5.45	0.5	0.000

Top sell by foreigners (value)						VND'bn
Ticker	Last Price	Chg	%chg	Value	Index impact	
SAF	67,000	0	0.00	8.3	0.000	
PVS	16,000	100	0.63	6.4	0.000	
SHS	18,500	200	1.09	2.2	0.000	
HDA	9,000	300	3.45	0.8	0.000	
NTP	72,000	0	0.00	0.7	0.000	

Top net buy by foreigners (value)						VND'bn
Ticker	Last Price	Chg	%chg	Value	Index impact	
HUT	11,700	0	0.00	1.8	0.000	
LAS	15,800	600	3.95	1.6	0.000	
API	32,500	600	1.88	0.6	0.000	
SPI	5,800	300	5.45	0.5	0.000	
PVE	8,100	100	1.25	0.5	0.000	

Top net sell by foreigners (value)						VND'bn
Ticker	Last Price	Chg	%chg	Value	Index impact	
SAF	67,000	0	0.00	-8.35	0.000	
PVS	16,000	100	0.63	-6.37	0.000	
SHS	18,500	200	1.09	-2.05	0.000	
HDA	9,000	300	3.45	-0.76	0.000	
NTP	72,000	0	0.00	-0.72	0.000	

Source: Bloomberg, HOSE, HNX

DAILY MARKET RECAP

6 October 2017

TOP 70 MARKET CAPS SNAPSHOT ON HOSE

No.	Ticker	Price VND	Price change (%)			Mkt. Cap US\$mIn	Outs. Vol. Mln'shs	Float ratio %	Avail. Fil %	Ave. daily vol. (30 days-shs)	EPS			P/E x	P/B x	ROE %	ROA %
			1M	3M	6M						T12M	Diluted	1Y Gr.				
1	VNM VM	149,000	-1.3	-5.4	3.9	9,514	1,451	57.8	44.7	538,489	6,333	5,831	19.9	23.5	8.8	38.9	33.1
2	SAB VM	260,100	-1.1	23.9	28.1	7,339	641	10.4	39.1	25,271	7,178	6,442	37.3	36.2	12.1	33.8	21.5
3	VCB VM	39,050	2.8	-0.8	6.0	6,181	3,598	22.9	9.3	1,555,929	1,788	1,566	6.0	21.8	2.7	12.8	1.0
4	VIC VM	52,600	5.2	24.1	26.4	6,105	2,638	52.3	19.0	1,136,965	1,203	1,178	111.2	43.7	4.8	9.8	1.5
5	GAS VM	67,800	4.1	11.7	23.7	5,708	1,913	4.2	45.7	520,742	4,184	3,548	-18.8	16.2	3.3	20.3	13.4
6	PLX VM	61,700	-7.9	-13.1	N/A	3,146	1,159	100.0	11.0	761,676	3,883	4,254	43.0	15.9	3.2	21.5	7.8
7	CTG VM	19,100	1.9	-5.7	6.1	3,129	3,723	15.8	0.0	1,415,107	1,970	1,457	20.6	9.7	1.2	12.3	0.8
8	BID VM	19,950	-3.2	-1.7	16.3	3,001	3,419	4.4	28.2	1,935,664	1,813	1,354	-5.1	11.0	1.5	14.1	0.6
9	MSN VM	57,100	19.0	37.8	24.4	2,884	1,148	43.9	20.1	640,918	1,963	2,481	86.5	29.1	3.6	13.0	3.3
10	HPG VM	38,850	7.9	16.7	31.9	2,593	1,517	58.9	9.3	4,024,339	5,182	4,470	82.3	7.5	2.6	34.9	20.9
11	VPB VM	37,200	-2.5	N/A	N/A	2,451	1,497	100.0	0.0	738,984	4,485	4,485	37.1	8.3	1.8	25.4	1.9
12	ROS VM	110,700	-5.2	34.2	-27.4	2,304	473	27.0	47.2	3,146,481	1,033	1,033	N/A	107.2	10.7	11.7	7.4
13	VJC VM	105,300	12.7	17.4	14.5	2,091	451	64.7	3.6	721,327	6,233	6,233	-24.9	16.9	9.8	68.7	14.3
14	MBB VM	23,100	3.9	11.3	57.5	1,828	1,798	48.9	0.0	3,296,621	1,875	1,633	-6.3	12.3	1.6	13.5	1.3
15	NVL VM	61,400	2.0	-9.2	-12.8	1,683	623	29.5	39.7	1,919,025	3,396	3,059	N/A	18.1	4.0	23.1	5.3
16	BVH VM	54,100	-0.7	-6.7	-7.2	1,620	680	29.1	24.5	216,380	2,101	1,651	10.9	25.8	2.6	10.7	1.9
17	MWG VM	117,500	8.8	14.4	40.7	1,590	308	72.4	0.0	446,701	5,949	4,974	40.3	19.8	7.7	46.6	16.0
18	BHN VM	130,000	54.8	66.7	55.9	1,326	232	100.0	31.5	54,523	3,236	3,236	-9.6	40.2	5.3	13.8	8.0
19	FPT VM	48,750	1.1	1.8	20.4	1,139	531	70.5	0.0	810,840	3,887	3,413	2.9	12.5	2.6	21.5	7.7
20	STB VM	12,300	5.6	-8.6	0.0	976	1,804	94.6	15.3	2,199,573	292	49	-89.0	42.1	1.0	2.3	0.2
21	CTD VM	203,100	-2.4	-6.6	1.7	684	77	89.0	2.4	45,064	20,254	20,894	88.6	10.0	2.4	29.1	14.6
22	EIB VM	11,900	-2.1	-7.8	0.8	644	1,229	75.6	0.2	277,513	468	251	660.6	25.5	1.1	4.3	0.4
23	DHG VM	105,300	-0.6	-13.6	17.9	606	131	31.8	0.0	87,285	5,001	4,662	21.7	21.1	4.9	24.9	19.8
24	SBT VM	24,500	-19.1	-30.6	-3.0	600	557	72.1	18.0	1,677,761	1,209	1,176	2.4	20.3	2.0	10.3	4.6
25	GMD VM	43,500	2.4	-0.5	28.7	552	288	59.6	0.0	836,323	2,071	2,009	-4.2	21.0	2.1	6.9	4.0
26	SSI VM	25,550	2.2	-10.7	11.1	551	490	57.0	48.1	2,192,108	2,166	1,698	2.4	11.8	1.4	13.4	7.0
27	PNJ VM	110,500	3.3	11.6	49.3	526	108	64.5	0.0	193,295	6,190	4,383	671.7	17.9	6.3	37.9	17.5
28	REE VM	34,550	-1.6	-7.7	28.9	471	310	48.3	0.0	1,151,018	4,895	3,526	27.9	7.1	1.5	22.3	14.1
29	HSG VM	28,150	-4.6	-14.6	-2.6	433	350	52.3	21.2	2,156,544	4,577	4,200	120.2	6.2	2.0	36.4	11.7
30	DPM VM	22,700	-2.6	-4.6	-3.4	391	391	35.2	28.2	551,497	1,925	2,452	-25.6	11.8	1.1	9.7	7.8
31	KDC VM	40,600	-3.8	-14.5	-0.7	367	206	49.8	39.1	285,765	6,820	5,714	-74.7	6.0	1.2	23.5	15.6
32	KDH VM	25,200	3.0	2.2	15.3	363	328	63.7	3.3	92,834	1,511	1,387	55.3	16.7	1.8	11.3	5.2
33	NT2 VM	28,300	9.7	-4.6	-11.4	358	288	27.9	29.0	305,339	2,816	3,701	-5.0	10.0	1.7	16.3	7.8
34	CII VM	32,550	-2.0	-14.0	-14.7	353	246	58.6	7.1	937,431	8,792	3,191	9.7	3.7	1.6	47.7	12.5
35	HBC VM	60,400	4.9	12.3	48.3	342	129	70.8	25.5	1,493,789	6,301	3,960	539.6	9.6	4.3	53.4	7.1

DAILY MARKET RECAP

6 October 2017

(Continue)

No.	Ticker	Price VND	Price change (%)			Mkt. Cap US\$mIn	Outs. Vol. Mln'shs	Float ratio %	Avail. Fil %	Ave. daily vol. (30 days-shs)	EPS			P/E x	P/B x	ROE %	ROA %
			1M	3M	6M						T12M	Diluted	1Y Gr.				
36	HAG VM	8,290	-0.2	-8.9	-11.3	338	927	61.3	37.4	2,139,752	475	-1,439	N/A	17.4	0.5	2.8	0.8
37	HNG VM	9,630	6.5	-5.6	-17.7	325	767	35.1	48.1	1,281,435	714	-1,298	N/A	13.5	0.7	5.2	1.7
38	DCM VM	13,850	1.8	-7.7	35.1	323	529	24.4	47.0	1,370,499	1,516	1,011	N/A	9.1	1.2	13.5	6.4
39	VCI VM	58,900	1.6	N/A	N/A	311	120	91.9	17.1	86,055	3,854	3,854	-18.8	15.3	5.1	31.9	12.1
40	PDR VM	30,700	9.6	9.1	63.1	300	222	38.3	48.3	1,178,060	1,356	1,033	28.1	22.6	2.7	12.5	3.4
41	KBC VM	14,000	-8.8	-17.4	-5.7	289	470	75.2	17.2	1,883,147	1,232	1,186	-11.6	11.4	0.8	7.4	4.0
42	PPC VM	20,100	1.0	0.0	17.5	281	318	15.0	32.9	193,925	4,688	1,724	-2.2	4.3	1.2	29.6	15.4
43	BMP VM	75,700	4.7	-23.9	-30.1	273	82	61.8	55.8	467,077	6,230	7,664	20.9	12.2	2.7	23.0	19.3
44	TCH VM	16,350	2.2	-19.9	-8.7	261	363	52.5	48.6	1,030,959	1,379	1,379	N/A	11.9	1.3	16.6	15.1
45	DXG VM	20,300	-0.7	17.3	6.7	255	286	71.5	19.6	3,720,418	2,087	2,555	29.6	9.7	1.8	23.7	10.3
46	HT1 VM	14,700	-10.9	-37.3	-36.1	247	382	20.0	43.7	793,541	1,736	2,121	-0.2	8.5	1.1	13.3	5.6
47	PVD VM	14,000	2.6	1.1	-28.8	236	383	48.1	30.0	2,692,350	-513	224	-94.1	N/A	0.4	-1.5	-0.8
48	HCM VM	41,300	5.5	-13.8	22.9	235	130	38.0	46.0	391,860	3,032	2,395	49.9	13.6	2.2	16.3	9.0
49	VCF VM	200,000	0.6	0.0	17.6	234	27	30.7	19.3	255	13,794	14,450	30.0	14.5	2.4	18.3	12.9
50	TLG VM	98,000	-2.0	-8.7	19.1	215	50	25.6	72.0	1,875	4,704	4,242	24.9	20.8	4.9	24.7	17.7
51	TRA VM	116,500	1.3	-6.0	19.5	212	41	57.9	1.0	13,333	5,279	5,081	29.0	22.1	4.9	23.4	16.0
52	QCG VM	17,500	-5.9	-26.8	150.7	212	275	32.1	48.4	429,034	860	163	87.6	20.4	1.2	6.0	2.6
53	VHC VM	51,500	6.2	-12.3	-5.5	209	92	25.1	61.4	81,226	5,425	5,922	80.9	9.5	1.8	20.6	9.6
54	FLC VM	7,390	-0.4	2.6	-10.3	207	638	86.2	39.7	20,895,310	945	1,795	-8.0	7.8	0.6	7.8	3.6
55	LGC VM	23,400	9.6	2.2	-6.8	199	193	N/A	4.0	203	1,558	1,698	-49.5	15.0	1.9	12.5	3.6
56	GTN VM	17,200	10.3	0.6	9.6	189	250	18.4	51.2	803,917	127	104	-86.3	135.2	1.6	1.3	0.9
57	PAN VM	36,000	-5.0	0.6	-3.3	186	118	59.8	53.9	6,510	1,447	2,164	-1.9	24.9	1.7	7.2	4.0
58	NLG VM	26,500	-3.1	-5.5	6.7	183	157	56.2	6.6	838,257	3,325	1,954	70.0	8.0	1.5	20.1	7.9
59	PVT VM	14,550	-3.0	0.3	13.2	180	281	48.9	18.9	233,122	1,278	1,321	12.9	11.4	1.2	10.3	4.1
60	BWE VM	25,950	3.4	N/A	N/A	171	150	20.3	48.9	381,358	1,606	1,606	N/A	16.2	1.4	8.7	3.0
61	BIC VM	32,650	-8.3	-15.3	-18.3	168	117	99.7	1.5	12,404	1,090	1,083	-27.2	30.0	1.9	6.4	2.7
62	ITA VM	4,080	0.5	-17.4	12.4	168	938	71.0	38.2	2,220,747	48	43	-74.1	84.3	0.4	0.4	0.4
63	DIG VM	15,950	0.9	0.0	81.3	167	238	86.9	23.2	826,028	281	228	459.2	56.8	1.4	2.4	1.1
64	DMC VM	107,500	-0.5	-17.8	19.4	164	35	46.3	37.0	5,562	5,597	4,856	44.3	19.2	4.1	22.9	18.1
65	PTB VM	142,000	8.4	28.3	27.0	162	26	59.5	34.5	112,691	10,347	8,863	58.8	13.7	4.4	37.0	16.6
66	VSH VM	17,600	-1.7	2.3	11.4	160	206	69.3	33.4	51,082	1,490	1,219	2.4	11.8	1.3	11.1	5.3
67	NKG VM	35,550	7.1	3.2	27.0	156	100	27.1	69.7	454,030	6,296	6,850	286.2	5.6	1.9	39.5	9.4
68	PGD VM	39,500	-5.8	-23.2	2.1	156	90	49.5	20.8	3,157	1,059	2,313	-37.5	37.3	2.8	6.9	3.9
69	CHP VM	27,750	6.9	1.3	20.9	154	126	20.0	45.8	89,176	3,504	1,950	-21.5	7.9	2.1	29.3	15.2
70	PC1 VM	34,300	-0.6	-4.5	14.3	148	98	67.0	17.8	148,428	3,486	3,486	-50.6	9.8	1.7	18.7	7.8

Source: Bloomberg

DISCLAIMER

This report has been prepared by VNDIRECT or one of its affiliates for distribution in Vietnam and overseas. The information herein is believed by VNDIRECT to be reliable and is based on public sources believed to be reliable. With exception of information about VNDIRECT, VNDIRECT makes no representation about the accuracy of such information.

Options, estimates and projection expressed in this report represent the current views of the author at the date of publication only. They do not necessarily reflect the opinions of VNDIRECT and are subject to change without notice. VNDIRECT has no obligation to update, amend or in any way modify this report or otherwise notify a reader thereof in the event that any of the subject matter or opinion, projection or estimate contained within it changes or becomes inaccurate.

The information herein was obtained from various sources and we do not guarantee its accuracy or completeness. Prices and availability of financial instruments are also subject to change without notice.

This published research may be considered by VNDIRECT when buying or selling proprietary positions or positions held by funds under its management. VNDIRECT may trade for its own account as a result of short-term trading suggestions from analysts and may also engage in securities transactions in a manner inconsistent with this report and opinions expressed therein.

Neither the information nor any opinion expressed in this report constitutes an offer, nor an invitation to make an offer, to buy or sell any securities or any option, futures or other derivative instruments in any jurisdiction. Nor should it be construed as an advertisement for any financial instruments.

Officers of VNDIRECT may have a financial interest in securities mentioned in this report or in related instruments. This research report is prepared for general circulation for general information only. It does not have regard to the specific investment objectives, financial situation or particular needs of any person who may receive or read this report.

Investors should note that the prices of securities fluctuate and may rise and fall. Past performance, if any, is no guide to the future. The financial instruments discussed in this report may not be suitable for all investors. Investors must make their own financial decisions based on their independent financial advisors as they believe necessary and based on their particular financial situation and investment objectives.

This report may not be copied, reproduced, published or redistributed by any person for any purpose without the express permission of VNDIRECT in writing. Please cite sources when quoting.

ADDRESS

Headquarter

1 Nguyen Thuong Hien Str
Hai Ba Trung Dist, Hanoi
T: +84 4 3972 4568
F: +84 4 3972 4600

HCMC Office

The 90th Pasteur Building
90 Pasteur Str, Dist 1, HCMC
T: +84 28 7300 0688
F: +84 28 3914 6924

Da Nang Office

Room 7-8-9, 3rd floor, Buu Dien Building
155 Nguyen Van Linh Str, Da Nang City
T: +84 511 382 1111

Vinh - Nghe An Office

1 Lenin Str
Vinh City, Nghe An Province
T: +84 388 688 466
F: +84 388 688 466

Can Tho Office

3rd floor STS Building, 11B Hoa Binh
Ninh Kieu, Can Tho
T: +84 710 3766 959
F: +84 710 3826 331

Quang Ninh Office

1st & 2nd floor, 29-31, 25/4 Str
Ha Long City, Quang Ninh Province
T: +84 33 3820 818
F: +84 33 3820 333

CONTACTS

Hang Tran (Ms.)

Director

T: +84 28 7300 0688 (Ext: 21168)
E: hang.tranxuan@vndirect.com.vn

Trung Nguyen (Mr.)

Associate Director – Business Development

T: +84 28 7300 0688 (Ext: 21068)
E: trung.nt@vndirect.com.vn

Giang Nguyen (Ms.)

Associate Director - Trading

T: +84 28 7300 0688 (Ext: 21099)
E: giang.nt@vndirect.com.vn

Linh Nguyen (Ms.)

Institutional trader

T: +84 28 7300 0688 (Ext: 21089)
E: linh.nn@vndirect.com.vn

Anh Pham (Ms.)

Institutional trader

T: +84 28 7300 0688 (Ext: 21222)
E: anh.phamnguyen@vndirect.com.vn