

Market commentary

Vietnam Stock Markets sagged for a third consecutive day on investors' fear of renewed correction. Despite the strong support of the newly listed ticker VJC, green ink only remained on HOSE in the morning. Later, VN-INDEX sank lower in negativity towards the end of the session, hindered by numerous losing blue chips. Most sectors showed a bearish consensus. Particularly, Utilities sector continued to record the largest decline, of which GAS led decliners by reducing over 0.73pts of the index. Downward trend also existed in many leading Real Estate, Banking and Insurance stocks, such as VIC, VCB, BID, BVH and CTG. Even worse, heavy-weighted Beverage tickers including VNM and SAB were hit hard by the aggressive selling pressure, thus further exacerbating the investors' sentiment. On the bright side, thanks to foreigners' overwhelming demand, both HPG and VHC resumed their winning streak and staged impressive gains along with PAN, EIB, DXG, CII and KDH. However, such bullish force still failed to cushion the index' fall. Consequently, VN-INDEX extended losses to bottom at 707.51pts (-0.28%) with 115 advancers, 136 decliners and 72 unchanged. HNX-INDEX also experienced choppy trading, but managed to reverse timely just before closing at 86.61pts (-0.01%) with 104 gainers, 87 losers and 189 unchanged.

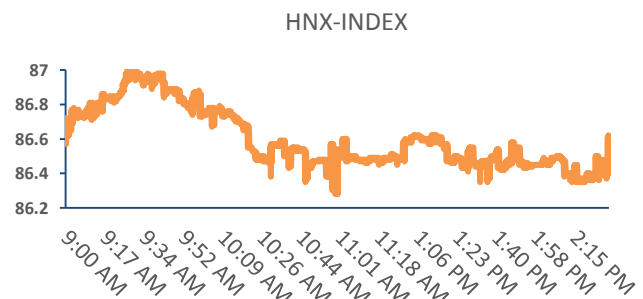
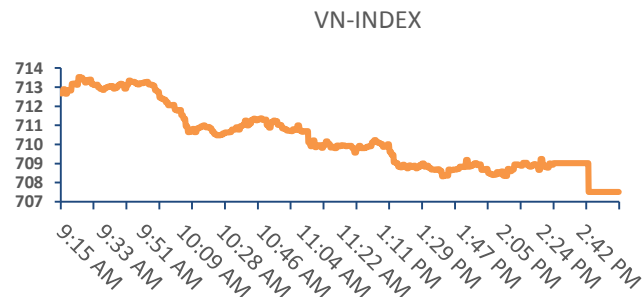
Utilities remained its downtrend (-1.08%), followed by Real Estate (-0.78%), and Financials (-0.73%). Only Industrials (+1.33%), Materials (+0.80%), and Consumer Discretionary (+0.34%) rose. Regarding tickers, top index laggards were GAS (-1.53%), VNM (-0.84%), VIC (-1.34%), VCB (-0.81%), and BID (-1.53%). Top index movers included VJC (+6.93%), HPG (+2.69%), ROS (+0.87%), PAN (+5.95%), and VHC (+4.48%). On the put-through market, top 3 major deals showed VCS with 2.5mn shares (VND401.6bn), SAM with 5.8mn shares (VND52.6bn), and VNM with 329,540 shares (VND42.9bn).

Foreigners net bought on HOSE with net-buying value of VND124.6bn and net sold on HNX with net-selling value of VND2.3bn. They accumulated HPG (VND187.8bn), VNM (VND57.6bn), and VJC (VND26.3bn) while sold were VNM (VND57.6bn), HPG (VND44.4bn), and VCB (VND28.3bn).

Snapshot	HOSE	HNX
Close (pts)	707.5	86.6
1 Day change (%)	-0.28	-0.01
Volume (mn shs)	176.4	55.5
Value (US\$m)	135.4	36.4
Gainers	115	104
Losers	136	87
Unchanged	72	189

Commodities & Currencies	Close	%chg
Gold(USD/Oz)	1,245	-0.38
WTI Oil (\$/B) 1Mth	53.7	-0.22
Brent Oil (\$/B) 1Mth	56.4	-0.02
USDVND	22,826	-0.11
EURVND	24,069	-0.17

Source: Bloomberg



Sectors (VNIndex)	Price 1D chg	Index Wgt	P/E x	P/B x
Consumer Discretionary	0.34%	0.78	14.44	4.46
Consumer Staples	-0.45%	7.75	26.44	7.61
Energy	-0.22%	0.34	49.85	0.89
Financials	-0.73%	4.39	18.58	1.90
Health Care	-0.29%	0.36	16.38	3.17
Industrials	1.33%	1.66	55.85	6.18
IT	-0.59%	1.10	10.38	2.05
Materials	0.80%	0.95	8.57	1.61
Real Estate	-0.78%	4.45	52.49	3.4
Utilities	-1.08%	5.15	15.59	2.56

Source: Bloomberg

Country	Close Points	1D chg %	P/E x	P/B x	Market cap US\$b
China	3,435.1	-0.67	15.37	1.86	3,553
India	8,959.9	0.16	22.0	2.86	927
Indonesia	5,408.3	0.84	24.4	2.26	438
Laos	1,063.4	0.54	11.79	0.90	1
Malaysia	1,715.7	1.06	16.9	1.70	231
Philippines	7,234.9	0.90	19.6	2.34	172
Taiwan	9,691.8	0.18	16.1	1.67	926
Thailand	1,571.5	0.28	16.8	1.94	440
Vietnam	707.5	-0.28	16.3	2.10	73

Source: Bloomberg

Bloomberg: VNDS

Market News

Oil slid for a third day as record-high U.S. crude stockpiles were seen jeopardizing OPEC's efforts to drain a global surplus. Futures declined 0.8% in New York. While Saudi Arabia's February crude shipments fell again, indicating OPEC's top producer is cutting deeper than it pledged, U.S. stockpiles expanded by 1.5mn barrels last week. Still, Citigroup Inc. said the increase in American inventories was "muted" compared with earlier gains and may peak as refineries restart after maintenance. *(Bloomberg)*

Vietnam shipped US\$4.8bn worth of phones and accessories in Jan-Feb 2017, General Statistics Office said in emailed monthly report. Besides, the country's Jan-Feb exports of electronic products, computers and accessories rose by 34.4% YoY to US\$3.1bn. *(Bloomberg)*

Local automakers are moving towards importing cars that were previously manufactured and assembled in the country, as the import tax on cars from ASEAN countries will be removed from 2018. *(Bloomberg)*

Vietnam will suspend imports of five agricultural commodities from India. In particular, on Mar 01, Vietnam's Ministry of Agriculture and Rural Development decided to suspend import of five agricultural commodities from India, which are peanuts, cassia alata seeds, cocoa seeds, French bean seeds and tamarind from India due to the high risk of them containing insects. The suspension will take effect after 60 days since Mar 01. *(Bloomberg)*

The General Statistics Office predicted that Vietnam obtained export revenue of US\$13bn in February but spent US\$14.2bn on imports, resulting in a trade deficit of US\$1.2bn. The deficit, according to the office, was due to a significant increase in imports to serve domestic production which normally surges after the Lunar New Year holiday. *(Bloomberg)*

Corporate News

FLC Faros Construction JSC (ROS VN) - removal of margin trading restriction and key personnel change: Ho Chi Minh Stock Exchange (HOSE) has announced to remove ROS from the list of margin-trading restricted stocks as the stock has sufficiently been listed for over 6 months (starting from Sep 01, 2016). Besides, the company approved the resignation of Ms. Dam Mai Huong from Chief Account position on Mar 01 and appointed Mr. Nguyen Thien Phu to replace Ms. Huong. *(Cafef.vn)*

Nam Kim Steel JSC (NKG VN) - shareholder's activity: On Feb 24, Norges Bank purchased 45,000 NKG shares, thus raising the holding of the group of related shareholders from 17.96% to 18.02% (11,905,000 shares). *(Cafef.vn)*

Vietnam Airlines JSC (HVN VN – UPCOM) – shareholder's activity: According to Hanoi Stock Exchange (HNX), Vietnam Technological and Commercial Joint Stock Bank (TCB) sold 21mn HVN shares from Feb 23 to Mar 01, reducing its stake to only 18,705 shares. *(Cafef.vn)*

Rong Viet Securities JSC (VDS VN) - 2017 business plan, bond issuance, and 2017 AGM: VDS has set 2017 business targets with VND307.5bn in revenue (+29.2% YoY) and VND80bn in EAT (+62.25% YoY). In addition, VDS will issue 500,000 unsecured non-convertible bonds at the par value of VND1mn/bond. Besides, the company's 2017 AGM will be held on Mar 23 at the first floor, New World Saigon Hotel, 76 Le Lai Street, District 1, HCMC. (*Cafef.vn*)

Tu Liem Urban Development JSC (NTL VN) – 2017 business plan and 2017 AGM: NTL has set 2017 business targets with VND400bn in revenue and VND110bn in EBT. Moreover, 2017 dividend ratio is expected at 10% (not stated in cash or stock). Besides, Mar 16 will be the record date for attending 2017 AGM, which will be held on Apr 15. Further information will be announced later. (*Cafef.vn*)

Phu Tai JSC (PTB VN) – 2017 AGM and shareholder's activity: PTB will hold its 2017 AGM on Mar 19 at the company's Headquarter, Phu Tai Building, 278 Nguyen Thi Dinh Street, Quy Nhon City, Binh Dinh. Besides, independent BoD member Nguyen Duc Thang sold 100,000 PTB shares via order-matching method from Feb 10 to Feb 28, hence reducing his stake to 264,118 shares (1.22%). (*Cafef.vn*)

Southern Gas Trading JSC (PGS VN) – shareholder's activity: Halley Sicav - Halley Asian Prosperity sold 233,800 PGS shares on Feb 24, reducing its stake to 3,281,973 shares (6.56%). (*Cafef.vn*)

Duc Thanh Wood Processing JSC (GDT VN) – shareholder's activity and FY2016 AGM: From Mar 03 to Mar 31, Ms. Le Nhu Ai has registered to sell 250,000 GDT shares out of 332,640 shares owned (2.23%) via order-matching and put-through methods. Besides, GDT has announced to hold FY2016 AGM at Kim Do Hotel, 133 Nguyen Hue, Ben Nghe Ward, District 1, HCMC on Apr 22. (*Cafef.vn*)

Vietnam International Commercial Joint Stock Bank (VIB VN - UPCOM) – shareholder's activity: From Mar 02 to Mar 24, Vice CEO Loic Michel Marc Faussier has continuously registered to purchase 1.1mn VIB shares via order-matching and put-through methods. Notably, he currently holds 1,285,905 shares (0.23%). (*Cafef.vn*)

Hung Vuong Corporation (HVG VN) - warning announcement: Ho Chi Minh Stock Exchange (HOSE) has issued a warning announcement to HVG regarding the firm's violation of information disclosure regulations for more than 3 times during 1 year. (*Cafef.vn*)

Cuu Long Pharmaceutical JSC (DCL VN) - investment activity: DCL has decided to contribute VND55bn (55% of the chartered capital) to establish Benavos Cancer Medicine JSC and appointed Mr. Nguyen Van Sang as the representative of DCL's capital contribution. (*Cafef.vn*)

PetroVietnam Coating JSC (PVB VN) - 2017 business plan: PVB has set 2017 business plan with VND102bn in total revenue and a negative figure of VND24.9bn in EAT. (*Ndh.vn*)

Long Hau Corporation (LHG VN) - share issuance: LHG will issue 1,300,521 ESOP shares at the ratio of 100:5 at the price of VND13,000/share. Notably, such ESOP shares will not be subject to any transfer restriction. Moreover, the company has also approved to issue and offer 22,629,074 shares to the current shareholders at the ratio of 100:87 and the price of VND13,000/share. Both share issuances are scheduled within 1H2017. The total proceeds is estimated at VND311bn, which will be used to invest in Long Hau 3 project. *(Cafef.vn)*

International Gas Product Shipping JSC (GSP VN) - 2017 business plan: GSP's BoD has approved 2017 business plan with VND1.252tr in revenue (+10% YoY) but only VND41.6bn in EAT (-10% YoY). *(Cafef.vn)*

Tan Cang Logistics and Stevedoring JSC (TCL VN) - dividend payment and 2017 AGM: TCL has decided to pay the first 2016 cash dividend of VND1,500/share, which is expected within Apr 2017. In addition, the company has also approved to hold its 2017 AGM on Apr 28 at 1295B Nguyen Thi Dinh Street, District 2, HCMC. *(Cafef.vn)*

Aviation Printing JSC (IHK VN - UPCOM) - shareholders' activities: From Mar 10 to Mar 31, Supervisory Board member Pham Thi Thanh Thuy has registered to fully divest 122,400 INK shares (5.71%) while Ms. Ly Thi Phuong, wife of Chairman cum CEO Pham Quang Thiep, has registered to purchase 130,000 shares via order-matching and put-through methods. Notably, Ms. Phuong currently holds 120,000 shares (5.6%). *(Cafef.vn)*

Viglacera TienSon JSC (VIT VN) - 1Q2017 business plan: VIT has approved 1Q2017 business plan with net revenue of VND176.4bn and EBT of VND8.3bn. In addition, during the period, VIT will complete the necessary procedure to purchase My Duc Ceramic Co., Ltd. and seek for other capital sources with lower interest rates to reduce the company's financial expenses. *(Cafef.vn)*

Binh Dinh Minerals JSC (BMC VN) – dividend payment and 2017 AGM: Mar 15 and Mar 16 will be the ex-date and record date, correspondingly, for receiving the second 2015 cash dividend of VND400/share and attending BMC's 2017 AGM at Sai Gon Hotel, Binh Dinh Province. The payment is expected from Apr 04. *(Cafef.vn)*

Cho Lon Real Estate JSC (RCL VN) – dividend payment and 2017 AGM: Mar 14 and Mar 15 will be the ex-date and record date, respectively, for paying the first 2016 cash dividend of VND600/share and attending RCL's 2017 AGM. The payment will be started from May 18 and the meeting will be held on Apr 18. *(Cafef.vn)*

Lam Dong Investment and Hydraulic Construction JSC (LHC VN) – dividend payment and 2017 AGM: Mar 30 and Mar 31 will be the ex-date and record date, correspondingly, for receiving 2016 cash dividend of VND3,000/share (est. 2016 dividend yield of 4.4%) and participating in LHC's 2017 AGM. The payment will be made on Apr 14 while the meeting is expected to take place on Apr 16. Further detail will be disclosed later. *(Cafef.vn)*

Thai Nguyen Iron and Steel JSC (TIS VN - UPCOM) – shareholder's activity: On Feb 21, Thai Hung Trading JSC bought 14.1mn TIS shares, lifting its holding from 103,100 shares (0.04%) to 14,203,100 shares (5%) and becoming the company's major shareholder. *(Cafef.vn)*

NHP Production Import – Export JSC (NHP VN) – shareholder’s activity: On Feb 27, Ms. Do Thu Hien purchased 471,300 NHP shares, thus raising her holding to 1,719,400 shares (6.24%) and becoming NHP’s major shareholder. (*Cafef.vn*)

Petroleum Mechanical JSC (PMS VN) – shareholder’s activity: Daewon - Thu Duc Housing Development JSC, which relates to PMS’ Vice Chairman Howang Yu Nam, has registered to divest its entire stake of 1,396,300 PMS shares (19.39%) from Mar 03 to Mar 23 via order-matching and put-through methods. (*Cafef.vn*)

Saigon - Mien Trung Beer JSC (SMB VN - UPCOM) – shareholder’s activity: Vietcomreal JSC, which relates to BoD member Nguyen Thi Phuoc, has registered to purchase 1.1mn SMB shares from Mar 02 to Mar 29 via order-matching and put-through methods. Notably, Vietcomreal JSC currently holds 2,743,473 shares (9.19%). (*Cafef.vn*)

DAILY MARKET RECAP

03 Mar 2017

MARKET MOVEMENTS

HOSE					
Top gainers					VND
Ticker	Last Price	Chg	%chg	Vol.	Index impact
CDO	4,630	300	6.9	179,820	0.004
VJC	123,500	8,000	6.9	190,550	1.027
BMC	17,000	1,100	6.9	135,320	0.006
CYC	4,060	260	6.8	13,430	0.000
ATG	2,720	170	6.7	488,220	0.001

Top losers					
Ticker	Last Price	Chg	%chg	Vol.	Index impact
SGT	5,580	-420	-7.0	7,500	-0.013
PJT	10,700	-800	-7.0	8,350	-0.004
TAC	70,400	-5,200	-6.9	2,180	-0.042
TDW	26,000	-1,900	-6.8	4,160	-0.007
HCD	10,300	-750	-6.8	1.02MLN	-0.004

Top index movers					
Ticker	Last Price	Chg	%chg	Vol.	Index impact
VJC	123,500	8,000	6.9	190,550	1.027
HPG	42,000	1,100	2.7	7.91MLN	0.397
ROS	151,400	1,300	0.9	2.97MLN	0.239
PAN	44,500	2,500	6.0	3,010	0.109
VHC	49,000	2,100	4.5	178,520	0.083

Top index laggards					
Ticker	Last Price	Chg	%chg	Vol.	Index impact
GAS	58,000	-900	-1.5	926,350	-0.737
VNM	129,700	-1,100	-0.8	482,040	-0.683
VIC	44,100	-600	-1.3	794,680	-0.677
VCB	36,900	-300	-0.8	1.15MLN	-0.462
BID	16,050	-250	-1.5	2.36MLN	-0.366

Top active volume					
Ticker	Last Price	Chg	%chg	Vol.	Index impact
FLC	7,200	-500	-6.5	42.88MLN	-0.136
HQC	2,660	-140	-5.0	12.60MLN	-0.026
HPG	42,000	1,100	2.7	7.91MLN	0.397
FIT	4,950	-120	-2.4	6.59MLN	-0.013
HAG	7,910	-240	-2.9	6.01MLN	-0.081

HNX					
Top gainers					VND
Ticker	Last Price	Chg	%chg	Vol.	Index impact
DLR	8,800	800	10.0	100	0.000
DPS	3,300	300	10.0	1.21MLN	0.000
PCG	7,700	700	10.0	500	0.000
PJC	23,200	2,100	10.0	120	0.000
SEB	30,000	2,700	9.9	700	0.000

Top losers					
Ticker	Last Price	Chg	%chg	Vol.	Index impact
KKC	18,000	-1,400	-26.2	91,760	0.000
CTT	6,300	-700	-10.0	100	0.000
DNC	34,100	-3,700	-9.8	3,100	0.000
BXH	25,000	-2,700	-9.8	100	0.000
VTI	14,300	-1,500	-9.5	100	0.000

Top index movers					
Ticker	Last Price	Chg	%chg	Vol.	Index impact
HUT	12,900	500	4.0	4.34MLN	0.075
VCG	15,500	500	3.3	1.95MLN	0.063
VCS	159,000	2,000	1.3	2.56MLN	0.041
KLF	3,000	200	7.1	8.68MLN	0.036
PHP	17,000	700	4.3	2,000	0.026

Top index laggards					
Ticker	Last Price	Chg	%chg	Vol.	Index impact
SHB	5,200	-100	-1.9	3.77MLN	-0.098
ACB	22,500	-100	-0.4	546,084	-0.087
PVS	18,100	-200	-1.1	750,490	-0.051
NVB	4,700	-100	-2.1	239	-0.032
OCH	4,400	-400	-8.3	2,700	-0.032

Top active volume					
Ticker	Last Price	Chg	%chg	Vol.	Index impact
KLF	3,000	200	7.1	8.68MLN	0.000
HUT	12,900	500	4.0	4.34MLN	0.000
SHB	5,200	-100	-1.9	3.77MLN	0.000
HKB	5,800	-300	-4.9	3.51MLN	0.000
PVX	2,300	0	0.0	2.97MLN	0.000

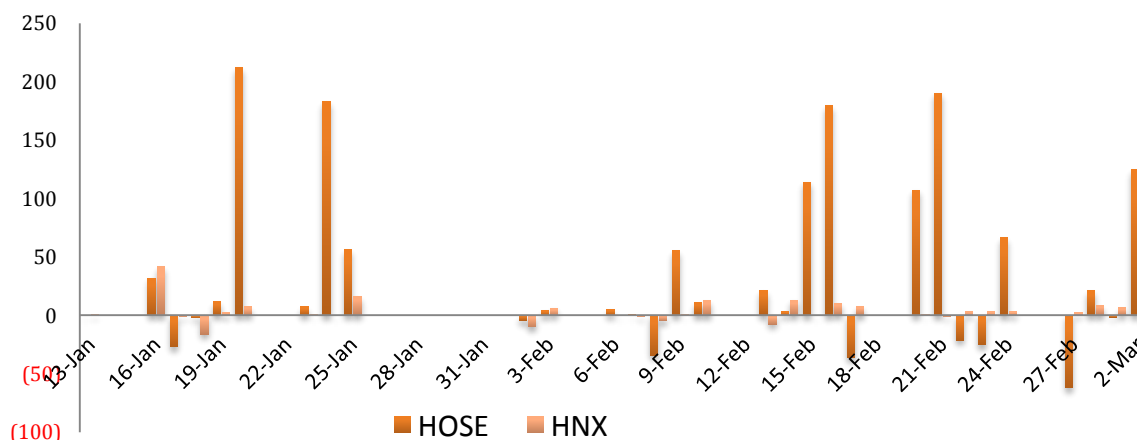
Source: Bloomberg

FOREIGN ACTIVITIES

Volume (Mn'shs)	HOSE	d/d	HNX	d/d	Value (VND'bn)	HOSE	d/d	HNX	d/d
F.BUY	12.0	119.8%	0.5	-8.4%	BUY	450	60.1%	9	-19.3%
% of market	6.8%		0.8%		% of market	14.7%		1.1%	
F.SELL	10.8	5.8%	1.2	213.5%	SELL	326	15.2%	11	137.2%
% of market	0.0%		0.0%		% of market	0.0%		1.4%	
NET BUY (SELL)	1.2		(0.6)		NET BUY (SELL)	125		(2)	

Source: HSX, HNX

Foreign net buy/sell (30 days) in VND'bn



2017 ACCUMULATION

Volume (Mn'shs)	HOSE	% of 2016	HNX	% of 2016	Value (VND'bn)	HOSE	% of 2016	HNX	% of 2016
BUY	331.0	13.4%	37.8	9.6%	BUY	15,239	16.7%	540	8.7%
% of market	6.2%		2.7%		% of market	14.7%		3.9%	
SELL	357.7	13.4%	21.6	6.6%	SELL	13,908	14.1%	380	7.5%
% of market	6.7%		1.5%		% of market	13.4%		2.8%	
NET BUY (SELL)	(26.7)		16.2		NET BUY (SELL)	1,330		160	

Source: HSX, HNX

FOREIGN ACTIVITIES

HOSE					
Top buy by foreigners (value)					VND'bn
Ticker	Last Price	Chg	%chg	Value	Index impact
HPG	42,000	1,100	2.69	187.8	0.397
VNM	129,700	-1,100	-0.84	57.6	-0.683
VJC	123,500	8,000	6.93	26.3	1.027
PVD	22,000	-200	-0.90	20.7	-0.033
GAS	58,000	-900	-1.53	18.9	-0.737

Top sell by foreigners (value)					VND'bn
Ticker	Last Price	Chg	%chg	Value	Index impact
VNM	129,700	-1,100	-0.84	57.6	-0.683
HPG	42,000	1,100	2.69	44.4	0.397
VCB	36,900	-300	-0.81	28.3	-0.462
GAS	58,000	-900	-1.53	23.2	-0.737
VIC	44,100	-600	-1.34	21.2	-0.677

Top net buy by foreigners (value)					VND'bn
Ticker	Last Price	Chg	%chg	Value	Index impact
HPG	42,000	1,100	2.69	143.4	0.397
VJC	123,500	8,000	6.93	26.3	1.027
KBC	14,300	50	0.35	15.1	0.010
NBB	21,050	0	0.00	7.4	0.000
SVC	50,500	800	1.61	3.1	0.009

Top net sell by foreigners (value)					VND'bn
Ticker	Last Price	Chg	%chg	Value	Index impact
VIC	44,100	-600	-1.34	-18.9	-0.677
BID	16,050	-250	-1.53	-13.7	-0.366
DXG	16,850	350	2.12	-13.7	0.038
VCB	36,900	-300	-0.81	-13.0	-0.462
BVH	58,000	-400	-0.68	-4.7	-0.116

HNX					
Top buy by foreigners (value)					VND'bn
Ticker	Last Price	Chg	%chg	Value	Index impact
PVS	18,100	-200	-1.09	1.7	0.000
API	18,000	1,000	5.88	1.5	0.000
THB	18,400	300	1.66	1.1	0.000
MAS	105,900	1,900	1.83	1.1	0.000
DHT	71,000	0	0.00	0.4	0.000

Top sell by foreigners (value)					VND'bn
Ticker	Last Price	Chg	%chg	Value	Index impact
SHB	5,200	-100	-1.89	3.6	0.000
VTV	19,300	0	0.00	2.5	0.000
VND	12,600	0	0.00	1.0	0.000
TNG	13,100	-300	-2.24	0.6	0.000
PVS	18,100	-200	-1.09	0.6	0.000

Top net buy by foreigners (value)					VND'bn
Ticker	Last Price	Chg	%chg	Value	Index impact
API	18,000	1,000	5.88	1.5	0.000
PVS	18,100	-200	-1.09	1.1	0.000
THB	18,400	300	1.66	1.1	0.000
MAS	105,900	1,900	1.83	1.0	0.000
DHT	71,000	0	0.00	0.4	0.000

Top net sell by foreigners (value)					VND'bn
Ticker	Last Price	Chg	%chg	Value	Index impact
SHB	5,200	-100	-1.89	-3.6	0.000
VTV	19,300	0	0.00	-2.5	0.000
VND	12,600	0	0.00	-1.0	0.000
TNG	13,100	-300	-2.24	-0.6	0.000
PVC	8,600	-100	-1.15	-0.5	0.000

Source: Bloomberg, HOSE, HNX

DAILY MARKET RECAP

02 Mar 2017

TOP 70 MARKET CAPS SNAPSHOT ON HOSE

No.	Ticker	Price VND	Price change (%)			Mkt. Cap US\$mIn	Outs. Vol. MIn'shs	Float ratio %	Avail. FII %	Ave. daily vol. (30 days-shs)	EPS			P/E x	P/B x	ROE %	ROA %
			1M	3M	6M						T12M	Diluted	1Y Gr.				
1	VNM VM	129,700	-2.5	-3.9	-15.8	8,247	1,451	57.4	46.4	945,112	5,832	5,831	19.9	22.2	8.5	39.3	32.9
2	SAB VM	224,900	2.7	N/A	N/A	6,318	641	10.4	39.3	66,682	6,978	6,978	43.5	32.2	11.0	25.3	15.7
3	VCB VM	36,900	-6.5	4.5	-5.1	5,816	3,598	22.9	9.1	1,221,655	1,897	1,897	28.4	19.5	2.7	14.5	0.9
4	VIC VM	44,100	3.8	5.0	12.5	5,096	2,638	45.0	18.9	709,705	648	709	51.6	68.1	4.4	6.3	1.0
5	GAS VM	58,000	-4.1	-14.6	-8.7	4,862	1,913	4.2	46.3	645,766	3,669	3,703	-15.8	15.8	2.8	17.5	12.3
6	CTG VM	17,950	-4.0	11.1	4.4	2,928	3,723	35.5	0.0	2,329,808	1,828	1,828	51.3	9.8	1.1	11.5	0.8
7	ROS VM	151,400	16.1	22.0	1102	2,852	430	27.4	48.8	2,310,407	975	975	N/A	155.2	13.3	10.4	6.6
8	BID VM	16,050	-6.7	4.9	-2.1	2,404	3,419	4.7	28.7	3,242,410	1,802	1,802	25.6	8.9	1.3	14.7	0.7
9	MSN VM	40,900	-3.1	-2.3	-8.4	2,040	1,138	38.4	18.1	367,204	2,482	2,462	87.9	16.5	3.0	17.5	3.9
10	NVL VM	68,800	13.0	N/A	N/A	1,776	589	100.0	38.4	1,245,633	N/A	N/A	N/A	N/A	N/A	10.9	1.9
11	BVH VM	58,000	-7.2	-0.9	-5.7	1,729	680	29.1	24.1	243,279	1,922	1,980	19.4	30.2	3.0	10.1	2.0
12	VJC VM	123,500	N/A	N/A	N/A	1,623	300	100.0	24.1	N/A	8,726	8,726	-24.9	14.2	8.2	68.7	14.3
13	HPG VM	42,000	-1.6	-0.5	-0.9	1,551	843	47.8	14.0	3,891,762	7,831	7,833	77.9	5.4	1.8	38.6	22.5
14	MWG VM	167,000	-1.2	1.2	16.8	1,126	154	68.3	0.0	177,685	10,643	9,948	40.3	15.7	6.7	49.9	14.3
15	BHN VM	107,900	-18.3	N/A	N/A	1,096	232	100.0	31.6	N/A	3,650	3,650	N/A	29.6	4.8	N/A	N/A
16	MBB VM	13,900	-2.1	4.5	-1.4	1,043	1,713	45.2	0.0	553,195	1,716	1,715	-6.3	8.1	0.9	12.1	1.2
17	FPT VM	45,450	1.2	5.8	2.1	915	459	68.6	0.0	840,763	4,339	3,925	2.9	10.5	2.2	22.0	7.1
18	STB VM	10,200	1.5	31.8	0.0	806	1,804	92.7	15.7	3,355,986	207	207	-77.1	49.4	0.8	1.6	0.1
19	CTD VM	202,300	4.5	19.8	8.8	682	77	85.8	6.5	152,095	21,642	20,892	88.6	9.3	2.5	29.8	14.5
20	EIB VM	10,900	6.3	17.2	-1.8	587	1,229	75.6	1.6	337,507	251	251	661.5	43.4	1.0	2.3	0.2
21	SSI VM	20,700	0.2	5.1	-3.3	444	490	57.2	43.4	1,365,554	1,825	1,827	9	11	1	12.8	7
22	DHG VM	114,900	3.5	17.2	17.8	439	87	32	0.0	73,741	7,349	7,035	22	16	3.5	24	19
23	DPM VM	24,650	2.3	4.0	-15.0	423	391	35.4	28.5	941,794	2,584	61	-98	10	1.2	12	11
24	HSG VM	47,900	-2.5	-3.4	8.9	412	197	54.0	20.1	1,272,037	9,238	7,350	120.2	5.2	2.3	41.0	13.8
25	BMP VM	188,200	-2.6	-3.2	14.8	375	45	61.8	0.3	43,451	13,691	13,691	20.0	13.7	3.6	28.3	23.4
26	NT2 VM	29,700	1.7	-3.9	-14.9	371	285	27.2	27.3	321,944	3,752	3,740	-5	8	1.7	22	9
27	PVD VM	22,000	5.3	-5.2	-5.8	369	383	48.1	20.5	1,973,974	260	201	-94.7	82.8	0.6	0.9	0.5
28	CII VM	34,000	8.6	15.6	20.1	359	241	54.7	11.8	1,573,278	3,473	3,142	13.6	9.8	2.3	25.3	6.8
29	KDC VM	37,500	0.5	12.3	-2.8	338	206	36.6	37.3	233,284	5,668	5,624	-75.1	6.6	1.3	20.7	15.0
30	REE VM	24,800	-4.6	12.5	23.4	337	310	46.2	0.0	908,806	3,577	3,653	32.5	6.9	1.1	16.4	10.6
31	PNJ VM	76,100	7.9	10.1	9.5	328	98	68.0	0.0	100,177	4,129	4,580	240.1	18.4	5.0	28.0	13.7
32	HT1 VM	19,300	-3.5	-12.1	-14.9	323	382	19.7	38.9	177,147	2,131	2,131	10.1	9.1	1.4	16.9	6.9
33	KBC VM	14,300	3.2	-2.1	-19.7	294	470	73.7	19.0	2,937,759	1,188	1,188	-11.4	12.0	0.9	7.5	3.9
34	HNG VM	8,690	11.3	37.9	24.1	292	767	29.5	48.4	1,852,090	-1,266	-1,266	N/A	N/A	0.6	8.8	3.3
35	HAG VM	7,910	32.1	40.0	31.8	274	790	54.2	35.0	8,269,718	-1,279	-1,291	N/A	N/A	0.5	-7.2	-2.0

DAILY MARKET RECAP

03 Mar 2017

(Continued)

No.	Ticker	Price VND	Price change (%)			Mkt. Cap US\$mIn	Outs. Vol. Mln'shs	Float ratio %	Avail. Fil %	Ave. daily vol. (30 days-shs)	EPS			P/E x	P/B x	ROE %	ROA %
			1M	3M	6M						T12M	Diluted	1Y Gr.				
36	LGC VM	32,300	27.9	41.7	35.7	273	193	N/A	4.0	343,642	1,867	1,867	-44.5	17.3	2.5	14.6	4.6
37	SBT VM	24,050	0.2	-2.2	-10.9	267	253	53.1	40.4	1,217,870	1,116	1,148	29.3	21.6	2.1	10.1	5.3
38	DCM VM	11,400	16.9	5.1	0.9	264	529	24.3	45.0	812,066	1,171	1,171	N/A	9.7	1.0	10.3	4.5
39	GMD VM	33,500	19.0	25.0	20.1	263	179	75.1	0.0	696,691	2,043	1,957	-10.3	16.4	1.2	7.1	4.0
40	TCH VM	16,000	-4.2	-8.3	N/A	254	363	52.5	49.0	640,172	N/A	N/A	N/A	N/A	1.3	N/A	N/A
41	KDH VM	23,200	17.2	14.3	15.6	238	234	55.3	0.6	117,508	1,615	1,615	0.7	14.4	1.5	12.0	5.4
42	PPC VM	16,800	-1.8	1.8	13.5	234	318	15.0	33.3	128,260	1,707	1,706	-3.2	9.8	1.0	10.0	5.0
43	GTN VM	20,350	16.3	13.7	10.6	223	250	46.3	48.3	1,752,162	88	97	-87.3	232.0	1.8	0.8	0.5
44	HBC VM	50,600	47.5	74.8	79.4	212	95	77.8	26.8	2,440,041	5,883	6,056	624.5	8.6	2.9	41.2	6.1
45	BIC VM	39,450	-6.1	10.8	29.3	203	117	99.6	1.5	9,385	1,094	1,082	-20.3	36.1	2.3	6.3	2.9
46	VCF VM	174,000	-2.8	2.4	22.5	203	27	N/A	19.3	32	14,294	14,450	30.0	12.2	2.1	19.4	13.4
47	FLC VM	7,200	39.8	29.7	35.8	201	638	68.3	40.7	15,531,550	1,735	1,730	-11.4	4.2	0.6	13.5	7.1
48	PAN VM	44,500	5.7	4.7	3.5	200	102	54.1	53.9	9,308	2,548	2,538	0.0	17.5	2.0	11.4	6.9
49	VHC VM	49,000	-12.8	-7.0	-12.5	198	92	30.5	72.7	122,207	5,819	6,008	83.5	8.4	1.9	24.1	12.2
50	DXG VM	16,850	22.5	23.9	46.7	187	253	79.7	16.0	2,401,404	2,536	3,039	36.4	6.6	1.3	22.3	11.8
51	ITA VM	4,430	13.6	-13.0	-9.6	182	938	61.8	34.9	3,746,871	60	57	-65.7	74	0.4	1	0
52	TRA VM	115,500	3.1	0.3	3.1	175	35	82.3	1.3	1,113	6,096.4	6,096	29.1	18.9	4.2	23.3	16.5
53	HCM VM	30,450	8.6	13.4	5.0	173	130	39.4	0.0	554,376	2,395	2,395	42.8	12.7	1.6	13.0	8.4
54	TLG VM	100,000	2.6	-3.8	-9.1	168	38	4.1	24.0	1,719	5,828	5,506	24.8	17	4.1	26	18
55	DRC VM	31,700	2.9	0.3	-19.3	165	119	39.0	19.4	274,655	3,326	3,680	1.6	10	2.4	24	13
56	PVT VM	12,550	1.2	2.0	-14.0	155	281	48.9	23.9	498,736	1,393	1,468	22.8	9.0	1.0	11.3	4.4
57	PGD VM	38,500	-2.0	1.3	-14.4	152	90	49.0	45.6	124,045	2,438	2,267	-38.8	15.8	2.5	16.5	7.9
58	ASM VM	15,050	-1.0	-1.0	-5.3	145	220	83.1	45.4	1,522,325	967	967	57.0	16	1.3	8	5
59	VSH VM	16,000	4.6	1.3	1.9	145	206	69.3	34.0	57,579	1,236	1,251	5.1	13	1.2	9	5
60	NLG VM	22,900	1.8	0.4	5.5	143	142	44.0	1.5	189,503	2,426	2,142	61.8	9	1.3	14	6
61	CAV VM	56,400	-2.3	1.2	3.5	142	58	51.4	22.6	33,389	7,801.0	7,801	155	7.2	4.1	23.7	9.2
62	BHS VM	10,800	1.0	-3.5	-9.3	141	298	72.3	40.4	1,620,495	1,455.2	1,546	30.6	7.4	0.9	14.0	6.2
63	PTB VM	138,500	12.6	16.9	27.8	131	22	66.6	38.7	62,527	11,893	12,284	83.4	11.6	3.9	40.0	17.1
64	DVP VM	72,900	-1.5	0.0	-3.4	128	40	17.9	33.6	1,168	7,171	7,170	2	10.2	3.2	31.0	26.3
65	PDR VM	14,050	1.8	4.9	10.6	124	202	31.6	45.9	577,954	1,182	1,200	35.3	11.9	1.2	10.2	2.9
66	PC1 VM	37,600	4.4	1.6	N/A	124	75	100.0	27.2	110,750	4,549	4,549	-50.4	8.3	1.0	N/A	N/A
67	CHP VM	22,000	2.3	7.3	N/A	121	126	24.9	45.5	15,719	2,045	2,046	-17.6	10.8	1.7	15.6	8.1
68	POM VM	14,700	74.2	67.0	69.0	120	186	29.6	42.8	42,211	1,614	1,618	993.2	9.1	1.1	5.3	1.8
69	VSC VM	58,300	-1.7	2.5	-20.7	116	46	85.0	0.0	89,595	5,563	5,516	-10.0	10.5	2.0	19.4	11.0
70	SKG VM	77,000	-1.3	3.9	-16.8	116	34	42.8	0.1	52,053	6,212	6,213	10.6	12.4	3.7	34.9	34.3

Source: Bloomberg

Bloomberg: VNDS

DISCLAIMER

This report has been prepared by VNDIRECT or one of its affiliates for distribution in Vietnam and overseas. The information herein is believed by VNDIRECT to be reliable and is based on public sources believed to be reliable. With exception of information about VNDIRECT, VNDIRECT makes no representation about the accuracy of such information.

Options, estimates and projection expressed in this report represent the current views of the author at the date of publication only. They do not necessarily reflect the opinions of VNDIRECT and are subject to change without notice. VNDIRECT has no obligation to update, amend or in any way modify this report or otherwise notify a reader thereof in the event that any of the subject matter or opinion, projection or estimate contained within it changes or becomes inaccurate.

The information herein was obtained from various sources and we do not guarantee its accuracy or completeness. Prices and availability of financial instruments are also subject to change without notice.

This published research may be considered by VNDIRECT when buying or selling proprietary positions or positions held by funds under its management. VNDIRECT may trade for its own account as a result of short-term trading suggestions from analysts and may also engage in securities transactions in a manner inconsistent with this report and opinions expressed therein.

Neither the information nor any opinion expressed in this report constitutes an offer, nor an invitation to make an offer, to buy or sell any securities or any option, futures or other derivative instruments in any jurisdiction. Nor should it be construed as an advertisement for any financial instruments.

Officers of VNDIRECT may have a financial interest in securities mentioned in this report or in related instruments. This research report is prepared for general circulation for general information only. It does not have regard to the specific investment objectives, financial situation or particular needs of any person who may receive or read this report.

Investors should note that the prices of securities fluctuate and may rise and fall. Past performance, if any, is no guide to the future. The financial instruments discussed in this report may not be suitable for all investors. Investors must make their own financial decisions based on their independent financial advisors as they believe necessary and based on their particular financial situation and investment objectives.

This report may not be copied, reproduced, published or redistributed by any person for any purpose without the express permission of VNDIRECT in writing. Please cite sources when quoting.

ADDRESS

Headquarter

1 Nguyen Thuong Hien Str
Hai Ba Trung Dist, Hanoi
T: +84 4 3972 4568
F: +84 4 3972 4600

HCMC Office

The 90th Pasteur Building
90 Pasteur Str, Dist 1, HCMC
T: +84 8 7300 0688
F: +84 8 3914 6924

Da Nang Office

Room 7-8-9, 3rd floor, Buu Dien Building
155 Nguyen Van Linh Str, Da Nang City
T: +84 511 382 1111

Vinh - Nghe An Office

1 Lenin Str
Vinh City, Nghe An Province
T: +84 388 688 466
F: +84 388 688 466

Can Tho Office

3rd floor STS Building, 11B Hoa Binh
Ninh Kieu, Can Tho
T: +84 710 3766 959
F: +84 710 3826 331

Quang Ninh Office

1st & 2nd floor, 29-31, 25/4 Str
Ha Long City, Quang Ninh Province
T: +84 33 3820 818
F: +84 33 3820 333

CONTACTS

Hang Tran (Ms.)

Director

T: +84 873 000 688 (Ext: 21168)
E: hang.tranxuan@vndirect.com.vn

Trung Nguyen (Mr.)

Sales Manager

T: +84 873 000 688 (Ext: 21068)
E: trung.nt@vndirect.com.vn

Giang Nguyen (Ms.)

Trading Manager

T: +84 873 000 688 (Ext: 21099)
E: giang.nt@vndirect.com.vn

Linh Nguyen (Ms.)

Institutional trader

T: +84 873 000 688 (Ext: 21089)
E: linh.nn@vndirect.com.vn

Anh Pham (Ms.)

Institutional trader

T: +84 873 000 688 (Ext: 21222)
E: anh.phamnguyen@vndirect.com.vn